



MARYLAND ZERO EMISSION

Electric Vehicle Infrastructure Council

May 21, 2020

Agenda

- Welcome and Announcements
- Introductions
- Public Comments
- Maryland EV and EVSE Incentive Availability
- Legislative Working Group Update
- Communications Working Group Update
- State Agency Updates
- Utility Update
- Baltimore City EV Initiatives
- Closing Remarks

Welcome and Announcements

337 new EV registrations during the month of April brings the total to 25,758 Marylanders saying



I'm not pumped,
I'M CHARGED!



Introductions



Public Comments



Maryland EV and EVSE Incentive Availability

- Mike Jones, MEA

Maryland EVSE Incentive Availability

Fiscal Year	Residential		Commercial		Service Station		Total	
	Count	Total Amount	Count	Total Amount	Count	Total Amount	Count	Total Amount
21	190	\$105,800.15	84	\$163,316.83	3	\$15,000.00	277	\$284,116.98



Legislative Working Group Update

- Virginia Burke, MDOT

A stylized graphic in the top right corner showing two hands, one in red and one in white, holding a globe. The globe is composed of yellow, grey, and red segments. The hands are rendered in a simple, rounded style.

Communications Working Group Update

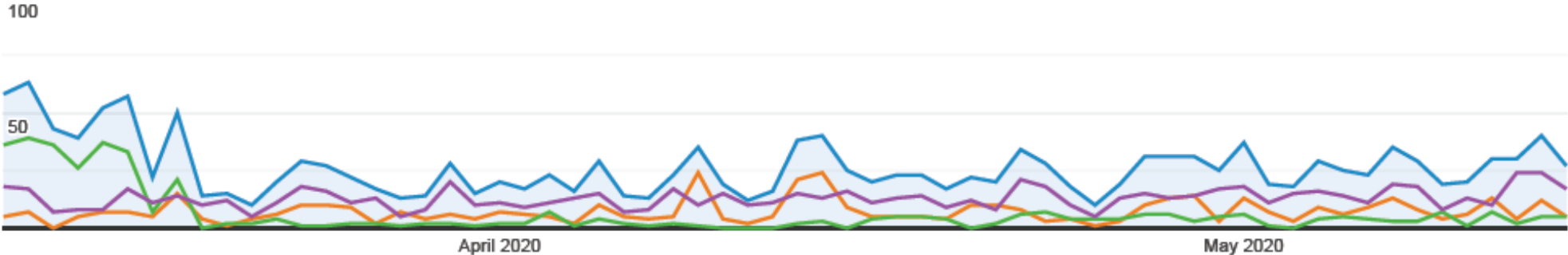
- Colleen Turner, MDOT

Website Analytics

March 12 – May 14, 2020

Overview

● Users (All Users) ● Users (Direct Traffic) ● Users (Referral Traffic) ● Users (Search Traffic)



Users
All Users
1,489



Direct Traffic
384



Referral Traffic
358



New Users
All Users
1,451



Direct Traffic
374



Referral Traffic
350



Sessions
All Users
1,840



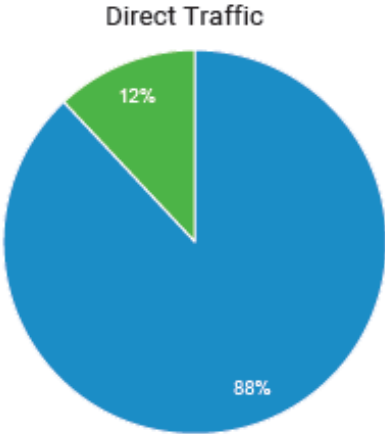
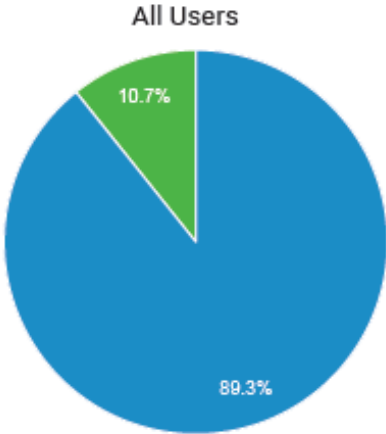
Direct Traffic
519



Referral Traffic
453



■ New Visitor ■ Returning Visitor



Website Analytics

March 12 – May 14, 2020

Page Views: 3,979

Audience Overview:

Search Traffic: 51%
Referral Traffic: 24%
Direct Traffic: 25%

Top Referral Traffic:

1. bge.com: 25%
2. Pepco: 14%
3. npr.org: 12%
4. firstenergycorp.com: 11%
5. m.facebook.com: 10%

Top Pages Visited:

1. Homepage: 1,595 (40%)
2. Incentives: 1,119 (28%)
3. Charging: 287 (7%)
4. Resources: 187 (4%)
5. ev-101: 184 (4%)
6. resources/useful-links: 119 (3%)
7. about-bevi 93 (2%)
8. hydrogen-101: 75 (1.8%)

Social Media Analytics

Facebook Highlights:


- Total Posts in 28 Day Period: 7
- New Followers: 53 (53 additional people have liked the page)
- Post Engagements: 126 (126 people are interacting with the posts)
- Post Reach: 396 (Posts are reaching on average 396 people)

Social Media Post Examples

Maryland Electric Vehicle
April 28 at 11:23 AM · 🌐

Thank you **NPR** for including a link to our page in your article about states taking the lead in promoting electric vehicles. Our incentives page provides all the information and links you need to take advantage of the great Maryland and Federal incentives for EVs and EV charging equipment. **#MarylandEV #NPR**

<https://www.npr.org/2020/03/04/810418134/states-take-the-wheel-promoting-electric-vehicles>



NPR.ORG
States Take The Wheel Promoting Electric Vehicles
There are nearly 1.5 million electric vehicles in the U.S. tod...

Maryland Electric Vehicle
6 hrs · 🌐

You can save when purchasing and installing an EV charger at home. Incentives from federal, state, and utility sources are available for Maryland residents. Check out the top rated chargers of 2020 then head to our incentives page to see how to save. **#MarylandEV #EV MyBGE PepcoConnect Delmarva Power (Delmarva Connect) Potomac Edison**

<https://www.energysage.com/energy-products/ev-charging-stations/>




MARYLANDEV.ORG
Incentives – MDEV
There are many federal and state tax incentives, as well as...

Maryland Electric Vehicle
May 4 at 9:12 AM · 🌐

Business owners in Maryland are amping up efforts to provide EV charging. **High's** in Jessup, MD recently took advantage of EV charging incentives to complement its convenience offerings. Thank you **CSP** for linking our incentive page in your article. **#MarylandEV**

<https://www.cspdailynews.com/fuels/highs-adds-ev-charging>




MARYLANDEV.ORG
Incentives – MDEV
There are many federal and state tax incentives, as well as...

Maryland Electric Vehicle
May 7 at 12:00 PM · 🌐

RS Automotive in Takoma Park, Maryland, made headlines when it became the first gas station in the nation to convert to EV charging only. Check out the article to learn more about how Maryland helped them do it. **#MarylandEV**

<https://www.yaleclimateconnections.org/2020/04/gas-station-replaces-pumps-with-electric-vehicle-chargers/>



YALECLIMATECONNECTIONS.ORG
Gas station replaces pumps with electric vehicle chargers
» **Yale Climate Connections**



State Agency Updates

MDE - VW Settlement Progress, NESCAUM EV Work

Maryland's Volkswagen Mitigation Plan Update

- Drayage and School Bus projects have been approved by the VW Settlement Fund Trustee to begin implementation.
- MDE completed reviewing and submitted all the Freedom Fleet and State Agency proposals to the Trustee for final approval. The Trustee now has up to sixty days to review and get back to MDE.
- MDE and MEA continue to work on the EV Infrastructure portion of the Plan, to be released soon with an anticipating application period beginning in late June/early July.



State Agency Updates

MDOT - Fleet Innovation and EVSE Installation



State Agency Updates

PSC - PC 44 and EV Work Group Updates



State Agency Updates

MDP - Census Update

MARYLAND 2020 CENSUS SELF-RESPONSE DATA

Maryland Zero Emission Electric
Vehicle Infrastructure Council
May 21, 2020

HOW ARE CENSUS DATA USED

- Assisting tribal, federal, state and local governments in planning, and implementing programs and services in:
 - Education
 - Health care
 - Transportation
 - Social services
 - Emergency response
- Distribution of more than \$675 billion annually in federal funds.
- Redistricting of state legislative districts.
- Forecasting of future transportation needs.
- Determining areas eligible for housing assistance and rehabilitation loans.

MARYLAND 2020 CENSUS

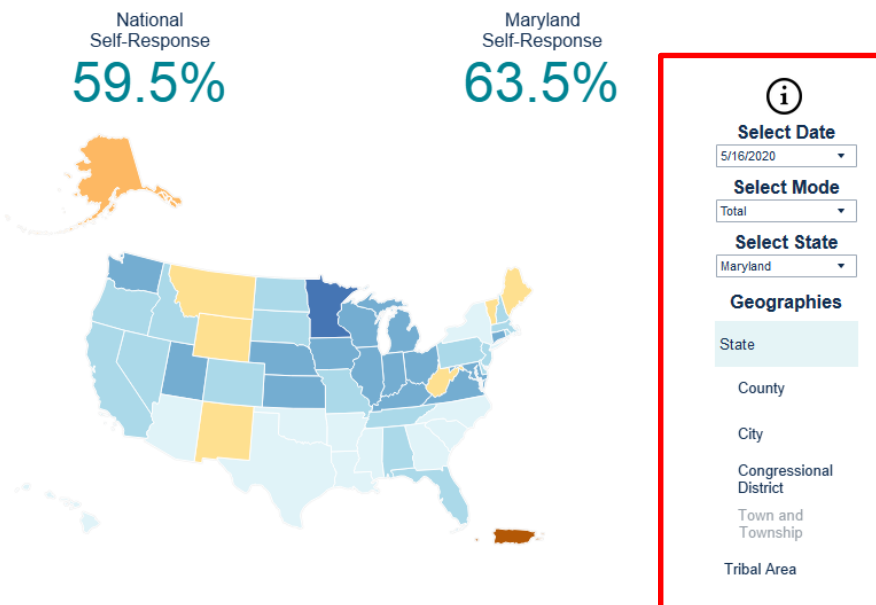
- How to respond to the Census
 - Internet
 - Phone
 - Mail
- Response Rates
 - Tracked daily
 - For most geographies (nation, state, county, city, census tracts)
 - Available on interactive map

SELF RESPONSE DASHBOARDS

2020 Census Self-Response by State

Click icon to open or close the share menu

This map features self-response rates from households that responded to the 2020 Census online, by mail, or by phone. Rates can be viewed in [rankings here](#).



2020 Census Total Self-Response

Responses received through: 5/16/2020

National Response Rate

Total Response: 88,000,000 (households)

Total: 59.5%

Internet: 48.1%

Daily Change: ▲ 0.1%

Ranking by State

7	Ohio	64.7%
8	Virginia	64.6%
9	Illinois	64.5%
10	Indiana	64.3%
11	Kansas	63.8%
12	Maryland	63.5%
13	Kentucky	63.2%
14	Utah	63.1%
14	Connecticut	63.1%
16	Pennsylvania	62.4%

Household Responses by State

Iowa	990,000
Kansas	850,000
Kentucky	1,300,000
Louisiana	1,200,000
Maine	380,000
Maryland	1,700,000
Massachusetts	1,900,000
Michigan	3,200,000
Minnesota	1,800,000
Mississippi	790,000

Total/Internet/Daily

Total: [dropdown]

Population Range*

1 [slider] 1,000,000

Select State

Maryland [dropdown]

City/Townships

City [dropdown]

Ranking by County

1	Carroll, Maryland	75.5%
2	Howard, Maryland	73.3%
3	Harford, Maryland	71.7%
4	Frederick, Maryland	71.2%
5	Montgomery, Maryland	69.1%
6	Anne Arundel, Maryland	68.6%
7	Calvert, Maryland	67.7%
8	Charles, Maryland	66.5%
9	Baltimore, Maryland	65.6%
10	Washington, Maryland	65.0%

Ranking by City

1	University Park, Maryland	86.1%
2	Chevy Chase Section Three...	85.3%
3	Chevy Chase Section Five, ...	84.6%
4	Chevy Chase, Maryland	83.2%
5	Chevy Chase Village, Maryl..	83.0%
6	Martin's Additions, Maryland	81.1%
7	Myersville, Maryland	80.9%
8	Poolesville, Maryland	80.2%
9	Somerset, Maryland	80.0%
10	Mount Airy, Maryland	79.9%

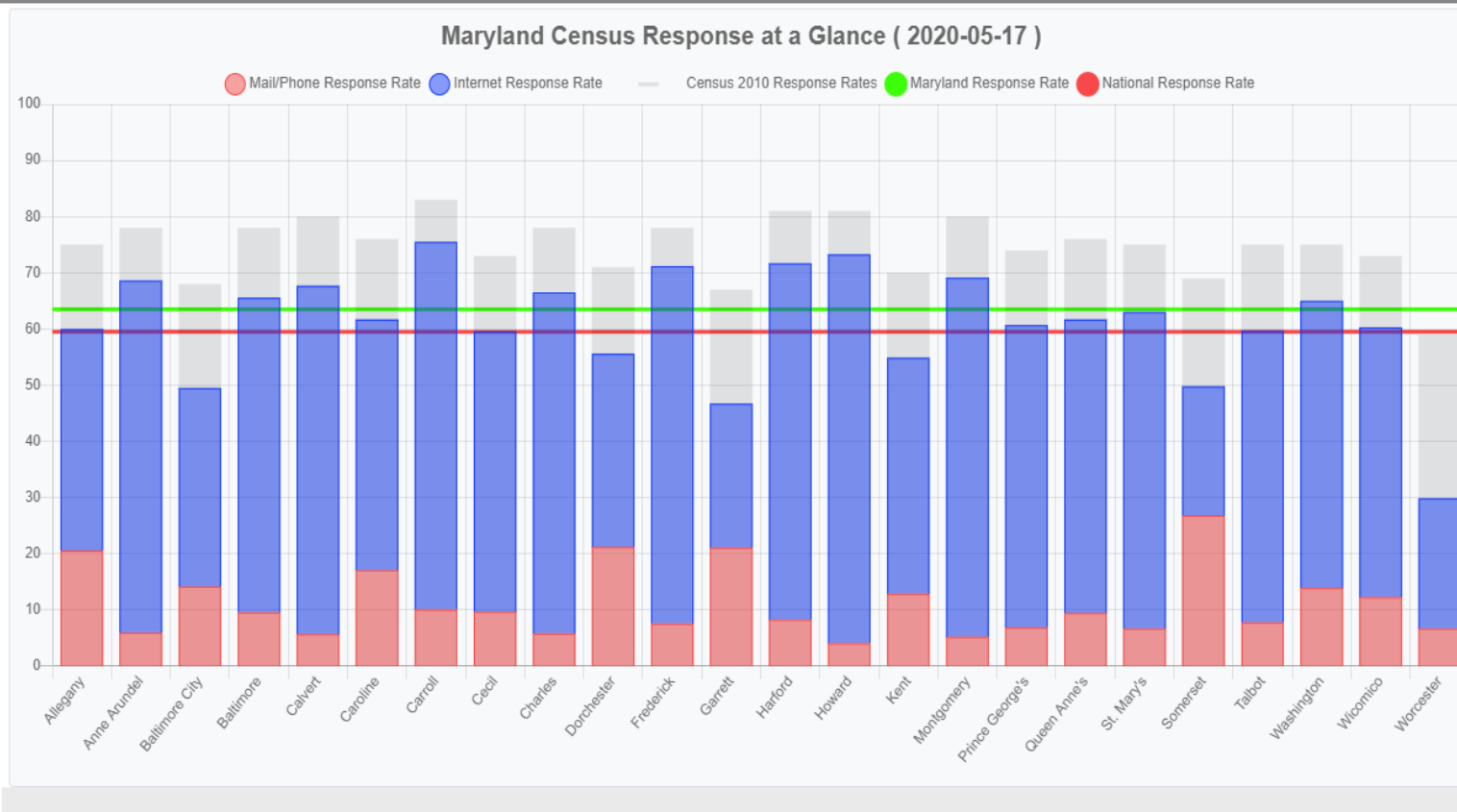
*"1,000,000" includes areas with populations greater than 1,000,000. Data may include responses collected on the Internet, by phone, and by mail in the 2020 Census.

Population Data: Annual Estimates of the Resident Population for Counties (2019) and Places (2018). Population Estimates, Population Division, U.S. Census Bureau

MARYLAND RESPONSE RATES AT A GLANCE



Maryland Census Response at a Glance

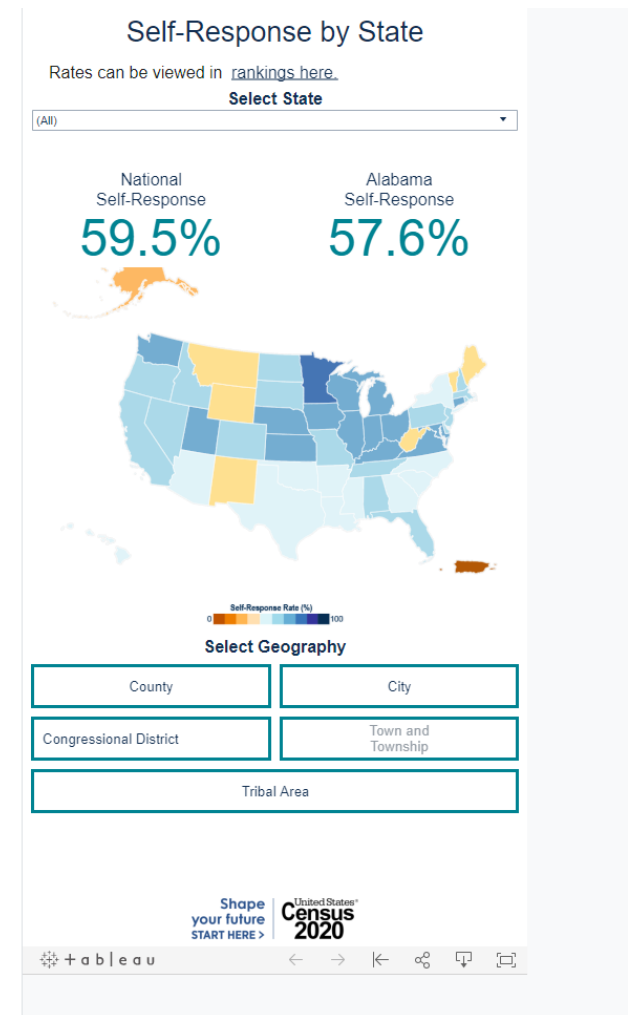
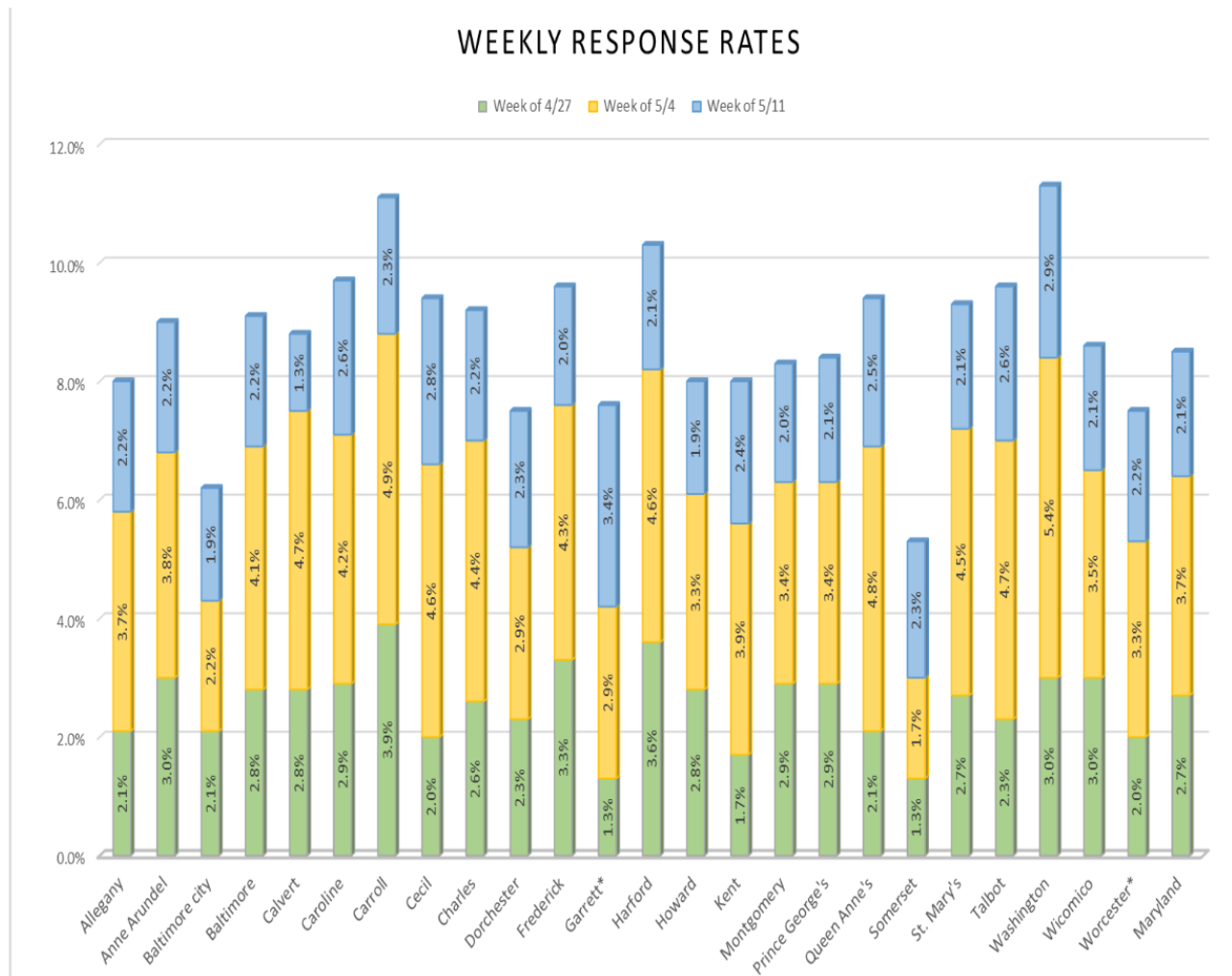


Maryland Municipal Response Rates

Name	Response Rate	Internet Rate
University Park	86.00	81.60
Chevy Chase Section Three	84.90	81.00
Chevy Chase Section Five	84.60	81.20
Chevy Chase	82.80	79.10
Chevy Chase Village	82.60	77.90
Myersville	80.90	75.20
Martin's Additions	80.80	74.00
Poolesville	80.10	75.80
Somerset	80.00	78.00
Chevy Chase View	79.70	75.60
Mount Airy	79.70	74.70
Middletown	78.60	74.30
Glen Echo	77.80	75.90
Thurmont	77.50	67.40
Walkersville	77.30	70.60
Washington Grove	76.50	73.50
Berwyn Heights	76.00	71.00
Garrett Park	75.90	71.40
Bowie	75.60	71.00
Rosemont	75.60	68.50
Keedysville	75.20	67.30
Sykesville	74.30	67.20
Hampstead	73.60	66.00
Boonsboro	73.30	63.60
Bel Air	72.30	64.10
La Plata	71.90	64.30
Manchester	71.80	64.70
Taneytown	71.50	46.70
Cheverly	70.40	65.10
Havre de Grace	69.30	61.30
Chesapeake Beach	69.10	65.10

Microsoft Power BI

MARYLAND RESPONSE RATES AT A GLANCE



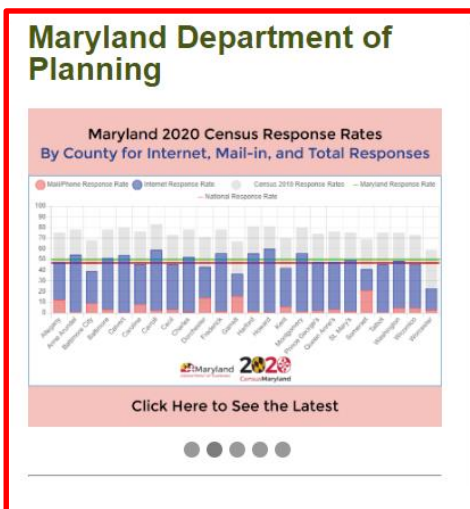
MARYLAND JURISDICTIONS RESPONSE RATES

Alert

- ▶ Maryland Department of Health - Coronavirus Disease 2019 (COVID-19) Information
- ▶ Maryland Department of Planning's Telework and Constituent Service Strategy

Inside Planning

- ▶ About Us
- ▶ Press Room
- ▶ Planning's Annual Report for FY19
- ▶ Maryland Census 2020
- ▶ Census Low Response Rate Dashboard



Maryland's Digital Catalog of State Assistance Programs

Latest Planning Tweet



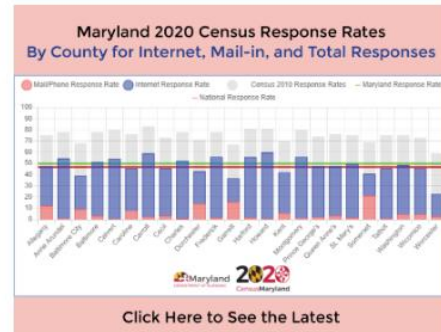
Alert

- ▶ Maryland Department of Health - Coronavirus Disease 2019 (COVID-19) Information
- ▶ Maryland Department of Planning's Telework and Constituent Service Strategy

Resources

- ▶ How The Census Works
- ▶ Outreach Tool Kits
- ▶ Video and Media Resources
- ▶ Census Resources for Partner Websites
- ▶ Maryland Complete Count

Maryland Census 2020



Maryland 2020 Census Response Dashboard



The Census is Private and Confidential

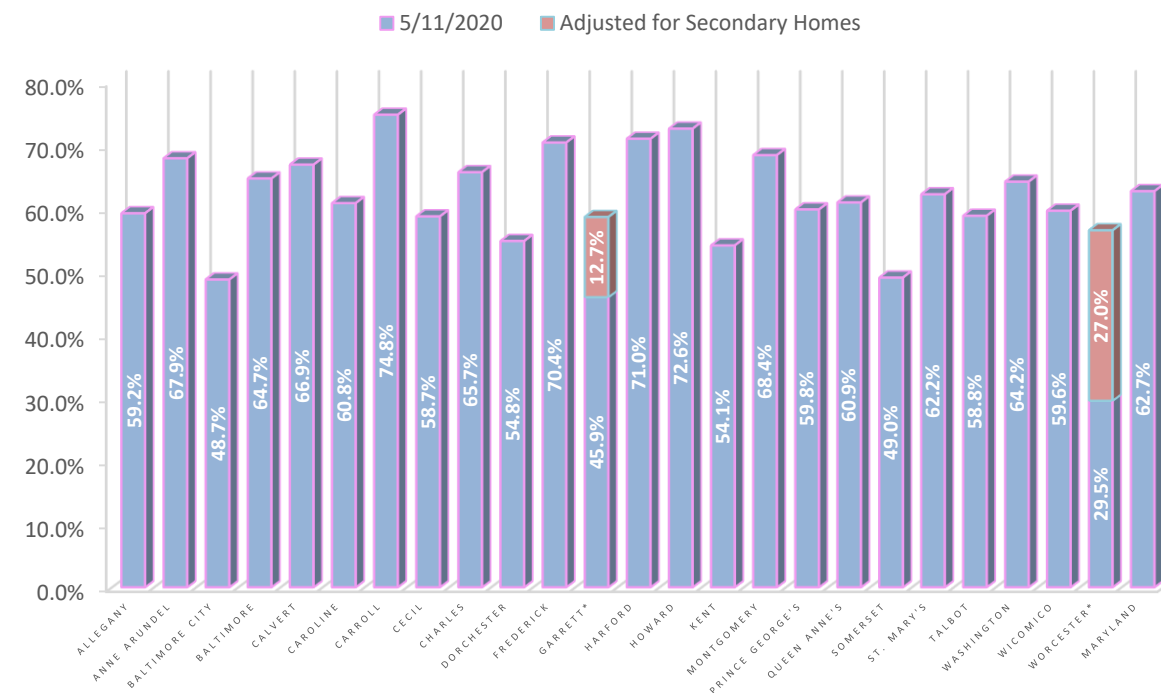
Federal Law Protects Your Information. The U.S. Census Bureau is bound by Title 13 of the United States Code. This law not only provides authority for the work of the Census Bureau, but also provides

JURISDICTION'S REPORTS

	Census Tract 24003706103	Census Tract 24003730511	Census Tract 24003730514	Census Tract 24003740601	Census Tract 24003730205
Total Self-Response Rate	47.4	47.5	50.6	50.9	51.0
Population	3,686	3,416	4,673	3,981	5,538
Population under 5	147	172	399	508	358
Population over 65	719	246	393	9	1,005
Hispanic Population	152	432	396	414	944
Foreign Born Population	204	331	881	310	901
Total Housing Units	2,032	2,026	2,246	1,262	2,758
Occupied Housing Units	1,658	1,799	2,104	1,166	2,469
Vacant Housing Units	304	110	104	206	265
Renter_Occupied Units	911	1,559	1,515	1,137	1,596
Percent Female Households with no Husband	10.4%	15.1%	27.0%	7.2%	16.3%
Population not Responded	1,939	1,793	2,308	1,955	2,714
Households not Responded	872	944	1,039	573	1,210

Prepared by Maryland Department of Planning, Source: Census Bureau

SELF-RESPONSE RESPONSE RATES



* Garrett and Worcester counties Self-Response rate is adjusted after excluding Census Tracts with secondary homes near Deep Creek Lake and Ocean City

LINKS TO DASHBOARDS

Census Bureau Self-Response Dashboard

<https://2020census.gov/en/response-rates.html>

<https://public.tableau.com/profile/us.census.bureau#!/vizhome/2020CensusSelf-ResponseRankings/RankingsDashboard>

Maryland Census Response Rates at a Glance

<https://apps.planning.maryland.gov/censushashboard/County2020ResponseRates.html>

<http://apps.planning.maryland.gov/censushashboard/indexdash.html>

CONTACT

Alfred Sundara, AICP

Manager, Projections and State Data Center

Ph: 410-767-4002

Email: Alfred.Sundara@Maryland.gov



State Agency Updates

Other - DBM, DGS, Additional MEA Thoughts



Utilities Updates

- Public and Multifamily EVSE Discussion

BGE's EVsmartSM Program Update

May 21, 2020

Kristy Fleischmann Groncki
Kristy.Fleischmann@bge.com

EVsmart Progress to Date

43 public chargers energized

201 chargers sited



23 multifamily chargers submitted

235 residential rebate applications





BGE's EVsmart Public Chargers

County	Total Chargers	Chargers installed	Construction ready	Chargers in design
Anne Arundel County	75	4	35	36
Baltimore City	7	0	0	7
Baltimore County	41	0	0	41
Calvert County	4	0	4	0
Carroll County	15	10	3	2
Harford County	30	24	0	6
Howard County	23	5	18	0
Montgomery County	0	0	0	0
Prince George's County	6	0	2	4
Grand Total	201	43	62	96

*** Number of chargers in design subject to change as we are waiting for government sign off*

201 charging stations is made of up 126 L2s and 75 DCFCs

Government Sign-off Needed

- 4 chargers pending with Chesapeake Beach
- 19 chargers pending with MDOT
- 22 chargers pending with BWI
- 17 chargers pending with DGS



BGE Public Charging Program

- Main reasons for delays
 1. Negotiating MOUs or ROW agreements per county
 2. Identifying locations for EVSE/ willingness to dedicate parking spaces to EV charging
 3. Timely response and sign-off of site proposals
- Other considerations
 1. BGE considering 150kW DCFC units for future installations
 2. Lease partnerships with government entities and private entities to expand potential EVSE locations
 3. Targeting state universities



Multifamily Rebate Applications

- ✓ 3 applications received totaling 23 chargers
- ✓ 86 multifamily property leads
 - ✓ Purchased EVSE or planning to purchase
- ✓ Preapproval letters available
- ✓ Modified application process to allow EVSE manufacturer to submit application on behalf of the customer
- ✓ Several multifamily events were planned for April that were cancelled





COVID-19 Impacts

BGE Public Charging Network

- Experiencing delays in government sign-off and site identification
- Customers not utilizing public chargers

Multifamily Rebate Program

- Several customers that purchased EVSE are not moving forward with installation right now due to COVID-19
- New construction delays due to COVID-19



Baltimore City EV Initiatives

Closing Remarks – R. Earl Lewis, Jr.

- Next Meeting