

February 17, 2023

Mr. Lamin Williams
Acting Division Administrator
Attn: Mr. Azmat Hussain
Federal Highway Administration
Maryland Division
George H. Fallon Federal Building
31 Hopkins Plaza, Suite 1520
Baltimore MD 21201

Ms. Terry Garcia Crews
Regional Administrator
Attn: Mr. Anthony Jreije
Federal Transit Administration, Region III
1835 Market Street, Suite 1910
Philadelphia PA 19103-2968

Dear Mr. Williams and Ms. Crews:

The Maryland Department of Transportation (MDOT) hereby requests to amend the Fiscal Year (FY) 2022-2025 Maryland Statewide Transportation Improvement Program (STIP) to reflect changes to three existing projects and one new project in the FY 2023-2026 National Capital Region Transportation Planning Board (TPB) Transportation Improvement Program (TIP).

This action reflects the updated programmed expenditures from FY 2022 to FY 2025 for the MDOT State Highway Administration (MDOT SHA) which has been assigned MDOT Control #22-60. These projects below are either already included in or do not affect the Air Quality Conformity Determination for Visualize 2045.

Project Name	STIP #	TIP #	Funding Source	FY22-FY25 Net Federal Change (in 000's)
Areawide Congestion Management	3085	3085	CAMQ, NHPP, STBG, State	\$19,430
I-95/I-495 at MD 4 Bridges Replacement	6651	6651	NHPP, State	\$7,833
MD 717 Western Branch Bridge Replacement	6654	6654	STBG, State	\$5,173
I-95/I-495 Southside Express Lanes Study	11618	11618	STBG, State	\$174

Mr. Lamin Williams
Ms. Terry Garcia Crews
Page Two

The TPB approved the amendment to its TIP on January 6, 2023, and the approval and supporting documentation are attached. Should you have additional questions or concerns, please contact Ms. Kari Snyder at 410-865-1305, toll free 888-713-1414 or via e-mail at ksnyder3@mdot.maryland.gov, of course, feel free to contact me directly.

Sincerely,

A handwritten signature in blue ink that reads "Tyson Byrne". The signature is fluid and cursive, with the first name "Tyson" and last name "Byrne" clearly legible.

Tyson Byrne
Regional Planning Manager,
Office of Planning and Capital Programming

Attachments

cc: Ms. Kari Snyder, Regional Planner, OPCP, MDOT

**NATIONAL CAPITAL REGION TRANSPORTATION PLANNING BOARD
777 North Capitol Street, N.E.
Washington, D.C. 20002**

**RESOLUTION ON AN AMENDMENT TO THE FY 2023-2026 TRANSPORTATION
IMPROVEMENT PROGRAM (TIP) THAT IS EXEMPT FROM THE AIR QUALITY
CONFORMITY REQUIREMENT TO INCLUDE TIP ACTION 23-09.2 WHICH
ADDS FUNDING FOR TWO TRANSIT PROJECTS, TWO BRIDGE REPLACEMENT
PROJECTS, A CONGESTION MANAGEMENT PROGRAM, AND ASSISTANCE FOR A STUDY
OF EXPRESS/TOLL LANES ON THE WOODROW WILSON BRIDGE, AS REQUESTED BY
THE MARYLAND DEPARTMENT OF TRANSPORTATION (MDOT)**

WHEREAS, the National Capital Region Transportation Planning Board (TPB), as the federally designated metropolitan planning organization (MPO) for the Washington region, has the responsibility under the provisions of the Fixing America's Surface Transportation (FAST) Act, reauthorized November 15, 2021 when the Infrastructure Investment and Jobs Act (IIJA) was signed into law, for developing and carrying out a continuing, cooperative and comprehensive transportation planning process for the metropolitan area; and

WHEREAS, the TIP is required by the Federal Highway Administration (FHWA) and the Federal Transit Administration (FTA) as a basis and condition for all federal funding assistance to state, local and regional agencies for transportation improvements within the Washington planning area; and

WHEREAS, on June 15, 2022, the TPB adopted the FY 2023-2026 TIP; and

WHEREAS, MDOT has requested an amendment to the FY 2023-2026 TIP to include TIP Action 23-09.2 which adds a net total of approximately \$49.35 million to four existing project and program records and two new records), as described in the list at the end of this resolution and in the attached materials; and

WHEREAS, the attached materials include:

- ATTACHMENT A) Project Overview report showing how these programs and projects will appear in the TIP following approval,
- ATTACHMENT B) Amendment Summary report showing the changes in four-year program total, reason for the amendment, and a Change Summary providing line-item changes to every programmed amount by fund source, fiscal year, and project phase,
- ATTACHMENT C) Fund Change Detail report for the four existing records that show the Change Summary from the previous attachment in table format, and
- ATTACHMENT D) Letters from MDOT dated December 16, 2022, requesting the amendments; and

WHEREAS, these projects and programs have been updated in the TPB’s Project InfoTrak database under TIP Action 23-09.2, creating the 9th amended version of the FY 2023-2026 TIP, which supersedes all previous versions of the TIP and can be found online at www.mwcog.org/ProjectInfoTrak; and

WHEREAS, the Purple Line is included in the Air Quality Conformity Analysis of the 2022 Update to Visualize 2045 and the FY 2023-2026 TIP, and the Southern Maryland Rapid Transit study, bridge replacement projects, congestion management program and I-95/I-495 Southside Express Lanes Study assistance are all exempt from the air quality conformity requirement, as defined in Environmental Protection Agency’s (EPA) Transportation Conformity Regulations as of April 2012; and

WHEREAS, this resolution and the amendments to the FY 2023-2026 TIP shall not be considered final until the Transportation Planning Board has had the opportunity to review and accept these materials at its next full meeting.

NOW, THEREFORE, BE IT RESOLVED THAT the Steering Committee of the National Capital Region Transportation Planning Board amends the FY 2023-2026 TIP to include TIP Action 23-09.2 which adds a net total of approximately \$49.35 million to four existing and two new project records as described below and in the attached materials.

TIP ID	PROJECT/PROGRAM TITLE WITH ADDITIONAL NOTES	ADDITIONAL/NEW FUNDING
T2795	Purple Line	\$636,229
	Sources used: P3, Sect. 5307, Sect. 5309-FG, STBG, State	
T11620	Southern Maryland Rapid Transit	\$10,000,000
	New project to the TIP. Sources State, TIIF	
T6654	MD 717 Western Branch Bridge Replacement	\$6,488,000
	Sources: State, STBG	
T6651	I-95/I-495 MD 4 Bridges Replacement	\$2,329,000
	Sources: State, NHPP	
T2085	Areawide Congestion Management	\$28,729,000
	Sources: State, NHPP, CMAQ	
T11618	I95/I-495 Southside Express Lanes Study	\$250,000
	Sources: State, NHPP. MDOT is assisting VDOT with a study of extending Virginia’s Express/Toll Lanes across the Woodrow Wilson Bridge to MD 210. MDOT’s OP Lanes project planned for construction is not changed by this study.	

**Adopted by the TPB Steering Committee at its meeting on Friday, January 6, 2023.
Final approval following review by the full board on Wednesday, January 18, 2023.**



<i>TIP ID</i>	T6654	<i>Lead Agency</i>	Maryland Department of Transportation - State Highway Administration	<i>Project Type</i>	Bridge - Replace
<i>Project Name</i>	MD 717 Western Branch Bridge Replacement	<i>County</i>	Prince Georges	<i>Total Cost</i>	\$12,252,000
<i>Project Limits</i>		<i>Municipality</i>	Upper Marlboro	<i>Completion Date</i>	2030
		<i>Agency Project ID</i>	PG7201		

Description Replacement of MD 717 bridge 16109 over Western Branch.

Phase Source	Prior	FY2023	FY2024	FY2025	FY2026	Future	4 Year Total	Total
PE DC/STATE	\$933,000	\$13,000	\$15,000	-	-	-	\$28,000	\$961,000
PE STBG	\$834,000	\$53,000	\$61,000	-	-	-	\$114,000	\$948,000
<i>Total PE</i>	\$1,767,000	\$66,000	\$76,000	-	-	-	\$142,000	\$1,909,000
CON DC/STATE	-	-	\$800,000	\$552,000	\$716,000	-	\$2,068,000	\$2,068,000
CON STBG	-	-	\$3,199,000	\$2,210,000	\$2,866,000	-	\$8,275,000	\$8,275,000
<i>Total CON</i>	-	-	\$3,999,000	\$2,762,000	\$3,582,000	-	\$10,343,000	\$10,343,000
<i>Total Programmed</i>	\$1,767,000	\$66,000	\$4,075,000	\$2,762,000	\$3,582,000	-	\$10,485,000	\$12,252,000



Version History

<i>TIP Document</i>	<i>MPO Approval</i>	<i>FHWA Approval</i>	<i>FTA Approval</i>
23-00 Adoption 2023-2026	06/15/2022	08/25/2022	08/25/2022
23-09.2 Amendment 2023-2026	01/18/2023	Pending	Pending

Current Change Reason

SCHEDULE / FUNDING / SCOPE - Cost change(s)
Funding Change(s):
 Total project cost increased from \$5,764,000 to \$12,252,000

MARYLAND STATEWIDE TIP FY 2022-2025

MDOT STIP # TPB 6654 MC# 22-39 Approved 9/7/2022

SUMMARY TABLE

Project	Amendment Criteria	Conformity Status	Environmental Status	Current Funding Level (000s)		
				Federal	State/Local	Total
MD 717 Western Branch Bridge Replacement (PG7201)	B	Nonattainment	PCE anticipated 2023	\$ 943	\$ 235	\$ 1,178
				Net Funding Change (000s)		
Description	Administration	Area/MPO	CTP Page	Federal	State/Local	Total
	MDOT SHA	TPB	SHA-PG-10 FY 2023	\$ 5,173	\$ 1,293	\$ 6,466
Justification	Replacement of MD 717 bridge 16109 over Western Branch					
	The existing structure is nearing the end of its useful service life. The project will reduce the frequency of flooding in this area and provide improved pedestrian facilities.					

INDIVIDUAL REQUEST FORM

STIP/TIP Amendment Criteria	Funding (000s)	FY 2022		FY 2023		FY 2024		FY 2025		Total
		Total	Federal	Total	Federal	Total	Federal	Total		
<input type="checkbox"/> A) Adds new individual projects to the current STIP	Current	\$ 741	\$ 301	\$ 136	\$ -	\$ -	\$ -	\$ -	\$ 1,178	
<input checked="" type="checkbox"/> B) Increase/decrease, scope change, advance, delay, or phase change	Federal	\$ 593	\$ 241	\$ 109	\$ -	\$ -	\$ -	\$ -	\$ 943	
<input type="checkbox"/> C) Removes or deletes individual listed project from the STIP	State/Local	\$ 148	\$ 60	\$ 27	\$ -	\$ -	\$ -	\$ -	\$ 235	
<input type="checkbox"/> D) Other	Proposed	\$ 741	\$ 66	\$ 4,075	\$ 2,762	\$ 7,644	\$ 6,116	\$ 1,528	\$ 6,466	
	Federal	\$ 593	\$ 53	\$ 3,260	\$ 2,210	\$ 6,116	\$ 5,173	\$ 1,293	\$ 6,466	
	State/Local	\$ 148	\$ 13	\$ 815	\$ 552	\$ 1,528	\$ 3,151	\$ 2,210	\$ 5,173	
	Change	\$ -	\$ (235)	\$ 3,939	\$ 2,762	\$ 6,466	\$ -	\$ -	\$ -	
	Federal	\$ -	\$ (188)	\$ -	\$ 3,151	\$ 5,173	\$ -	\$ -	\$ -	
	State/Local	\$ -	\$ (47)	\$ 788	\$ 552	\$ 1,293	\$ -	\$ -	\$ -	



PHASE DETAIL

Current		FY 2022		FY 2023		FY 2024		FY 2025		TOTAL		
Phase	Funding	Federal	State/Local	Federal	State/Local	Federal	State/Local	Federal	State/Local	Federal	State/Local	Total
PE	STBG	\$ 593	\$ -	\$ 241	\$ -	\$ 109	\$ -	\$ -	\$ -	\$ 943	\$ -	\$ 943
	State	\$ -	\$ 148	\$ -	\$ 60	\$ -	\$ 27	\$ -	\$ -	\$ -	\$ 235	\$ 235
RW	STBG	\$ -	\$ -	\$ -	\$ -	\$ -	\$ -	\$ -	\$ -	\$ -	\$ -	\$ -
	State	\$ -	\$ -	\$ -	\$ -	\$ -	\$ -	\$ -	\$ -	\$ -	\$ -	\$ -
UT	STBG	\$ -	\$ -	\$ -	\$ -	\$ -	\$ -	\$ -	\$ -	\$ -	\$ -	\$ -
	State	\$ -	\$ -	\$ -	\$ -	\$ -	\$ -	\$ -	\$ -	\$ -	\$ -	\$ -
CO	STBG	\$ -	\$ -	\$ -	\$ -	\$ -	\$ -	\$ -	\$ -	\$ -	\$ -	\$ -
	State	\$ -	\$ -	\$ -	\$ -	\$ -	\$ -	\$ -	\$ -	\$ -	\$ -	\$ -
Total		\$ 593	\$ 148	\$ 241	\$ 60	\$ 109	\$ 27	\$ -	\$ -	\$ 943	\$ 235	\$ 1,178

Proposed		FY 2022		FY 2023		FY 2024		FY 2025		TOTAL		
Phase	Funding	Federal	State/Local	Federal	State/Local	Federal	State/Local	Federal	State/Local	Federal	State/Local	Total
PE	STBG	\$ 593	\$ -	\$ 53	\$ -	\$ 61	\$ -	\$ -	\$ -	\$ 707	\$ -	\$ 707
	State	\$ -	\$ 148	\$ -	\$ 13	\$ -	\$ 15	\$ -	\$ -	\$ -	\$ 176	\$ 176
RW	STBG	\$ -	\$ -	\$ -	\$ -	\$ -	\$ -	\$ -	\$ -	\$ -	\$ -	\$ -
	State	\$ -	\$ -	\$ -	\$ -	\$ -	\$ -	\$ -	\$ -	\$ -	\$ -	\$ -
UT	STBG	\$ -	\$ -	\$ -	\$ -	\$ -	\$ -	\$ -	\$ -	\$ -	\$ -	\$ -
	State	\$ -	\$ -	\$ -	\$ -	\$ -	\$ -	\$ -	\$ -	\$ -	\$ -	\$ -
CO	STBG	\$ -	\$ -	\$ -	\$ -	\$ 3,199	\$ -	\$ 2,210	\$ -	\$ 5,409	\$ -	\$ 5,409
	State	\$ -	\$ -	\$ -	\$ -	\$ -	\$ 800	\$ -	\$ 552	\$ -	\$ 1,352	\$ 1,352
Total		\$ 593	\$ 148	\$ 53	\$ 13	\$ 3,260	\$ 815	\$ 2,210	\$ 552	\$ 6,116	\$ 1,528	\$ 7,644

Change		FY 2022		FY 2023		FY 2024		FY 2025		TOTAL		
Phase	Funding	Federal	State/Local	Federal	State/Local	Federal	State/Local	Federal	State/Local	Federal	State/Local	Total
PE	STBG	\$ -	\$ -	\$ (188)	\$ -	\$ (48)	\$ -	\$ -	\$ -	\$ (236)	\$ -	\$ (236)
	State	\$ -	\$ -	\$ -	\$ (47)	\$ -	\$ (12)	\$ -	\$ -	\$ -	\$ (59)	\$ (59)
RW	STBG	\$ -	\$ -	\$ -	\$ -	\$ -	\$ -	\$ -	\$ -	\$ -	\$ -	\$ -
	State	\$ -	\$ -	\$ -	\$ -	\$ -	\$ -	\$ -	\$ -	\$ -	\$ -	\$ -
UT	STBG	\$ -	\$ -	\$ -	\$ -	\$ -	\$ -	\$ -	\$ -	\$ -	\$ -	\$ -
	State	\$ -	\$ -	\$ -	\$ -	\$ -	\$ -	\$ -	\$ -	\$ -	\$ -	\$ -
CO	STBG	\$ -	\$ -	\$ -	\$ -	\$ 3,199	\$ -	\$ 2,210	\$ -	\$ 5,409	\$ -	\$ 5,409
	State	\$ -	\$ -	\$ -	\$ -	\$ -	\$ 800	\$ -	\$ 552	\$ -	\$ 1,352	\$ 1,352
Total		\$ -	\$ -	\$ (188)	\$ (47)	\$ 3,151	\$ 788	\$ 2,210	\$ 552	\$ 5,173	\$ 1,293	\$ 6,466

TOTAL PROJECT COST															
Prior Cost (≤ FY 2021)				STIP Cost (FY 2022-2025)				Balance to Complete (≥ FY 2026)				Total Project Cost			
Federal		State/Local		Federal		State/Local		Federal		State/Local		Federal		State/Local	
\$ 241		\$ 785		\$ 6,116		\$ 1,528		\$ 2,866		\$ 716		\$ 9,223		\$ 3,029	
\$ 1,026		Total		\$ 7,644		Total		\$ 3,582		Total		\$ 12,252			



TIP ID	T6651	Lead Agency	Maryland Department of Transportation - State Highway Administration	Project Type	Bridge - Replace
Project Name	I-95/I-495 MD 4 Bridges Replacement	County	Prince Georges	Total Cost	\$39,414,000
Project Limits		Municipality		Completion Date	2025
		Agency Project ID	IDPG0191		
Description	Replacement of I-95/I-495 bridges 1615905 and 1615906 over MD 4.				

Phase Source	Prior	FY2023	FY2024	FY2025	FY2026	Future	4 Year Total	Total
PE NHPP	-	\$410,000	\$337,000	-	-	-	\$747,000	\$747,000
PE DC/STATE	\$280,000	\$102,000	\$84,000	-	-	-	\$186,000	\$466,000
Total PE	\$280,000	\$512,000	\$421,000	-	-	-	\$933,000	\$1,213,000
CON TBD	-	-	-	-	-	\$17,147,000	-	\$17,147,000
CON NHPP	-	-	-	\$5,486,000	\$9,758,000	-	\$15,244,000	\$15,244,000
CON DC/STATE	-	-	-	\$1,371,000	\$2,439,000	-	\$3,810,000	\$3,810,000
Total CON	-	-	-	\$6,857,000	\$12,197,000	\$17,147,000	\$19,054,000	\$36,201,000
UT NHPP	-	-	\$1,200,000	\$400,000	-	-	\$1,600,000	\$1,600,000
UT DC/STATE	-	-	\$300,000	\$100,000	-	-	\$400,000	\$400,000
Total UT	-	-	\$1,500,000	\$500,000	-	-	\$2,000,000	\$2,000,000
Total Programmed	\$280,000	\$512,000	\$1,921,000	\$7,357,000	\$12,197,000	\$17,147,000	\$21,987,000	\$39,414,000



Version History

TIP Document	MPO Approval	FHWA Approval	FTA Approval
23-00 Adoption 2023-2026	06/15/2022	08/25/2022	08/25/2022
23-09.2 Amendment 2023-2026	01/18/2023	Pending	Pending

Current Change Reason

SCHEDULE / FUNDING / SCOPE - Cost change(s)

Funding Change(s):

Total project cost increased from \$36,175,000 to \$39,414,000

MARYLAND STATEWIDE TIP FY 2022-2025

MDOT STIP # TPB 6651 MC# 22-39 Approved 9/7/2022

SUMMARY TABLE

Project	Amendment Criteria	Conformity Status	Environmental Status	Current Funding Level (000s)		
				Federal	State/Local	Total
I-95/I-495 at MD 4 Bridges Replacement (PG0191)	B	Nonattainment	PCE anticipated (tbd)	\$ -	\$ 141	\$ 141
	Net Funding Change (000s)			Federal	State/Local	Total
Description				\$ 7,833	\$ 1,957	\$ 9,790
Justification				The existing structures, built in 1963, are nearing the end of their useful service life.		

INDIVIDUAL REQUEST FORM

STIP/TIP Amendment Criteria		Funding	FY 2022	FY 2023	FY 2024	FY 2025	Total	
<input type="checkbox"/> A) Adds new individual projects to the current STIP <input checked="" type="checkbox"/> B) Increase/decrease, scope change, advance, delay, or phase change <input type="checkbox"/> C) Removes or deletes individual listed project from the STIP <input type="checkbox"/> D) Other		Current (000s)	Total \$ 141	\$ -	\$ -	\$ -	\$ -	\$ 141
		Proposed (000s)	Total \$ 141	\$ 512	\$ 1,921	\$ 7,357	\$ 9,931	
		Change (000s)	Total \$ -	\$ 512	\$ 1,921	\$ 7,357	\$ 9,790	



PHASE DETAIL

Current		FY 2022		FY 2023		FY 2024		FY 2025		TOTAL		
Phase	Funding	Federal	State/Local	Federal	State/Local	Federal	State/Local	Federal	State/Local	Federal	State/Local	Total
PE	NHPP	\$ -	\$ -	\$ -	\$ -	\$ -	\$ -	\$ -	\$ -	\$ -	\$ -	\$ -
	State	\$ -	\$ 141	\$ -	\$ -	\$ -	\$ -	\$ -	\$ -	\$ -	\$ 141	\$ 141
RW	NHPP	\$ -	\$ -	\$ -	\$ -	\$ -	\$ -	\$ -	\$ -	\$ -	\$ -	\$ -
	State	\$ -	\$ -	\$ -	\$ -	\$ -	\$ -	\$ -	\$ -	\$ -	\$ -	\$ -
UT	NHPP	\$ -	\$ -	\$ -	\$ -	\$ -	\$ -	\$ -	\$ -	\$ -	\$ -	\$ -
	State	\$ -	\$ -	\$ -	\$ -	\$ -	\$ -	\$ -	\$ -	\$ -	\$ -	\$ -
CO	NHPP	\$ -	\$ -	\$ -	\$ -	\$ -	\$ -	\$ -	\$ -	\$ -	\$ -	\$ -
	State	\$ -	\$ -	\$ -	\$ -	\$ -	\$ -	\$ -	\$ -	\$ -	\$ -	\$ -
Total		\$ -	\$ 141	\$ -	\$ -	\$ -	\$ -	\$ -	\$ -	\$ -	\$ 141	\$ 141

Proposed		FY 2022		FY 2023		FY 2024		FY 2025		TOTAL		
Phase	Funding	Federal	State/Local	Federal	State/Local	Federal	State/Local	Federal	State/Local	Federal	State/Local	Total
PE	NHPP	\$ -	\$ -	\$ 410	\$ -	\$ 337	\$ -	\$ -	\$ -	\$ 747	\$ -	\$ 747
	State	\$ -	\$ 141	\$ -	\$ 102	\$ -	\$ 84	\$ -	\$ -	\$ -	\$ 327	\$ 327
RW	NHPP	\$ -	\$ -	\$ -	\$ -	\$ -	\$ -	\$ -	\$ -	\$ -	\$ -	\$ -
	State	\$ -	\$ -	\$ -	\$ -	\$ -	\$ -	\$ -	\$ -	\$ -	\$ -	\$ -
UT	NHPP	\$ -	\$ -	\$ -	\$ -	\$ 1,200	\$ -	\$ 400	\$ -	\$ 1,600	\$ -	\$ 1,600
	State	\$ -	\$ -	\$ -	\$ -	\$ -	\$ 300	\$ -	\$ 100	\$ -	\$ 400	\$ 400
CO	NHPP	\$ -	\$ -	\$ -	\$ -	\$ -	\$ -	\$ 5,486	\$ -	\$ 5,486	\$ -	\$ 5,486
	State	\$ -	\$ -	\$ -	\$ -	\$ -	\$ -	\$ -	\$ 1,371	\$ -	\$ 1,371	\$ 1,371
Total		\$ -	\$ 141	\$ 410	\$ 102	\$ 1,537	\$ 384	\$ 5,886	\$ 1,471	\$ 7,833	\$ 2,098	\$ 9,931

Change		FY 2022		FY 2023		FY 2024		FY 2025		TOTAL		
Phase	Funding	Federal	State/Local	Federal	State/Local	Federal	State/Local	Federal	State/Local	Federal	State/Local	Total
PE	NHPP	\$ -	\$ -	\$ 410	\$ -	\$ 337	\$ -	\$ -	\$ -	\$ 747	\$ -	\$ 747
	State	\$ -	\$ -	\$ -	\$ 102	\$ -	\$ 84	\$ -	\$ -	\$ -	\$ 186	\$ 186
RW	NHPP	\$ -	\$ -	\$ -	\$ -	\$ -	\$ -	\$ -	\$ -	\$ -	\$ -	\$ -
	State	\$ -	\$ -	\$ -	\$ -	\$ -	\$ -	\$ -	\$ -	\$ -	\$ -	\$ -
UT	NHPP	\$ -	\$ -	\$ -	\$ -	\$ 1,200	\$ -	\$ 400	\$ -	\$ 1,600	\$ -	\$ 1,600
	State	\$ -	\$ -	\$ -	\$ -	\$ -	\$ 300	\$ -	\$ 100	\$ -	\$ 400	\$ 400
CO	NHPP	\$ -	\$ -	\$ -	\$ -	\$ -	\$ -	\$ 5,486	\$ -	\$ 5,486	\$ -	\$ 5,486
	State	\$ -	\$ -	\$ -	\$ -	\$ -	\$ -	\$ -	\$ 1,371	\$ -	\$ 1,371	\$ 1,371
Total		\$ -	\$ -	\$ 410	\$ 102	\$ 1,537	\$ 384	\$ 5,886	\$ 1,471	\$ 7,833	\$ 1,957	\$ 9,790

TOTAL PROJECT COST

Prior Cost (≤ FY 2021)		STIP Cost (FY 2022-2025)		Balance to Complete (≥ FY 2026)		Total Project Cost	
Federal	State/Local	Federal	State/Local	Federal	State/Local	Federal	State/Local
\$ -	\$ 139	\$ -	\$ 2,098	\$ 7,833	\$ 23,476	\$ 8,105	\$ 31,309
Total	\$ 139	Total	\$ 2,098	Total	\$ 29,344	Total	\$ 39,414



<i>TIP ID</i>	T3085	<i>Lead Agency</i>	Maryland Department of Transportation - State Highway Administration	<i>Project Type</i>	Road - CMAQ
<i>Project Name</i>	Areawide Congestion Management	<i>County</i>	Charles, Frederick, Montgomery, Prince Georges	<i>Total Cost</i>	\$109,151,730
<i>Project Limits</i>		<i>Municipality</i>	City of Frederick, City of Rockville	<i>Completion Date</i>	
		<i>Agency Project ID</i>	AWCM		

Description Ongoing program to provide traffic control, management, and monitoring on MDOT SHA highways. These are non-capacity improvements that may include but are not limited to variable message signs, video for traffic management (CCTV), traffic management detectors, signal systemization and remote timing, permanent congestion monitoring systems employed by the CHART program, deployment of local jurisdiction intelligent transportation system (ITS) projects, and the development of park-and-ride facilities.

Phase	Source	FY2023	FY2024	FY2025	FY2026	4 Year Total	Total
PE	CMAQ	\$762,000	\$762,000	\$381,000	\$381,000	\$2,286,000	\$2,286,000
PE	NHPP	\$952,000	\$1,685,000	\$476,000	\$813,000	\$3,926,000	\$3,926,000
PE	DC/STATE	\$422,000	\$159,000	\$287,000	\$304,000	\$1,172,000	\$1,172,000
PE	STBG	\$6,664,000	\$6,664,000	\$4,831,000	\$4,831,000	\$22,990,000	\$22,990,000
	<i>Total PE</i>	\$8,800,000	\$9,270,000	\$5,975,000	\$6,329,000	\$30,374,000	\$30,374,000
ROW	CMAQ	\$66,320	\$85,680	\$171,360	\$171,360	\$494,720	\$494,720
ROW	NHPP	\$4,760	\$13,328	\$26,656	\$26,656	\$71,400	\$71,400
ROW	DC/STATE	\$15,400	\$6,000	\$12,000	\$12,000	\$45,400	\$45,400
ROW	STBG	\$9,250	\$19,992	\$39,984	\$39,984	\$109,210	\$109,210
	<i>Total ROW</i>	\$95,730	\$125,000	\$250,000	\$250,000	\$720,730	\$720,730
CON	CMAQ	\$762,000	\$762,000	\$2,666,000	\$1,904,000	\$6,094,000	\$6,094,000
CON	NHPP	\$12,919,000	\$6,704,000	\$4,510,400	\$4,504,800	\$28,638,200	\$28,638,200
CON	DC/STATE	\$3,463,000	\$1,910,000	\$1,378,600	\$1,349,200	\$8,100,800	\$8,100,800
CON	STBG	\$11,424,000	\$11,424,000	\$6,093,000	\$6,283,000	\$35,224,000	\$35,224,000
	<i>Total CON</i>	\$28,568,000	\$20,800,000	\$14,648,000	\$14,041,000	\$78,057,000	\$78,057,000
	<i>Total Programmed</i>	\$37,463,730	\$30,195,000	\$20,873,000	\$20,620,000	\$109,151,730	\$109,151,730

*Not Location Specific

Version History

<i>TIP Document</i>	<i>MPO Approval</i>	<i>FHWA Approval</i>	<i>FTA Approval</i>
23-00 Adoption 2023-2026	06/15/2022	08/25/2022	08/25/2022
23-09.2 Amendment 2023-2026	01/18/2023	Pending	Pending

Current Change Reason

SCHEDULE / FUNDING / SCOPE - Cost change(s)

Funding Change(s):
 Total project cost increased from \$80,423,730 to \$109,151,730


MARYLAND STATEWIDE TIP FY 2022-2025

MDOT STIP # TPB 3085 MC# 22-39 Appvd. 9/7/2022

SUMMARY TABLE

Project	Amendment Criteria	Conformity Status	Environmental Status	Current Funding Level (000s)		
				Federal	State/Local	Total
Congestion Management Areawide Project (AWCM)	B	Exempt	n/a	\$ 61,449	\$ 2,796	\$ 64,245
	Administration			Net Funding Change (000s)		
	MDOT SHA	TPB	A-14	\$ 19,430	\$ 4,857	\$ 24,287
Description	This is an ongoing program to provide traffic control, management, and monitoring on State highways. These improvements may include but are not limited to the employment of variable message signs, video for traffic management (CCTV), traffic management detectors, signal systemization and remote timing, permanent congestion monitoring systems employed by the CHART program, deployment of local jurisdiction intelligent transportation system (ITS) projects, and the development of park-and-ride facilities.					
Justification	Areawide project funding flows by major federal funding program included in the FY2023-2026 TPB TIP are determined based on historical funding trending and an estimate of planned projects within TPB MPO boundaries. Projects funded for other through this areawide project with NHPP funding have exceeded MDOT SHA estimates. Increased funding is necessary to accommodate more federally committed projects within the MPO in this areawide project.					

INDIVIDUAL REQUEST FORM

STIP/TIP Amendment Criteria		Funding	FY 2023	FY 2024	FY 2025	FY 2026	Total
<input type="checkbox"/>	A) Adds new individual projects to the current STIP	Current (000s)	Total \$ -	\$ 23,625	\$ 24,195	\$ 16,425	\$ 64,245
<input checked="" type="checkbox"/>	B) Increase/decrease, scope change, advance, delay, or phase change	Federal	\$ 22,492	\$ 23,320	\$ 15,637	\$ 61,449	
<input type="checkbox"/>	C) Removes or deletes individual listed project from the STIP	State/Local	\$ -	\$ 1,133	\$ 875	\$ 2,796	
<input type="checkbox"/>	D) Other [Administrative modification to add and shift federal/state construction funding]	Proposed (000s)	Total \$ -	\$ 37,464	\$ 30,195	\$ 20,873	\$ 88,532
		Federal	\$ -	\$ 33,564	\$ 28,120	\$ 19,195	\$ 80,879
		State/Local	\$ -	\$ 3,900	\$ 2,075	\$ 1,678	\$ 7,653
		Change (000s)	Total \$ -	\$ 13,839	\$ 6,000	\$ 4,448	\$ 24,287
		Federal	\$ -	\$ 11,072	\$ 4,800	\$ 3,558	\$ 19,430
		State/Local	\$ -	\$ 2,767	\$ 1,200	\$ 890	\$ 4,857

PHASE DETAIL

Current		FY 2022		FY 2023		FY 2024		FY 2025		TOTAL		
Phase	Funding	Federal	State/Local	Federal	State/Local	Federal	State/Local	Federal	State/Local	Federal	State/Local	Total
PE	CMAQ	\$ -	\$ -	\$ 762	\$ -	\$ 762	\$ -	\$ 381	\$ -	\$ 1,905	\$ -	\$ 1,905
	NHPP	\$ -	\$ -	\$ 952	\$ -	\$ 1,685	\$ -	\$ 476	\$ -	\$ 3,113	\$ -	\$ 3,113
	STBG	\$ -	\$ -	\$ 6,664	\$ -	\$ 6,664	\$ -	\$ 4,831	\$ -	\$ 18,159	\$ -	\$ 18,159
	State	\$ -	\$ -	\$ -	\$ 422	\$ -	\$ 159	\$ -	\$ 287	\$ -	\$ 868	\$ 868
RW	CMAQ	\$ -	\$ -	\$ 10	\$ -	\$ 86	\$ -	\$ 171	\$ -	\$ 267	\$ -	\$ 267
	NHPP	\$ -	\$ -	\$ 5	\$ -	\$ 13	\$ -	\$ 27	\$ -	\$ 45	\$ -	\$ 45
	STBG	\$ -	\$ -	\$ 9	\$ -	\$ 20	\$ -	\$ 40	\$ -	\$ 69	\$ -	\$ 69
	State	\$ -	\$ -	\$ -	\$ 1	\$ -	\$ 6	\$ -	\$ 12	\$ -	\$ 19	\$ 19
CO	CMAQ	\$ -	\$ -	\$ 762	\$ -	\$ 762	\$ -	\$ 2,666	\$ -	\$ 4,190	\$ -	\$ 4,190
	NHPP	\$ -	\$ -	\$ 1,904	\$ -	\$ 1,904	\$ -	\$ 952	\$ -	\$ 4,760	\$ -	\$ 4,760
	STBG	\$ -	\$ -	\$ 11,424	\$ -	\$ 11,424	\$ -	\$ 6,093	\$ -	\$ 28,941	\$ -	\$ 28,941
	State	\$ -	\$ -	\$ -	\$ 710	\$ -	\$ 710	\$ -	\$ 489	\$ -	\$ 1,909	\$ 1,909
Total		\$ -	\$ -	\$ 22,492	\$ 1,133	\$ 23,320	\$ 875	\$ 15,637	\$ 788	\$ 61,449	\$ 2,796	\$ 64,245

Proposed		FY 2022		FY 2023		FY 2024		FY 2025		TOTAL		
Phase	Funding	Federal	State/Local	Federal	State/Local	Federal	State/Local	Federal	State/Local	Federal	State/Local	Total
PE	CMAQ	\$ -	\$ -	\$ 762	\$ -	\$ 762	\$ -	\$ 381	\$ -	\$ 1,905	\$ -	\$ 1,905
	NHPP	\$ -	\$ -	\$ 952	\$ -	\$ 1,685	\$ -	\$ 476	\$ -	\$ 3,113	\$ -	\$ 3,113
	STBG	\$ -	\$ -	\$ 6,664	\$ -	\$ 6,664	\$ -	\$ 4,831	\$ -	\$ 18,159	\$ -	\$ 18,159
	State	\$ -	\$ -	\$ -	\$ 422	\$ -	\$ 159	\$ -	\$ 287	\$ -	\$ 868	\$ 868
RW	CMAQ	\$ -	\$ -	\$ 67	\$ -	\$ 86	\$ -	\$ 171	\$ -	\$ 324	\$ -	\$ 324
	NHPP	\$ -	\$ -	\$ 5	\$ -	\$ 13	\$ -	\$ 27	\$ -	\$ 45	\$ -	\$ 45
	STBG	\$ -	\$ -	\$ 9	\$ -	\$ 20	\$ -	\$ 40	\$ -	\$ 69	\$ -	\$ 69
	State	\$ -	\$ -	\$ -	\$ 15	\$ -	\$ 6	\$ -	\$ 12	\$ -	\$ 33	\$ 33
CO	CMAQ	\$ -	\$ -	\$ 762	\$ -	\$ 762	\$ -	\$ 2,666	\$ -	\$ 4,190	\$ -	\$ 4,190
	NHPP	\$ -	\$ -	\$ 12,919	\$ -	\$ 6,704	\$ -	\$ 4,510	\$ -	\$ 24,133	\$ -	\$ 24,133
	STBG	\$ -	\$ -	\$ 11,424	\$ -	\$ 11,424	\$ -	\$ 6,093	\$ -	\$ 28,941	\$ -	\$ 28,941
	State	\$ -	\$ -	\$ -	\$ 3,463	\$ -	\$ 1,910	\$ -	\$ 1,379	\$ -	\$ 6,752	\$ 6,752
Total		\$ -	\$ -	\$ 33,564	\$ 3,900	\$ 28,120	\$ 2,075	\$ 19,195	\$ 1,678	\$ 80,879	\$ 7,653	\$ 88,532

MARYLAND STATEWIDE TIP FY 2022-2025

MDOT STIP # TPB 3085 MC# 22-39 Appvd. 9/7/2022

Change		FY 2022		FY 2023		FY 2024		FY 2025		TOTAL		
Phase	Funding	Federal	State/Local	Federal	State/Local	Federal	State/Local	Federal	State/Local	Federal	State/Local	Total
PE	CMAQ	\$ -	\$ -	\$ -	\$ -	\$ -	\$ -	\$ -	\$ -	\$ -	\$ -	\$ -
	NHPP	\$ -	\$ -	\$ -	\$ -	\$ -	\$ -	\$ -	\$ -	\$ -	\$ -	\$ -
	STBG	\$ -	\$ -	\$ -	\$ -	\$ -	\$ -	\$ -	\$ -	\$ -	\$ -	\$ -
	State	\$ -	\$ -	\$ -	\$ -	\$ -	\$ -	\$ -	\$ -	\$ -	\$ -	\$ -
RW	CMAQ	\$ -	\$ -	\$ 57	\$ -	\$ -	\$ -	\$ -	\$ -	\$ 57	\$ -	\$ 57
	NHPP	\$ -	\$ -	\$ -	\$ -	\$ -	\$ -	\$ -	\$ -	\$ -	\$ -	\$ -
	STBG	\$ -	\$ -	\$ -	\$ -	\$ -	\$ -	\$ -	\$ -	\$ -	\$ -	\$ -
	State	\$ -	\$ -	\$ -	\$ 14	\$ -	\$ -	\$ -	\$ -	\$ -	\$ 14	\$ 14
CO	CMAQ	\$ -	\$ -	\$ -	\$ -	\$ -	\$ -	\$ -	\$ -	\$ -	\$ -	\$ -
	NHPP	\$ -	\$ -	\$ 11,015	\$ -	\$ 4,800	\$ -	\$ 3,558	\$ -	\$ 19,373	\$ -	\$ 19,373
	STBG	\$ -	\$ -	\$ -	\$ -	\$ -	\$ -	\$ -	\$ -	\$ -	\$ -	\$ -
	State	\$ -	\$ -	\$ -	\$ 2,753	\$ -	\$ 1,200	\$ -	\$ 890	\$ -	\$ 4,843	\$ 4,843
Total		\$ -	\$ -	\$ 11,072	\$ 2,767	\$ 4,800	\$ 1,200	\$ 3,558	\$ 890	\$ 19,430	\$ 4,857	\$ 24,287
TOTAL PROJECT COST												
Prior Cost (≤ FY 2021)			STIP Cost (FY 2022-2025)				Balance to Complete (≥ FY 2026)				Total Project Cost	
Federal			Federal				Federal				Federal	
\$ -			\$ 80,879				\$ 18,955				\$ 99,834	
State/Local			State/Local				State/Local				State/Local	
\$ -			\$ 7,653				\$ 1,665				\$ 9,318	
Total			Total				Total				Total	
\$ -			\$ 88,532				\$ 20,620				\$ 109,152	



TIP ID	T11618	Lead Agency	Maryland Department of Transportation - State Highway Administration	Project Type	Road - HOV/Managed Lanes
Project Name	I95/I-495 Southside Express Lanes Study	County	Prince Georges	Total Cost	\$260,000
Project Limits	Woodrow Wilson Bridge to MD 210	Municipality		Completion Date	2024
		Agency Project ID			

Description Maryland Department of Transportation State Highway Administration (MDOT SHA) is providing coordination and technical assistance to the Virginia Department of Transportation's (VDOT) for the Maryland portion of the study corridor of the VDOT I-95/I-495 Southside Express Lanes Study, which is the study of options to extend I-95/I-495 ETLs 11 miles from I-95/I-395 in Springfield, Virginia across the Woodrow Wilson Bridge, to MD 210 in Prince George's County, Maryland. The Maryland segment of the study corridor extends along I-95/I-495 from the Woodrow Wilson Bridge to MD 210.

Phase	Source	Prior	FY2023	FY2024	FY2025	FY2026	Future	4 Year Total	Total
PLANNING	NHPP	\$34,000	\$104,000	\$70,000	-	-	-	\$174,000	\$208,000
PLANNING	DC/STATE	\$9,000	\$26,000	\$17,000	-	-	-	\$43,000	\$52,000
	Total PLANNING	\$43,000	\$130,000	\$87,000	-	-	-	\$217,000	\$260,000
	Total Programmed	\$43,000	\$130,000	\$87,000	-	-	-	\$217,000	\$260,000



Version History

<u>TIP Document</u>	<u>MPO Approval</u>	<u>FHWA Approval</u>	<u>FTA Approval</u>
23-09.2 Amendment 2023-2026	01/18/2023	Pending	Pending

Current Change Reason

SCHEDULE / FUNDING / SCOPE - New project

MARYLAND STATEWIDE TIP FY 2022-2025

MDOT STIP # TPB 11618 MC# 22-39 Approved 9/7/2022

SUMMARY TABLE

Project I95/I-495 Southside Express Lanes Study (PGA231)	Amendment Criteria	Conformity Status	Environmental Status	Current Funding Level (000s)		
	B	Nonattainment	EA Anticipated 2023	Federal	State/Local	Total
				\$ 34	\$ 9	\$ 43
	Administration	Area/MPO	CTP Page	Net Funding Change (000s)		
	MDOT SHA	TPB	N/A	Federal	State/Local	Total
				\$ 174	\$ 43	\$ 217
Description	Replacement of MD 717 bridge 16109 over Western Branch					
Justification	The existing structure is nearing the end of its useful service life. The project will reduce the frequency of flooding in this area and provide improved pedestrian facilities.					

INDIVIDUAL REQUEST FORM

STIP/TIP Amendment Criteria		Funding	FY 2022	FY 2023	FY 2024	FY 2025	Total
<input type="checkbox"/> A) Adds new individual projects to the current STIP	Current (000s)	Total	\$ 43	\$ -	\$ -	\$ -	\$ 43
<input checked="" type="checkbox"/> B) Increase/decrease, scope change, advance, delay, or phase change		Federal	\$ 34	\$ -	\$ -	\$ -	\$ 34
<input type="checkbox"/> C) Removes or deletes individual listed project from the STIP	Proposed (000s)	State/Local	\$ 9	\$ -	\$ -	\$ -	\$ 9
<input type="checkbox"/> D) Other		Total	\$ 43	\$ 130	\$ 87	\$ -	\$ 260
		Federal	\$ 34	\$ 104	\$ 70	\$ -	\$ 208
		State/Local	\$ 9	\$ 26	\$ 17	\$ -	\$ 52
		Total	\$ -	\$ 130	\$ 87	\$ -	\$ 217
		Federal	\$ -	\$ 104	\$ 70	\$ -	\$ 174
		State/Local	\$ -	\$ 26	\$ 17	\$ -	\$ 43



PHASE DETAIL

Current		FY 2022		FY 2023		FY 2024		FY 2025		TOTAL		
Phase	Funding	Federal	State/Local	Federal	State/Local	Federal	State/Local	Federal	State/Local	Federal	State/Local	Total
PE	STBG	\$ 34	\$ -	\$ -	\$ -	\$ -	\$ -	\$ -	\$ -	\$ 34	\$ -	\$ 34
	State	\$ -	\$ 9	\$ -	\$ -	\$ -	\$ -	\$ -	\$ -	\$ -	\$ 9	\$ 9
RW	STBG	\$ -	\$ -	\$ -	\$ -	\$ -	\$ -	\$ -	\$ -	\$ -	\$ -	\$ -
	State	\$ -	\$ -	\$ -	\$ -	\$ -	\$ -	\$ -	\$ -	\$ -	\$ -	\$ -
UT	STBG	\$ -	\$ -	\$ -	\$ -	\$ -	\$ -	\$ -	\$ -	\$ -	\$ -	\$ -
	State	\$ -	\$ -	\$ -	\$ -	\$ -	\$ -	\$ -	\$ -	\$ -	\$ -	\$ -
CO	STBG	\$ -	\$ -	\$ -	\$ -	\$ -	\$ -	\$ -	\$ -	\$ -	\$ -	\$ -
	State	\$ -	\$ -	\$ -	\$ -	\$ -	\$ -	\$ -	\$ -	\$ -	\$ -	\$ -
Total		\$ 34	\$ 9	\$ -	\$ -	\$ -	\$ -	\$ -	\$ -	\$ 34	\$ 9	\$ 43

Proposed		FY 2022		FY 2023		FY 2024		FY 2025		TOTAL		
Phase	Funding	Federal	State/Local	Federal	State/Local	Federal	State/Local	Federal	State/Local	Federal	State/Local	Total
PE	STBG	\$ 34	\$ -	\$ 104	\$ -	\$ 70	\$ -	\$ -	\$ -	\$ 208	\$ -	\$ 208
	State	\$ -	\$ 9	\$ -	\$ 26	\$ -	\$ 17	\$ -	\$ -	\$ -	\$ 52	\$ 52
RW	STBG	\$ -	\$ -	\$ -	\$ -	\$ -	\$ -	\$ -	\$ -	\$ -	\$ -	\$ -
	State	\$ -	\$ -	\$ -	\$ -	\$ -	\$ -	\$ -	\$ -	\$ -	\$ -	\$ -
UT	STBG	\$ -	\$ -	\$ -	\$ -	\$ -	\$ -	\$ -	\$ -	\$ -	\$ -	\$ -
	State	\$ -	\$ -	\$ -	\$ -	\$ -	\$ -	\$ -	\$ -	\$ -	\$ -	\$ -
CO	STBG	\$ -	\$ -	\$ -	\$ -	\$ -	\$ -	\$ -	\$ -	\$ -	\$ -	\$ -
	State	\$ -	\$ -	\$ -	\$ -	\$ -	\$ -	\$ -	\$ -	\$ -	\$ -	\$ -
Total		\$ 34	\$ 9	\$ 104	\$ 26	\$ 70	\$ 17	\$ -	\$ -	\$ 208	\$ 52	\$ 260

Change		FY 2022		FY 2023		FY 2024		FY 2025		TOTAL		
Phase	Funding	Federal	State/Local	Federal	State/Local	Federal	State/Local	Federal	State/Local	Federal	State/Local	Total
PE	STBG	\$ -	\$ -	\$ 104	\$ -	\$ 70	\$ -	\$ -	\$ -	\$ 174	\$ -	\$ 174
	State	\$ -	\$ -	\$ -	\$ 26	\$ -	\$ 17	\$ -	\$ -	\$ -	\$ 43	\$ 43
RW	STBG	\$ -	\$ -	\$ -	\$ -	\$ -	\$ -	\$ -	\$ -	\$ -	\$ -	\$ -
	State	\$ -	\$ -	\$ -	\$ -	\$ -	\$ -	\$ -	\$ -	\$ -	\$ -	\$ -
UT	STBG	\$ -	\$ -	\$ -	\$ -	\$ -	\$ -	\$ -	\$ -	\$ -	\$ -	\$ -
	State	\$ -	\$ -	\$ -	\$ -	\$ -	\$ -	\$ -	\$ -	\$ -	\$ -	\$ -
CO	STBG	\$ -	\$ -	\$ -	\$ -	\$ -	\$ -	\$ -	\$ -	\$ -	\$ -	\$ -
	State	\$ -	\$ -	\$ -	\$ -	\$ -	\$ -	\$ -	\$ -	\$ -	\$ -	\$ -
Total		\$ -	\$ -	\$ 104	\$ 26	\$ 70	\$ 17	\$ -	\$ -	\$ 174	\$ 43	\$ 217

TOTAL PROJECT COST

Prior Cost (≤ FY 2021)		STIP Cost (FY 2022-2025)		Balance to Complete (≥ FY 2026)		Total Project Cost	
		Federal	State/Local	Federal	State/Local	Federal	State/Local
Federal	\$ -	\$ -	\$ 208	\$ -	\$ -	\$ -	\$ 208
State/Local	\$ -	\$ -	\$ 52	\$ -	\$ -	\$ -	\$ 52
Total	\$ -	\$ -	\$ 260	\$ -	\$ -	\$ -	\$ 260

December 16, 2022

The Honorable Pamela Sebesky
 Chairman
 National Capital Region Transportation Planning Board
 Metropolitan Washington Council of Governments
 777 North Capitol Street, NE, Suite 300
 Washington DC 20002

Dear Chairman Sebesky:

The Maryland Department of Transportation (MDOT) requests the following amendment to the Maryland portion of the National Capital Region Transportation Planning Board's (TPB) Fiscal Year (FY) 2023-2026 Transportation Improvement Program (TIP) for three existing and one new MDOT State Highway Administration (SHA) project as described below and in the attached memo.

This action reflects MDOT SHA's updated programmed expenditures and project schedule from FY 2023 to FY 2026 for the projects below. As these projects are either already included in or do not affect the Air Quality Conformity Determination for Visualize 2045, this additional funding will not affect the determination.

TIP ID	Project	Amount of New Funding (In 000s)	Comment
3085	Areawide Congestion Management	\$28,728	Add new funds for preliminary engineering, construction, and utilities.
6651	I-95/I-495 at MD 4 Bridges Replacement	\$21,987	Add new funds and reallocate previously designated funds for preliminary engineering, construction, and utilities.
6654	MD 717 Western Branch Bridge Replacement	\$10,048	Add new funds for preliminary engineering and construction.
11618	I-95/I-495 Southside Express Lanes Study	\$217	Adds new project and funds for planning.

MDOT requests that this amendment be approved by the TPB Steering Committee at its January 6, 2023 meeting.

The Honorable Pamela Sebesky
Page Two

The revised funding status will not impact scheduling or funding availability for other projects in the current TIP, which continues to be fiscally constrained. The cost does not affect the portion of the federal funding which was programmed for transit, or any allocations of state aid in lieu of federal aid to local jurisdictions.

We appreciate your cooperation in this matter. Should you have additional questions or concerns, please contact Ms. Kari Snyder, MDOT Office of Planning and Capital Programming (OPCP) Regional Planner at 410-865-1305, toll free 888-713-1414 or via e-mail at ksnyder3@modt.maryland.gov. Ms. Snyder will be happy to assist you. Of course, please feel free to contact me directly.

Sincerely,

A handwritten signature in blue ink that reads "Tyson Byrne". The signature is fluid and cursive, with the first name "Tyson" and last name "Byrne" clearly legible.

Tyson Byrne
Regional Planning Manager
Office of Planning and Capital Programming


Attachment

cc: Ms. Kari Snyder, Regional Planner, OPCP, MDOT

MEMORANDUM

TO: OPCP DIRECTOR HEATHER MURPHY

ATTN: OPCP REGIONAL PLANNING MANAGER TYSON BYRNE
OPCP REGIONAL PLANNER KARI SNYDER

FROM: OPPE DEPUTY DIRECTOR ERIC BECKETT  For Eric Beckett

SUBJECT: REQUEST TO AMEND THE FY 2023-2026 NATIONAL CAPITAL
TRANSPORTATION PLANNING BOARD (TPB) TRANSPORTATION
IMPROVEMENT PROGRAM (TIP)

DATE: DECEMBER 15, 2022

**RESPONSE
REQUESTED BY:** N/A

PURPOSE OF MEMORANDUM

To request the MDOT Office of Planning and Capital Programming approve and forward to TPB for its approval the following TIP amendments.

SUMMARY

The MDOT State Highway Administration (MDOT SHA) hereby requests amendment of the FY 2023-2026 TPB TIP to reflect the following actions.

TIP	PROJECT	PHASE	NEW FUNDING
3085	Areawide Congestion Management	RW	\$71,000
		CO	\$28,657,000
6651	I-95/I-495 at MD 4 Bridges Replacement	ENG	\$933,000
		UT	\$2,000,000
		CO	\$19,054,000
6654	MD 717 Western Branch Bridge Replacement	ENG	(\$295,000)
		CO	\$10,343,000
11618	I-95/I-495 Southside Express Lanes Study	PP	\$217,000

ANALYSIS

Areawide Congestion Management (TPB 3085) – This requested amendment reflects the addition of \$71,000 in FY 2023-2026 TPB TIP right-of-way funding for TPB 3085. This amendment also reflects the addition of \$28,657,000 in funds for construction . The MDOT SHA requests this amendment in order that the FY 2023-2026 TPB TIP reflects MDOT SHA’s updated programmed project expenditures and project schedule in FY 2023-2026. The project’s total cost, as documented in the

FY 2023-2026 TPB TIP, is increasing from \$80,423,730 to \$109,151,730.

I-95/I-495 at MD 4 Bridges Replacement (TPB 6651) – This requested amendment reflects the addition of \$933,000 in FY 2023-2026 TPB TIP preliminary engineering funding for TPB 6651. This amendment also reflects the addition of \$2,000,000 in funds for utilities and the addition of \$19,054,000 in funds for construction. The MDOT SHA requests this amendment in order that the FY 2023-2026 TPB TIP reflects MDOT SHA’s updated programmed project expenditures and project schedule in FY 2023-2026. The project’s total cost, as documented in the FY 2023-2026 TPB TIP, is increasing from \$36,175,000 to \$39,414,000, including funding programmed in years prior to and beyond the FY 2023-2026 TPB TIP.

MD 717 Western Branch Bridge Replacement (TPB 6654) – This requested amendment reflects the reduction of \$295,000 in FY 2023-2026 TPB TIP preliminary engineering funding for TPB 6654. This amendment also reflects the addition of \$10,343,000 in funds for construction. The MDOT SHA requests this amendment in order that the FY 2023-2026 TPB TIP reflects MDOT SHA’s updated programmed project expenditures and project schedule in FY 2023-2026. The project’s total cost, as documented in the FY 2023-2026 TPB TIP, is increasing from \$5,764,000 to \$12,252,000, including funding programmed in years prior to the FY 2023-2026 TPB TIP.

I-95/I-495 Southside Express Lanes Study (TPB 11618) – This requested amendment reflects the addition of a new project to the FY 2023-2026 TPB TIP and adds \$217,000 to the FY 2023-2026 TPB TIP planning funding for TPB 11618. This amendment ensures the FY 2023-2026 TPB TIP reflects MDOT SHA updated programmed funds and project schedule in FY 2023-2026. Funds will be used for the Maryland Department of Transportation State Highway Administration’s (MDOT SHA) provision of coordination and technical assistance to the Virginia Department of Transportation (VDOT) for the Maryland portion of the study corridor of the VDOT I-95/I-495 Southside Express Lanes Study, which extends along I-95/I-495 from the Woodrow Wilson Bridge to MD 210 in Prince George’s County, Maryland. The total cost is \$260,000, which includes \$43,000 that was expended in FY 2022, prior to the FY 2023-2026 TPB TIP years.

In addition, the Maryland Transportation Trust Fund (TTF) remains fiscally constrained. The TTF supports State transportation system operation and maintenance, MDOT administration, debt service, and capital projects. Semiannually, MDOT updates revenues and expenditures using two national forecasting companies’ latest economic estimates. The MDOT published funding details in the draft FY 2023-2028 Consolidated Transportation Program (<https://www.mdot.maryland.gov/tso/pages/Index.aspx?PageId=27>) and FY 2022-2025 Maryland STIP (<https://mdot.maryland.gov/tso/pages/Index.aspx?PageId=117>).

Please amend the FY 2023-2026 TPB TIP and FY 2022-2025 Maryland STIP to reflect the funding information provided in the attachments. If you have any questions, please contact Mr. David Rodgers, MDOT SHA Office of Planning and Preliminary Engineering (OPPE) Regional and Intermodal Planning Division (RIPD) Regional Planner, at 410-545-5670 or via email at drodgers1@mdot.maryland.gov.

ATTACHMENTS

- FY 2023-2026 TPB TIP project 3085 report
- FY 2022-2025 Maryland STIP project TPB 3085 report
- FY 2023-2026 TPB TIP project 6651 report
- FY 2022-2025 Maryland STIP project TPB 6651 report
- FY 2023-2026 TPB TIP project 6654 report
- FY 2022-2025 Maryland STIP project TPB 6654 report

Ms. Heather Murphy
Page Three

- FY 2023-2026 TPB TIP project 11618 report
- FY 2022-2025 Maryland STIP project TPB 11618 report

cc: Mr. Matt Baker, Chief, RIPD, OPPE, MDOT SHA
Derek Gunn, P.E., Acting District Engineer, District 3, MDOT SHA
Ms. Carmeletta Harris, Project Manager, Project Management Division, OPPE, MDOT SHA
Barrett Kiedrowski, P.E., Chief, Project Management Division, OPPE, MDOT SHA
Jill Lemke, Assistant Chief, RIPD, OPPE, MDOT SHA
John Narer, P.E., Senior Team Leader, Office of Structures, MDOT SHA
Kelly Nash, P.E., Deputy Director, Office of Structures, MDOT SHA
Jason Pollack, P.E., Team Leader, Office of Structures, MDOT SHA
Mr. David Rodgers, Regional Planner, RIPD, OPPE, MDOT SHA
Ms. Thomasina Saxon, Administrative Assistant Executive, RIPD, OPPE, MDOT SHA
Rod Thornton, P.E., Acting Director, Office of Structures, MDOT SHA



National Capital Region Transportation Planning Board
 FY 2023-2026 Transportation Improvement Program
 Maryland Department of Transportation - State Highway Administration
 ALL 23TIP TIP ACTIONS

TIP ID	T3085	Lead Agency	Maryland Department of Transportation - State Highway Administration	Project Type	Road - CMAQ
Project Name	Areawide Congestion Management	County	Charles, Frederick, Montgomery, Prince Georges	Total Cost	\$109,151,730
Project Limits		Municipality	City of Frederick, City of Rockville	Completion Date	
		Agency Project ID	AWCM		

Description Ongoing program to provide traffic control, management, and monitoring on MDOT SHA highways. These are non-capacity improvements that may include but are not limited to variable message signs, video for traffic management (CCTV), traffic management detectors, signal systemization and remote timing, permanent congestion monitoring systems employed by the CHART program, deployment of local jurisdiction intelligent transportation system (ITS) projects, and the development of park-and-ride facilities.

Phase	Source	FY2023	FY2024	FY2025	FY2026	4 Year Total	Total	*Not Location Specific
PE	CMAQ	\$762,000	\$762,000	\$381,000	\$381,000	\$2,286,000	\$2,286,000	
PE	NHPP	\$952,000	\$1,685,000	\$476,000	\$813,000	\$3,926,000	\$3,926,000	
PE	DC/STATE	\$422,000	\$159,000	\$287,000	\$304,000	\$1,172,000	\$1,172,000	
PE	STBG	\$6,664,000	\$6,664,000	\$4,831,000	\$4,831,000	\$22,990,000	\$22,990,000	
	Total PE	\$8,800,000	\$9,270,000	\$5,975,000	\$6,329,000	\$30,374,000	\$30,374,000	
ROW	CMAQ	\$66,320	\$85,680	\$171,360	\$171,360	\$494,720	\$494,720	
ROW	NHPP	\$4,760	\$13,328	\$26,656	\$26,656	\$71,400	\$71,400	
ROW	DC/STATE	\$15,400	\$6,000	\$12,000	\$12,000	\$45,400	\$45,400	
ROW	STBG	\$9,250	\$19,992	\$39,984	\$39,984	\$109,210	\$109,210	
	Total ROW	\$95,730	\$125,000	\$250,000	\$250,000	\$720,730	\$720,730	
CON	CMAQ	\$762,000	\$762,000	\$2,666,000	\$1,904,000	\$6,094,000	\$6,094,000	
CON	NHPP	\$12,919,000	\$6,704,000	\$4,510,400	\$4,504,800	\$28,638,200	\$28,638,200	
CON	DC/STATE	\$3,463,000	\$1,910,000	\$1,378,600	\$1,349,200	\$8,100,800	\$8,100,800	
CON	STBG	\$11,424,000	\$11,424,000	\$6,093,000	\$6,283,000	\$35,224,000	\$35,224,000	
	Total CON	\$28,568,000	\$20,800,000	\$14,648,000	\$14,041,000	\$78,057,000	\$78,057,000	
	Total Programmed	\$37,463,730	\$30,195,000	\$20,873,000	\$20,620,000	\$109,151,730	\$109,151,730	

Version History

TIP Document		MPO Approval	FHWA Approval	FTA Approval
23-00	Adoption 2023-2026	06/15/2022	08/25/2022	08/25/2022
23-09.2	Amendment 2023-2026	Pending	Pending	N/A

Current Change Reason

SCHEDULE / FUNDING / SCOPE - Cost change(s)

Funding Change(s):

Total project cost increased from \$80,423,730 to \$109,151,730



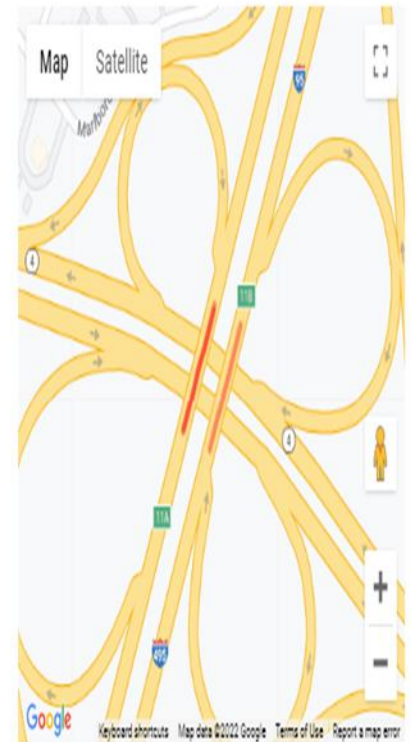
National Capital Region Transportation Planning Board
 FY 2023-2026 Transportation Improvement Program
 Maryland Department of Transportation - State Highway Administration
 ALL 23TIP TIP ACTIONS

TIP ID T6651
Project Name I-95/I-495 MD 4 Bridges Replacement
Project Limits
Description Replacement of I-95/I-495 bridges 1615905 and 1615906 over MD 4.

Lead Agency Maryland Department of Transportation - State Highway Administration
County Prince Georges
Municipality
Agency Project ID PG0191

Project Type Bridge - Replace
Total Cost \$39,414,000
Completion Date 2025

Phase	Source	Prior	FY2023	FY2024	FY2025	FY2026	Future	4 Year Total	Total
PE	NHPP	-	\$410,000	\$337,000	-	-	-	\$747,000	\$747,000
PE	DC/STATE	\$280,000	\$102,000	\$84,000	-	-	-	\$186,000	\$466,000
Total PE		\$280,000	\$512,000	\$421,000	-	-	-	\$933,000	\$1,213,000
CON	NHPP	-	-	-	\$5,486,000	\$9,758,000	\$13,718,000	\$15,244,000	\$28,962,000
CON	DC/STATE	-	-	-	\$1,371,000	\$2,439,000	\$3,429,000	\$3,810,000	\$7,239,000
Total CON		-	-	-	\$6,857,000	\$12,197,000	\$17,147,000	\$19,054,000	\$36,201,000
UT	NHPP	-	-	\$1,200,000	\$400,000	-	-	\$1,600,000	\$1,600,000
UT	DC/STATE	-	-	\$300,000	\$100,000	-	-	\$400,000	\$400,000
Total UT		-	-	\$1,500,000	\$500,000	-	-	\$2,000,000	\$2,000,000
Total Programmed		\$280,000	\$512,000	\$1,921,000	\$7,357,000	\$12,197,000	\$17,147,000	\$21,987,000	\$39,414,000



Version History

TIP Document	MPO Approval	FHWA Approval	FTA Approval
23-00	Adoption 2023-2026	06/15/2022	08/25/2022
23-09.2	Amendment 2023-2026	Pending	Pending
			N/A

Current Change Reason

SCHEDULE / FUNDING / SCOPE - Cost change(s)

Funding Change(s):
 Total project cost increased from \$36,175,000 to \$39,414,000



National Capital Region Transportation Planning Board
 FY 2023-2026 Transportation Improvement Program
 Maryland Department of Transportation - State Highway Administration
 ALL 23TIP TIP ACTIONS

TIP ID T6654
Project Name MD 717 Western Branch Bridge Replacement
Project Limits
Description Replacement of MD 717 bridge 16109 over Western Branch.

Lead Agency Maryland Department of Transportation - State Highway Administration
County Prince Georges
Municipality Upper Marlboro
Agency Project ID PG7201

Project Type Bridge - Replace
Total Cost \$12,252,000
Completion Date 2030

Phase	Source	Prior	FY2023	FY2024	FY2025	FY2026	Future	4 Year Total	Total
PE	DC/STATE	\$933,000	\$13,000	\$15,000	-	-	-	\$28,000	\$961,000
PE	STBG	\$834,000	\$53,000	\$61,000	-	-	-	\$114,000	\$948,000
Total PE		\$1,767,000	\$66,000	\$76,000	-	-	-	\$142,000	\$1,909,000
CON	DC/STATE	-	-	\$800,000	\$552,000	\$716,000	-	\$2,068,000	\$2,068,000
CON	STBG	-	-	\$3,199,000	\$2,210,000	\$2,866,000	-	\$8,275,000	\$8,275,000
Total CON		-	-	\$3,999,000	\$2,762,000	\$3,582,000	-	\$10,343,000	\$10,343,000
Total Programmed		\$1,767,000	\$66,000	\$4,075,000	\$2,762,000	\$3,582,000	-	\$10,485,000	\$12,252,000



Version History

TIP Document	Adoption	MPO Approval	FHWA Approval	FTA Approval
23-00	Adoption 2023-2026	06/15/2022	08/25/2022	08/25/2022
23-09.2	Amendment 2023-2026	Pending	Pending	N/A

Current Change Reason

SCHEDULE / FUNDING / SCOPE - Cost change(s)

Funding Change(s):
 Total project cost increased from \$5,764,000 to \$12,252,000

TIP ID T11618
Project Name I95/I-495 Southside Express Lanes Study
Project Limits Woodrow Wilson Bridge to MD 210
Lead Agency Maryland Department of Transportation - State Highway Administration
County Prince Georges
Municipality
Agency Project ID

Project Type Road - HOV/Managed Lanes
Total Cost \$260,000
Completion Date 2024

Description Maryland Department of Transportation State Highway Administration (MDOT SHA) is providing coordination and technical assistance to the Virginia Department of Transportation's (VDOT) for the Maryland portion of the study corridor of the VDOT I-95/I-495 Southside Express Lanes Study, which is the study of options to extend I-95/I-495 ETLs 11 miles from I-95/I-395 in Springfield, Virginia across the Woodrow Wilson Bridge, to MD 210 in Prince George's County, Maryland. The Maryland segment of the study corridor extends along I-95/I-495 from the Woodrow Wilson Bridge to MD 210.

Phase	Source	Prior	FY2023	FY2024	FY2025	FY2026	Future	4 Year Total	Total
PLANNING	NHPP	\$34,000	\$104,000	\$70,000	-	-	-	\$174,000	\$208,000
PLANNING	DC/STATE	\$9,000	\$26,000	\$17,000	-	-	-	\$43,000	\$52,000
	Total PLANNING	\$43,000	\$130,000	\$87,000	-	-	-	\$217,000	\$260,000
	Total Programmed	\$43,000	\$130,000	\$87,000	-	-	-	\$217,000	\$260,000



Version History

TIP Document	Version	MPO Approval	FHWA Approval	FTA Approval
23-09.2	Amendment 2023-2026	Pending	Pending	N/A

Current Change Reason

SCHEDULE / FUNDING / SCOPE - New project