



Larry Hogan  
Governor  
Boyd K. Rutherford  
Lt. Governor  
Gregory Slater  
Secretary

---

May 25, 2021

Mr. Gregory Murrill  
Division Administrator  
Attn: Dr. Kwame Arhin  
Federal Highway Administration  
Maryland Division  
George H. Fallon Federal Building  
31 Hopkins Plaza, Suite 1520  
Baltimore MD 21201

Ms. Terry Garcia Crews  
Regional Administrator  
Attn: Mr. Ryan Long  
Federal Transit Administration  
1760 Market Street, Suite 500  
Philadelphia PA 19103

Dear Mr. Murrill and Ms. Crews:

The Maryland Department of Transportation (MDOT) hereby modifies the Fiscal Year (FY) 2019 – 2022 Maryland Statewide Transportation Improvement Program (STIP) to reflect the following modifications to the Washington County highway portion of the Hagerstown Metropolitan Planning Organization (HEPMPO) FY 2021– 2024 Transportation Improvement Program (TIP). The MDOT has designated this modification as Control #19-122. The approvals and supporting documentation are attached.

In the Areawide Safety & Spot Improvements category, this modification reflects the addition of \$1,600,000 in planning and engineering funding in the FY 2021-2024 HEPMPO TIP. This modification reflects the MDOT SHA's updated programmed safety and spot improvement expenditures and project schedules in FY 2021-2024.

For the Areawide Bridge Replacement & Rehabilitation category, this modification reflects the addition of \$4,300,000 in planning and engineering funding to the FY 2021-2024 HEPMPO TIP. This modification reflects the MDOT SHA's updated programmed bridge expenditures and project schedules in FY 2021-2024.

The Washington County Department of Public Works modifies the Professional Boulevard Extended - Phase II to match a 2021 budget transfer in local funding per the Washington County Capital Improvement Plan 2021-2030. The total project cost is \$4,809,000, and the Federal and State funding remain unchanged.

The Washington County Department of Public Works also modifies funding for several of the Local Aid projects. This adjustment accounts for the budget being updated for local bridge projects. The total fund amount is \$16,658,000.

The Washington County Department of Public Works additionally modifies funding for the Eastern Boulevard Widening Phase II project. The total funding amount was unchanged, however most of the construction money was shifted from FY21 to FY23. The total project cost is \$5,672,000 and there are no Federal funds associated with this project.

Lastly, the Washington County Department of Public Works modifies the Wright Road Relocation roadway project funding to match the Washington County Capital Improvement Plan. The total project cost is \$2,500,000 and there is no change to Federal funding for this project.

<b>Project Name</b>	<b>STIP #</b>	<b>TIP #</b>	<b>Funding Source</b>	<b>FY19-FY22 Net Federal Change (in 000's)</b>
Areawide Safety & Spot Improvements	W2021-02	W2021-02	Various	\$1,600
Areawide Bridge Replacement & Rehabilitation	W2021-04	W2021-04	Various	\$2,230
Professional Boulevard Extended	W2018-02	W2018-02	ARC	\$0
Federal Local Aid Projects	W2019-07	W2019-07	FA	\$3,627
Eastern Boulevard Widening Phase II	W2018-07	W2018-07	Local	\$0
Wright Road Relocation Phase	W2021-07	W2021-07	ARC	\$0

Mr. Gregory Murrill  
Ms. Terry Garcia Crews  
Page Three

The Maryland Statewide Transportation Improvement Program continues to be fiscally constrained. Should you have additional questions or concerns, please contact Mr. Ian Beam at 410-865-1280, toll free 888-713-1414 or via e-mail at [ibeam@mdot.maryland.gov](mailto:ibeam@mdot.maryland.gov). Of course, please feel free to contact me directly.

Sincerely,

A handwritten signature in blue ink that reads "Tyson Byrne". The signature is fluid and cursive, with the first name "Tyson" and last name "Byrne" clearly legible.

Tyson Byrne  
Regional Planning Manager  
Office of Planning and Capital Programming

cc: Mr. Ian Beam, Regional Planner, OPCP, MDOT

# MARYLAND STATEWIDE TIP FY 2019-2022

MDOT STIP # W2021-02 MC #19-104 01/27/2021

## SUMMARY TABLE

Project	Amendment Criteria	Conformity Status	Environmental Status	Current Funding Level (000s)		
				Federal	State/Local	Total
Areawide Safety & Spot Improvements	B	n/a	Various	\$ 14,710	\$ 3,674	\$ 18,384
				Net Funding Change (000s)		
	Administration	Area/MPO	CTP Page	Federal	State/Local	Total
	MDOT SHA	HEPMPO	SHA-W-5 FY 2021	\$ 160	\$ 40	\$ 200

Description: Program to provide localized improvements to address safety and/or operational issues on MDOT SHA highways.

Justification: Improvements will address mobility, accessibility, and state of good repair needs while providing capacity for planned development.

## INDIVIDUAL REQUEST FORM

STIP/TIP Amendment Criteria		Funding	FY 2019	FY 2020	FY 2021	FY 2022	Total
<input type="checkbox"/> A) Adds new individual projects to the current STIP		Current (000s)	\$ -	\$ -	\$ 10,484	\$ 7,900	\$ 18,384
<input checked="" type="checkbox"/> B) Increase/decrease, scope change, advance, delay, or phase change		Federal	\$ -	\$ -	\$ 8,390	\$ 6,320	\$ 14,710
<input type="checkbox"/> C) Removes or deletes individual listed project from the STIP		State/Local	\$ -	\$ -	\$ 2,094	\$ 1,580	\$ 3,674
<input type="checkbox"/> D) Other		Proposed (000s)	\$ -	\$ -	\$ 10,584	\$ 8,000	\$ 18,584
		Federal	\$ -	\$ -	\$ 8,470	\$ 6,400	\$ 14,870
		State/Local	\$ -	\$ -	\$ 2,114	\$ 1,600	\$ 3,714
		Change (000s)	\$ -	\$ -	\$ 100	\$ 100	\$ 200
		Federal	\$ -	\$ -	\$ 80	\$ 80	\$ 160
		State/Local	\$ -	\$ -	\$ 20	\$ 20	\$ 40



## PHASE DETAIL

Current	Phase/Funding	FY 2019		FY 2020		FY 2021		FY 2022		TOTAL		
		Federal	State/Local	Federal	State/Local	Federal	State/Local	Federal	State/Local	Federal	State/Local	Total
PP/PE	State	\$ -	\$ -	\$ -	\$ -	\$ -	\$ 60	\$ -	\$ 60	\$ -	\$ 120	\$ 120
	Federal	\$ -	\$ -	\$ -	\$ -	\$ 240	\$ -	\$ 240	\$ -	\$ 480	\$ -	\$ 480
RW	State	\$ -	\$ -	\$ -	\$ -	\$ -	\$ 20	\$ -	\$ 20	\$ -	\$ 40	\$ 40
	Federal	\$ -	\$ -	\$ -	\$ -	\$ 80	\$ -	\$ 80	\$ -	\$ 160	\$ -	\$ 160
CO	State	\$ -	\$ -	\$ -	\$ -	\$ -	\$ 2,014	\$ -	\$ 1,500	\$ -	\$ 3,514	\$ 3,514
	Federal	\$ -	\$ -	\$ -	\$ -	\$ 8,070	\$ -	\$ 6,000	\$ -	\$ 14,070	\$ -	\$ 14,070
Other		\$ -	\$ -	\$ -	\$ -	\$ -	\$ -	\$ -	\$ -	\$ -	\$ -	\$ -
<b>Total</b>		\$ -	\$ -	\$ -	\$ -	\$ 8,390	\$ 2,094	\$ 6,320	\$ 1,580	\$ 14,710	\$ 3,674	\$ 18,384

Proposed	Phase/Funding	FY 2019		FY 2020		FY 2021		FY 2022		TOTAL		
		Federal	State/Local	Federal	State/Local	Federal	State/Local	Federal	State/Local	Federal	State/Local	Total
PP/PE	State	\$ -	\$ -	\$ -	\$ -	\$ -	\$ 80	\$ -	\$ 80	\$ -	\$ 160	\$ 160
	Federal	\$ -	\$ -	\$ -	\$ -	\$ 320	\$ -	\$ 320	\$ -	\$ 640	\$ -	\$ 640
RW	State	\$ -	\$ -	\$ -	\$ -	\$ -	\$ 20	\$ -	\$ 20	\$ -	\$ 40	\$ 40
	Federal	\$ -	\$ -	\$ -	\$ -	\$ 80	\$ -	\$ 80	\$ -	\$ 160	\$ -	\$ 160
CO	State	\$ -	\$ -	\$ -	\$ -	\$ -	\$ 2,014	\$ -	\$ 1,500	\$ -	\$ 3,514	\$ 3,514
	Federal	\$ -	\$ -	\$ -	\$ -	\$ 8,070	\$ -	\$ 6,000	\$ -	\$ 14,070	\$ -	\$ 14,070
Other		\$ -	\$ -	\$ -	\$ -	\$ -	\$ -	\$ -	\$ -	\$ -	\$ -	\$ -
<b>Total</b>		\$ -	\$ -	\$ -	\$ -	\$ 8,470	\$ 2,114	\$ 6,400	\$ 1,600	\$ 14,870	\$ 3,714	\$ 18,584

# MARYLAND STATEWIDE TIP FY 2019-2022

MDOT STIP # W2021-02 MC #19-104 01/27/2021 (cont'd)

**PHASE DETAIL (cont'd)**

Change	FY 2017		FY 2018		FY 2019		FY 2020		TOTAL		
	Federal	State/Local	Federal	State/Local	Federal	State/Local	Federal	State/Local	Federal	State/Local	Total
PP/PE State	\$ -	\$ -	\$ -	\$ -	\$ -	\$ 20	\$ -	\$ 20	\$ -	\$ 40	\$ 40
Federal	\$ -	\$ -	\$ -	\$ -	\$ 80	\$ -	\$ 80	\$ -	\$ 160	\$ -	\$ 160
RW State	\$ -	\$ -	\$ -	\$ -	\$ -	\$ -	\$ -	\$ -	\$ -	\$ -	\$ -
Federal	\$ -	\$ -	\$ -	\$ -	\$ -	\$ -	\$ -	\$ -	\$ -	\$ -	\$ -
CO State	\$ -	\$ -	\$ -	\$ -	\$ -	\$ -	\$ -	\$ -	\$ -	\$ -	\$ -
Federal	\$ -	\$ -	\$ -	\$ -	\$ -	\$ -	\$ -	\$ -	\$ -	\$ -	\$ -
Other	\$ -	\$ -	\$ -	\$ -	\$ -	\$ -	\$ -	\$ -	\$ -	\$ -	\$ -
<b>Total</b>	<b>\$ -</b>	<b>\$ -</b>	<b>\$ -</b>	<b>\$ -</b>	<b>\$ 80</b>	<b>\$ 20</b>	<b>\$ 80</b>	<b>\$ 20</b>	<b>\$ 160</b>	<b>\$ 40</b>	<b>\$ 200</b>

**TOTAL PROJECT COST**

Prior Cost (≤ FY 2018)		STIP Cost (FY 2019-2022)		Balance to Complete (≥ FY 2023)		Total Project Cost	
Federal	\$ -	Federal	\$ 14,870	Federal	\$ 12,800	Federal	\$ 27,670
State/Local	\$ -	State/Local	\$ 3,714	State/Local	\$ 3,200	State/Local	\$ 6,914
<b>Total</b>	<b>\$ -</b>	<b>Total</b>	<b>\$ 18,584</b>	<b>Total</b>	<b>\$ 16,000</b>	<b>Total</b>	<b>\$ 34,584</b>

# MARYLAND STATEWIDE TIP FY 2019-2022

MDOT STIP # W2021-04 MC #19-62 06/02/2020


## SUMMARY TABLE

Project	Amendment Criteria	Conformity Status	Environmental Status	Current Funding Level (000s)		
				Federal	State/Local	Total
Areawide Bridge Replacement & Rehabilitation	B	n/a	Various	\$ 11,600	\$ 2,900	\$ 14,500
				Net Funding Change (000s)		
	Administration	Area/MPO	CTP Page	Federal	State/Local	Total
	MDOT SHA	HEPMPO	SHA-W-5 FY 2021	\$ 2,320	\$ 580	\$ 2,900

Description: Program to provide major upgrades to and maintenance of structures on MDOT SHA highways.

Justification: Improvements will address mobility, accessibility, and state of good repair needs while providing capacity for planned development.

## INDIVIDUAL REQUEST FORM

STIP/TIP Amendment Criteria	Funding (000s)	FY 2019	FY 2020	FY 2021	FY 2022	Total	
		<input type="checkbox"/> A) Adds new individual projects to the current STIP	Total	\$ -	\$ -	\$ 7,250	\$ 7,250
<input checked="" type="checkbox"/> B) Increase/decrease, scope change, advance, delay, or phase change	Federal	\$ -	\$ -	\$ 5,800	\$ 5,800	\$ 11,600	
<input type="checkbox"/> C) Removes or deletes individual listed project from the STIP	State/Local	\$ -	\$ -	\$ 1,450	\$ 1,450	\$ 2,900	
<input type="checkbox"/> D) Other	Proposed (000s)	Total	\$ -	\$ -	\$ 8,700	\$ 8,700	\$ 17,400
	Federal	\$ -	\$ -	\$ 6,960	\$ 6,960	\$ 13,920	
	State/Local	\$ -	\$ -	\$ 1,740	\$ 1,740	\$ 3,480	
	Change (000s)	Total	\$ -	\$ -	\$ 1,450	\$ 1,450	\$ 2,900
	Federal	\$ -	\$ -	\$ 1,160	\$ 1,160	\$ 2,320	
	State/Local	\$ -	\$ -	\$ 290	\$ 290	\$ 580	

## PHASE DETAIL

Current	Phase	FY 2019		FY 2020		FY 2021		FY 2022		TOTAL		
		Funding	Federal	State/Local	Federal	State/Local	Federal	State/Local	Federal	State/Local	Federal	State/Local
PP/PE	State	\$ -	\$ -	\$ -	\$ -	\$ -	\$ 210	\$ -	\$ 210	\$ -	\$ 420	\$ 420
	Federal	\$ -	\$ -	\$ -	\$ -	\$ 840	\$ -	\$ 840	\$ -	\$ 1,680	\$ -	\$ 1,680
RW	State	\$ -	\$ -	\$ -	\$ -	\$ -	\$ 40	\$ -	\$ 40	\$ -	\$ 80	\$ 80
	Federal	\$ -	\$ -	\$ -	\$ -	\$ 160	\$ -	\$ 160	\$ -	\$ 320	\$ -	\$ 320
CO	State	\$ -	\$ -	\$ -	\$ -	\$ -	\$ 1,200	\$ -	\$ 1,200	\$ -	\$ 2,400	\$ 2,400
	Federal	\$ -	\$ -	\$ -	\$ -	\$ 4,800	\$ -	\$ 4,800	\$ -	\$ 9,600	\$ -	\$ 9,600
Other		\$ -	\$ -	\$ -	\$ -	\$ -	\$ -	\$ -	\$ -	\$ -	\$ -	\$ -
<b>Total</b>		\$ -	\$ -	\$ -	\$ -	\$ 5,800	\$ 1,450	\$ 5,800	\$ 1,450	\$ 11,600	\$ 2,900	\$ 14,500

Proposed	Phase	FY 2019		FY 2020		FY 2021		FY 2022		TOTAL		
		Funding	Federal	State/Local	Federal	State/Local	Federal	State/Local	Federal	State/Local	Federal	State/Local
PP/PE	State	\$ -	\$ -	\$ -	\$ -	\$ -	\$ 500	\$ -	\$ 500	\$ -	\$ 1,000	\$ 1,000
	Federal	\$ -	\$ -	\$ -	\$ -	\$ 2,000	\$ -	\$ 2,000	\$ -	\$ 4,000	\$ -	\$ 4,000
RW	State	\$ -	\$ -	\$ -	\$ -	\$ -	\$ 40	\$ -	\$ 40	\$ -	\$ 80	\$ 80
	Federal	\$ -	\$ -	\$ -	\$ -	\$ 160	\$ -	\$ 160	\$ -	\$ 320	\$ -	\$ 320
CO	State	\$ -	\$ -	\$ -	\$ -	\$ -	\$ 1,200	\$ -	\$ 1,200	\$ -	\$ 2,400	\$ 2,400
	Federal	\$ -	\$ -	\$ -	\$ -	\$ 4,800	\$ -	\$ 4,800	\$ -	\$ 9,600	\$ -	\$ 9,600
Other		\$ -	\$ -	\$ -	\$ -	\$ -	\$ -	\$ -	\$ -	\$ -	\$ -	\$ -
<b>Total</b>		\$ -	\$ -	\$ -	\$ -	\$ 6,960	\$ 1,740	\$ 6,960	\$ 1,740	\$ 13,920	\$ 3,480	\$ 17,400

# MARYLAND STATEWIDE TIP FY 2019-2022

MDOT STIP # W2021-04 MC #19-62 06/02/2020 (cont'd)

**PHASE DETAIL (cont'd)**

Change	FY 2017		FY 2018		FY 2019		FY 2020		TOTAL		
	Federal	State/Local	Federal	State/Local	Federal	State/Local	Federal	State/Local	Federal	State/Local	Total
PP/PE State	\$ -	\$ -	\$ -	\$ -	\$ -	\$ 290	\$ -	\$ 290	\$ -	\$ 580	\$ 580
Federal	\$ -	\$ -	\$ -	\$ -	\$ 1,160	\$ -	\$ 1,160	\$ -	\$ 2,320	\$ -	\$ 2,320
RW State	\$ -	\$ -	\$ -	\$ -	\$ -	\$ -	\$ -	\$ -	\$ -	\$ -	\$ -
Federal	\$ -	\$ -	\$ -	\$ -	\$ -	\$ -	\$ -	\$ -	\$ -	\$ -	\$ -
CO State	\$ -	\$ -	\$ -	\$ -	\$ -	\$ -	\$ -	\$ -	\$ -	\$ -	\$ -
Federal	\$ -	\$ -	\$ -	\$ -	\$ -	\$ -	\$ -	\$ -	\$ -	\$ -	\$ -
Other	\$ -	\$ -	\$ -	\$ -	\$ -	\$ -	\$ -	\$ -	\$ -	\$ -	\$ -
<b>Total</b>	\$ -	\$ -	\$ -	\$ -	\$ 1,160	\$ 290	\$ 1,160	\$ 290	\$ 2,320	\$ 580	\$ 2,900

**TOTAL PROJECT COST**

Prior Cost (≤ FY 2018)		STIP Cost (FY 2019-2022)		Balance to Complete (≥ FY 2023)		Total Project Cost	
Federal	\$ -	Federal	\$ 13,920	Federal	\$ 12,720	Federal	\$ 26,640
State/Local	\$ -	State/Local	\$ 3,480	State/Local	\$ 3,180	State/Local	\$ 6,660
<b>Total</b>	\$ -	<b>Total</b>	\$ 17,400	<b>Total</b>	\$ 15,900	<b>Total</b>	\$ 33,300

# MARYLAND STATEWIDE TIP FY 2021-2024

MDOT STIP # MPO# W2019-07 (Rev #6)5/19/21

## SUMMARY TABLE

Project	Amendment Criteria	Conformity Status	Environmental Status	Current Funding Level (000s)		
				Federal	State/Local	Total
LOCAL Federal Aid Projects Washington County, MPO ID# W2017-07 FAP # TBD	D	n/a	n/a project in planning	\$ 3,536	\$ 884	\$ 4,420
	Administration	Area/MPO	CTP Page	Net Funding Change (000s)		
	MDOT SHA / Washington County	MPO	n/a project in planning	\$ 3,627	\$ 907	\$ 4,534
Description	Local federal Aid Projects; Washington County Federal Highway Bridge Replacement and Rehabilitation Program. Funding detail includes the entire program funding for Local Federal Aid Projects under MPO ID W2017-07.					
Justification	Budgets for several bridges have been updated					

## INDIVIDUAL REQUEST FORM

STIP/TIP Amendment Criteria	Funding	FY 2021	FY 2022	FY 2023	FY 2024	Total
		<input type="checkbox"/> A) Adds new individual projects to the current STIP <input checked="" type="checkbox"/> B) Increase/decrease, scope change, advance, delay, or phase change <input type="checkbox"/> C) Removes or deletes individual listed project from the STIP <input type="checkbox"/> D) Other	Current (000s)	<b>Total</b> \$ 1,683	<b>Total</b> \$ 2,737	\$ -
	Federal	\$ 1,346	\$ 2,190	\$ -	\$ -	\$ 3,536
	State/Local	\$ 337	\$ 547	\$ -	\$ -	\$ 884
	Proposed (000s)	<b>Total</b> \$ 2,013	<b>Total</b> \$ 5,341	<b>Total</b> \$ 1,600	<b>Total</b> \$ -	<b>Total</b> \$ 8,954
	Federal	\$ 1,610	\$ 4,273	\$ 1,280	\$ -	\$ 7,163
	State/Local	\$ 403	\$ 1,068	\$ 320	\$ -	\$ 1,791
	Change (000s)	<b>Total</b> \$ 330	<b>Total</b> \$ 2,604	<b>Total</b> \$ 1,600	<b>Total</b> \$ -	<b>Total</b> \$ 4,534
	Federal	\$ 264	\$ 2,083	\$ 1,280	\$ -	\$ 3,627
	State/Local	\$ 66	\$ 521	\$ 320	\$ -	\$ 907

## PHASE DETAIL

Current		FY 2021		FY 2022		FY 2023		FY 2024		TOTAL		
Phase	Funding	Federal	State/Local	Federal	State/Local	Federal	State/Local	Federal	State/Local	Federal	State/Local	Total
PP		\$ -	\$ -	\$ -	\$ -	\$ -	\$ -	\$ -	\$ -	\$ -	\$ -	\$ -
PE		\$ -	\$ -	\$ -	\$ -	\$ -	\$ -	\$ -	\$ -	\$ -	\$ -	\$ -
RW		\$ -	\$ -	\$ -	\$ -	\$ -	\$ -	\$ -	\$ -	\$ -	\$ -	\$ -
CO	FA	\$ 1,346	\$ 337	\$ 2,190	\$ 547	\$ -	\$ -	\$ -	\$ -	\$ 3,536	\$ 884	\$ 4,420
Other		\$ -	\$ -	\$ -	\$ -	\$ -	\$ -	\$ -	\$ -	\$ -	\$ -	\$ -
<b>Total</b>		<b>\$ 1,346</b>	<b>\$ 337</b>	<b>\$ 2,190</b>	<b>\$ 547</b>	<b>\$ -</b>	<b>\$ -</b>	<b>\$ -</b>	<b>\$ -</b>	<b>\$ 3,536</b>	<b>\$ 884</b>	<b>\$ 4,420</b>

Proposed		FY 2021		FY 2022		FY 2023		FY 2024		TOTAL		
Phase	Funding	Federal	State/Local	Federal	State/Local	Federal	State/Local	Federal	State/Local	Federal	State/Local	Total
PP		\$ -	\$ -	\$ -	\$ -	\$ -	\$ -	\$ -	\$ -	\$ -	\$ -	\$ -
PE		\$ 264	\$ 66	\$ -	\$ -	\$ -	\$ -	\$ -	\$ -	\$ 264	\$ 66	\$ 330
RW		\$ -	\$ -	\$ -	\$ -	\$ -	\$ -	\$ -	\$ -	\$ -	\$ -	\$ -
CO	FA	\$ 1,346	\$ 337	\$ 4,273	\$ 1,068	\$ 1,280	\$ 320	\$ -	\$ -	\$ 6,899	\$ 1,725	\$ 8,624
Other		\$ -	\$ -	\$ -	\$ -	\$ -	\$ -	\$ -	\$ -	\$ -	\$ -	\$ -
<b>Total</b>		<b>\$ 1,610</b>	<b>\$ 403</b>	<b>\$ 4,273</b>	<b>\$ 1,068</b>	<b>\$ 1,280</b>	<b>\$ 320</b>	<b>\$ -</b>	<b>\$ -</b>	<b>\$ 7,163</b>	<b>\$ 1,791</b>	<b>\$ 8,954</b>

Change		FY 2021		FY 2022		FY 2023		FY 2024		TOTAL		
Phase	Funding	Federal	State/Local	Federal	State/Local	Federal	State/Local	Federal	State/Local	Federal	State/Local	Total
PP		\$ -	\$ -	\$ -	\$ -	\$ -	\$ -	\$ -	\$ -	\$ -	\$ -	\$ -
PE		\$ 264	\$ 66	\$ -	\$ -	\$ -	\$ -	\$ -	\$ -	\$ 264	\$ 66	\$ 330
RW		\$ -	\$ -	\$ -	\$ -	\$ -	\$ -	\$ -	\$ -	\$ -	\$ -	\$ -
CO		\$ -	\$ -	\$ 2,083	\$ 521	\$ 1,280	\$ 320	\$ -	\$ -	\$ 3,363	\$ 841	\$ 4,204
Other		\$ -	\$ -	\$ -	\$ -	\$ -	\$ -	\$ -	\$ -	\$ -	\$ -	\$ -
<b>Total</b>		<b>\$ 264</b>	<b>\$ 66</b>	<b>\$ 2,083</b>	<b>\$ 521</b>	<b>\$ 1,280</b>	<b>\$ 320</b>	<b>\$ -</b>	<b>\$ -</b>	<b>\$ 3,627</b>	<b>\$ 907</b>	<b>\$ 4,534</b>

## TOTAL PROJECT COST

Prior Cost (≤ FY 2020)		STIP Cost (FY 2021-2024)		Balance to Complete (≥ FY 2025)		Total Project Cost	
Federal	\$ 5,845	Federal	\$ 7,163	Federal	\$ -	Federal	\$ 13,008
State/Local	\$ 1,859	State/Local	\$ 1,791	State/Local	\$ -	State/Local	\$ 3,650
<b>Total</b>	<b>\$ 7,704</b>	<b>Total</b>	<b>\$ 8,954</b>	<b>Total</b>	<b>\$ -</b>	<b>Total</b>	<b>\$ 16,658</b>



# MARYLAND STATEWIDE TIP FY 2021-2024

MDOT STIP # MPO# W2017-08 (Rev #6) 5/19/21

## SUMMARY TABLE

Project	Amendment Criteria	Conformity Status	Environmental Status	Current Funding Level (000s)		
				Federal	State/Local	Total
Eastern Boulevard Widening Phase II	B	n/a	n/a project in planning	\$ -	\$ 2,981	\$ 2,981
	Administration	Area/MPO	CTP Page	Net Funding Change (000s)		
Description: Eastern Boulevard Widening Phase II. Washington County roadway project with no Federal funding.				Federal	State/Local	Total
Justification: Total funding amount was unchanged, however most of the construction money was shifted from FY21 to FY23.				\$ -	\$ -	\$ -

## INDIVIDUAL REQUEST FORM

STIP/TIP Amendment Criteria	Funding (000s)	FY 2021		FY 2022		FY 2023		FY 2024		Total
		Total	Federal	Total	Federal	Total	Federal	Total	Federal	
<input type="checkbox"/> A) Adds new individual projects to the current STIP	Current	\$ 2,081	\$ -	\$ 500	\$ -	\$ 400	\$ -	\$ -	\$ -	\$ 2,981
<input checked="" type="checkbox"/> B) Increase/decrease, scope change, advance, delay, or phase change	Federal	\$ -	\$ -	\$ -	\$ -	\$ -	\$ -	\$ -	\$ -	\$ -
<input checked="" type="checkbox"/> C) Removes or deletes individual listed project from the STIP	State/Local	\$ 2,081	\$ 500	\$ 400	\$ -	\$ -	\$ -	\$ -	\$ -	\$ 2,981
<input type="checkbox"/> D) Other	Proposed	\$ -	\$ 400	\$ 2,581	\$ -	\$ -	\$ -	\$ -	\$ -	\$ 2,981
	Federal	\$ -	\$ -	\$ -	\$ -	\$ -	\$ -	\$ -	\$ -	\$ -
	State/Local	\$ -	\$ 400	\$ 2,581	\$ -	\$ -	\$ -	\$ -	\$ -	\$ 2,981
	Change	\$ (2,081)	\$ (100)	\$ 2,181	\$ -	\$ -	\$ -	\$ -	\$ -	\$ -
	Federal	\$ -	\$ -	\$ -	\$ -	\$ -	\$ -	\$ -	\$ -	\$ -
	State/Local	\$ (2,081)	\$ (100)	\$ 2,181	\$ -	\$ -	\$ -	\$ -	\$ -	\$ -



## PHASE DETAIL

Current		FY 2021		FY 2022		FY 2023		FY 2024		TOTAL		
Phase	Funding	Federal	State/Local	Federal	State/Local	Federal	State/Local	Federal	State/Local	Federal	State/Local	Total
PP		\$ -	\$ -	\$ -	\$ -	\$ -	\$ -	\$ -	\$ -	\$ -	\$ -	\$ -
PE		\$ -	\$ -	\$ -	\$ -	\$ -	\$ -	\$ -	\$ -	\$ -	\$ -	\$ -
RW		\$ -	\$ -	\$ -	\$ -	\$ -	\$ -	\$ -	\$ -	\$ -	\$ -	\$ -
CO	Local	\$ -	\$ 2,081	\$ -	\$ 500	\$ -	\$ 400	\$ -	\$ -	\$ -	\$ 2,981	\$ 2,981
Other		\$ -	\$ -	\$ -	\$ -	\$ -	\$ -	\$ -	\$ -	\$ -	\$ -	\$ -
<b>Total</b>		<b>\$ -</b>	<b>\$ 2,081</b>	<b>\$ -</b>	<b>\$ 500</b>	<b>\$ -</b>	<b>\$ 400</b>	<b>\$ -</b>	<b>\$ -</b>	<b>\$ -</b>	<b>\$ 2,981</b>	<b>\$ 2,981</b>

Proposed		FY 2021		FY 2022		FY 2023		FY 2024		TOTAL		
Phase	Funding	Federal	State/Local	Federal	State/Local	Federal	State/Local	Federal	State/Local	Federal	State/Local	Total
PP		\$ -	\$ -	\$ -	\$ -	\$ -	\$ -	\$ -	\$ -	\$ -	\$ -	\$ -
PE		\$ -	\$ -	\$ -	\$ -	\$ -	\$ -	\$ -	\$ -	\$ -	\$ -	\$ -
RW		\$ -	\$ -	\$ -	\$ -	\$ -	\$ -	\$ -	\$ -	\$ -	\$ -	\$ -
CO	Local	\$ -	\$ -	\$ -	\$ 400	\$ -	\$ 2,581	\$ -	\$ -	\$ -	\$ 2,981	\$ 2,981
Other		\$ -	\$ -	\$ -	\$ -	\$ -	\$ -	\$ -	\$ -	\$ -	\$ -	\$ -
<b>Total</b>		<b>\$ -</b>	<b>\$ -</b>	<b>\$ -</b>	<b>\$ 400</b>	<b>\$ -</b>	<b>\$ 2,581</b>	<b>\$ -</b>	<b>\$ -</b>	<b>\$ -</b>	<b>\$ 2,981</b>	<b>\$ 2,981</b>

Change		FY 2021		FY 2022		FY 2023		FY 2024		TOTAL		
Phase	Funding	Federal	State/Local	Federal	State/Local	Federal	State/Local	Federal	State/Local	Federal	State/Local	Total
PP		\$ -	\$ -	\$ -	\$ -	\$ -	\$ -	\$ -	\$ -	\$ -	\$ -	\$ -
PE		\$ -	\$ -	\$ -	\$ -	\$ -	\$ -	\$ -	\$ -	\$ -	\$ -	\$ -
RW		\$ -	\$ -	\$ -	\$ -	\$ -	\$ -	\$ -	\$ -	\$ -	\$ -	\$ -
CO		\$ -	\$ (2,081)	\$ -	\$ (100)	\$ -	\$ 2,181	\$ -	\$ -	\$ -	\$ -	\$ -
Other		\$ -	\$ -	\$ -	\$ -	\$ -	\$ -	\$ -	\$ -	\$ -	\$ -	\$ -
<b>Total</b>		<b>\$ -</b>	<b>\$ (2,081)</b>	<b>\$ -</b>	<b>\$ (100)</b>	<b>\$ -</b>	<b>\$ 2,181</b>	<b>\$ -</b>	<b>\$ -</b>	<b>\$ -</b>	<b>\$ -</b>	<b>\$ -</b>

## TOTAL PROJECT COST

Prior Cost (≤ FY 2020)		STIP Cost (FY 2021-2024)		Balance to Complete (≥ FY 2025)		Total Project Cost	
Federal	State/Local	Federal	State/Local	Federal	State/Local	Federal	State/Local
\$ -	\$ 2,691	\$ -	\$ 2,981	\$ -	\$ -	\$ -	\$ -
<b>Total</b>	<b>\$ 2,691</b>	<b>Total</b>	<b>\$ 2,981</b>	<b>Total</b>	<b>\$ -</b>	<b>Total</b>	<b>\$ 5,672</b>

# MARYLAND STATEWIDE TIP FY 2021-2024

MDOT STIP # MPO# W2018-02 (Rev #6) 5/19/21

**SUMMARY TABLE**

Project	Amendment Criteria	Conformity Status	Environmental Status	Current Funding Level (000s)		
				Federal	State/Local	Total
Professional Boulevard Extended Phase 2, MPO ID # W2018-02, FAP # TBD	B	n/a	CE approved 4/9/18	\$ 1,000	\$ 2,630	\$ 3,630
	Administration	Area/MPO	CTP Page	Net Funding Change (000s)		
	MDOT [TBU]	MPO	n/a	\$ -	\$ 500	\$ 500
Description: Professional Boulevard Extended - Phase II. Washington County roadway project with Appalachian Regional Commission (ARC) funding.						
Justification: Funding adjustments were made to the MPO W2018-02 to match a 2021 budget transfer in local funding per the Washington County Capital Improvement Plan 2021-2030. Federal and State funding remains unchanged. (ARC funding = \$1,000,000)						

**INDIVIDUAL REQUEST FORM**

STIP/TIP Amendment Criteria	Funding (000s)	FY 2021		FY 2022		FY 2023		FY 2024		Total
		Federal	State/Local	Federal	State/Local	Federal	State/Local	Federal	State/Local	
<input type="checkbox"/> A) Adds new individual projects to the current STIP <input checked="" type="checkbox"/> B) Increase/decrease, scope change, advance, delay, or phase change <input type="checkbox"/> C) Removes or deletes individual listed project from the STIP <input type="checkbox"/> D) Other	Current	<b>Total</b>		\$ 3,630	\$ -	\$ -	\$ -	\$ -	\$ -	\$ 3,630
		Federal	\$ 1,000	\$ -	\$ -	\$ -	\$ -	\$ -	\$ -	\$ 1,000
		State/Local	\$ 2,630	\$ -	\$ -	\$ -	\$ -	\$ -	\$ -	\$ 2,630
	Proposed	<b>Total</b>		\$ 4,130	\$ -	\$ -	\$ -	\$ -	\$ -	\$ 4,130
	Federal	\$ 1,000	\$ -	\$ -	\$ -	\$ -	\$ -	\$ -	\$ 1,000	
	State/Local	\$ 3,130	\$ -	\$ -	\$ -	\$ -	\$ -	\$ -	\$ 3,130	
	Change	<b>Total</b>		\$ 500	\$ -	\$ -	\$ -	\$ -	\$ -	\$ 500
	Federal	\$ -	\$ -	\$ -	\$ -	\$ -	\$ -	\$ -	\$ -	
	State/Local	\$ 500	\$ -	\$ -	\$ -	\$ -	\$ -	\$ -	\$ -	\$ 500



**PHASE DETAIL**

Current		FY 2021		FY 2022		FY 2023		FY 2024		TOTAL		
Phase	Funding	Federal	State/Local	Federal	State/Local	Federal	State/Local	Federal	State/Local	Federal	State/Local	Total
PP		\$ -	\$ -	\$ -	\$ -	\$ -	\$ -	\$ -	\$ -	\$ -	\$ -	\$ -
PE		\$ -	\$ -	\$ -	\$ -	\$ -	\$ -	\$ -	\$ -	\$ -	\$ -	\$ -
RW		\$ -	\$ -	\$ -	\$ -	\$ -	\$ -	\$ -	\$ -	\$ -	\$ -	\$ -
CO	ADHS(ARC)	\$ 1,000	\$ 2,630	\$ -	\$ -	\$ -	\$ -	\$ -	\$ -	\$ 1,000	\$ 2,630	\$ 3,630
Other		\$ -	\$ -	\$ -	\$ -	\$ -	\$ -	\$ -	\$ -	\$ -	\$ -	\$ -
<b>Total</b>		\$ 1,000	\$ 2,630	\$ -	\$ -	\$ -	\$ -	\$ -	\$ -	\$ 1,000	\$ 2,630	\$ 3,630

Proposed		FY 2021		FY 2022		FY 2023		FY 2024		TOTAL		
Phase	Funding	Federal	State/Local	Federal	State/Local	Federal	State/Local	Federal	State/Local	Federal	State/Local	Total
PP		\$ -	\$ -	\$ -	\$ -	\$ -	\$ -	\$ -	\$ -	\$ -	\$ -	\$ -
PE		\$ -	\$ -	\$ -	\$ -	\$ -	\$ -	\$ -	\$ -	\$ -	\$ -	\$ -
RW		\$ -	\$ -	\$ -	\$ -	\$ -	\$ -	\$ -	\$ -	\$ -	\$ -	\$ -
CO	ADHS(ARC)	\$ 1,000	\$ 3,130	\$ -	\$ -	\$ -	\$ -	\$ -	\$ -	\$ 1,000	\$ 3,130	\$ 4,130
Other		\$ -	\$ -	\$ -	\$ -	\$ -	\$ -	\$ -	\$ -	\$ -	\$ -	\$ -
<b>Total</b>		\$ 1,000	\$ 3,130	\$ -	\$ -	\$ -	\$ -	\$ -	\$ -	\$ 1,000	\$ 3,130	\$ 4,130

Change		FY 2021		FY 2022		FY 2023		FY 2024		TOTAL		
Phase	Funding	Federal	State/Local	Federal	State/Local	Federal	State/Local	Federal	State/Local	Federal	State/Local	Total
PP		\$ -	\$ -	\$ -	\$ -	\$ -	\$ -	\$ -	\$ -	\$ -	\$ -	\$ -
PE		\$ -	\$ -	\$ -	\$ -	\$ -	\$ -	\$ -	\$ -	\$ -	\$ -	\$ -
RW		\$ -	\$ -	\$ -	\$ -	\$ -	\$ -	\$ -	\$ -	\$ -	\$ -	\$ -
CO		\$ -	\$ 500	\$ -	\$ -	\$ -	\$ -	\$ -	\$ -	\$ -	\$ 500	\$ 500
Other		\$ -	\$ -	\$ -	\$ -	\$ -	\$ -	\$ -	\$ -	\$ -	\$ -	\$ -
<b>Total</b>		\$ -	\$ 500	\$ -	\$ -	\$ -	\$ -	\$ -	\$ -	\$ -	\$ 500	\$ 500

**TOTAL PROJECT COST**

Prior Cost (≤ FY 2020)		STIP Cost (FY 2021-2024)		Balance to Complete (≥ FY 2025)		Total Project Cost	
Federal (ADHS)	State/Local	Federal	State/Local	Federal	State/Local	Federal	State/Local
\$ -	\$ 679	\$ 1,000	\$ 3,130	\$ -	\$ -	\$ 1,000	\$ 3,809
<b>Total</b>	<b>\$ 679</b>	<b>\$ 4,130</b>	<b>\$ -</b>	<b>\$ -</b>	<b>\$ -</b>	<b>\$ 4,809</b>	<b>\$ -</b>

# MARYLAND STATEWIDE TIP FY 2021-2024

MDOT STIP # MPO# W2021-07 (Rev #6) 5/19/21

**SUMMARY TABLE**

Project	Amendment Criteria	Conformity Status	Environmental Status	Current Funding Level (000s)		
				Federal	State/Local	Total
Wright Road Relocation Phase 1, MPO ID # W2021-07, FAP # TBD	A	n/a	n/a project in planning	\$ 1,000	\$ 1,396	\$ 2,396
	Administration	Area/MPO	CTP Page	Net Funding Change (000s)		
	MDOT [TBU]	MPO	n/a project in planning	Federal	State/Local	Total
				\$ -	\$ 104	\$ 104
Description	Wright Road Relocation. Washington County roadway project with Appalachian Regional Commission (ARC) funding.					
Justification	Adjustments made to match Washington County Capital Improvement Plan. No change to Federal funding (ARC funding = \$1,000,000)					

**INDIVIDUAL REQUEST FORM**

STIP/TIP Amendment Criteria	Funding (000s)	FY 2021		FY 2022		FY 2023		FY 2024		Total	
		Federal	State/Local	Federal	State/Local	Federal	State/Local	Federal	State/Local		
<input type="checkbox"/> A) Adds new individual projects to the current STIP <input checked="" type="checkbox"/> B) Increase/decrease, scope change, advance, delay, or phase change <input type="checkbox"/> C) Removes or deletes individual listed project from the STIP <input type="checkbox"/> D) Other	Current	<b>Total</b>	\$ 100	\$ 1,268	\$ 528	\$ 500	\$ 2,396			\$ 2,396	
		Federal	\$ -	\$ 1,000	\$ -	\$ -	\$ -	\$ 1,000			\$ 1,000
		State/Local	\$ 100	\$ 268	\$ 528	\$ 500	\$ -	\$ 1,396			\$ 1,396
	Proposed	<b>Total</b>	\$ 100	\$ 1,173	\$ 954	\$ 273	\$ 2,500				\$ 2,500
		Federal	\$ -	\$ 1,000	\$ -	\$ -	\$ 1,000				\$ 1,000
		State/Local	\$ 100	\$ 173	\$ 954	\$ 273	\$ 1,500				\$ 1,500
Change	<b>Total</b>	\$ -	\$ (95)	\$ 426	\$ (227)	\$ 104				\$ 104	
	Federal	\$ -	\$ -	\$ -	\$ -	\$ -				\$ -	
	State/Local	\$ -	\$ (95)	\$ 426	\$ (227)	\$ 104				\$ 104	



**PHASE DETAIL**

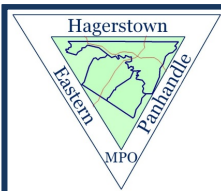
Current		FY 2021		FY 2022		FY 2023		FY 2024		TOTAL		
Phase	Funding	Federal	State/Local	Federal	State/Local	Federal	State/Local	Federal	State/Local	Federal	State/Local	Total
PP		\$ -	\$ -	\$ -	\$ -	\$ -	\$ -	\$ -	\$ -	\$ -	\$ -	\$ -
PE		\$ -	\$ 100	\$ -	\$ -	\$ -	\$ -	\$ -	\$ -	\$ -	\$ 100	\$ 100
RW		\$ -	\$ -	\$ -	\$ -	\$ -	\$ -	\$ -	\$ -	\$ -	\$ -	\$ -
CO	ADHS(ARC)	\$ -	\$ -	\$ 1,000	\$ 268	\$ -	\$ 528	\$ -	\$ 500	\$ 1,000	\$ 1,296	\$ 2,296
Other		\$ -	\$ -	\$ -	\$ -	\$ -	\$ -	\$ -	\$ -	\$ -	\$ -	\$ -
<b>Total</b>		\$ -	\$ 100	\$ 1,000	\$ 268	\$ -	\$ 528	\$ -	\$ 500	\$ 1,000	\$ 1,396	\$ 2,396

Proposed		FY 2021		FY 2022		FY 2023		FY 2024		TOTAL		
Phase	Funding	Federal	State/Local	Federal	State/Local	Federal	State/Local	Federal	State/Local	Federal	State/Local	Total
PP		\$ -	\$ -	\$ -	\$ -	\$ -	\$ -	\$ -	\$ -	\$ -	\$ -	\$ -
PE		\$ -	\$ 100	\$ -	\$ -	\$ -	\$ -	\$ -	\$ -	\$ -	\$ 100	\$ 100
RW		\$ -	\$ -	\$ -	\$ -	\$ -	\$ -	\$ -	\$ -	\$ -	\$ -	\$ -
CO	ADHS(ARC)	\$ -	\$ -	\$ 1,000	\$ 173	\$ -	\$ 954	\$ -	\$ 273	\$ 1,000	\$ 1,400	\$ 2,400
Other		\$ -	\$ -	\$ -	\$ -	\$ -	\$ -	\$ -	\$ -	\$ -	\$ -	\$ -
<b>Total</b>		\$ -	\$ 100	\$ 1,000	\$ 173	\$ -	\$ 954	\$ -	\$ 273	\$ 1,000	\$ 1,500	\$ 2,500

Change		FY 2021		FY 2022		FY 2023		FY 2024		TOTAL		
Phase	Funding	Federal	State/Local	Federal	State/Local	Federal	State/Local	Federal	State/Local	Federal	State/Local	Total
PP		\$ -	\$ -	\$ -	\$ -	\$ -	\$ -	\$ -	\$ -	\$ -	\$ -	\$ -
PE		\$ -	\$ -	\$ -	\$ -	\$ -	\$ -	\$ -	\$ -	\$ -	\$ -	\$ -
RW		\$ -	\$ -	\$ -	\$ -	\$ -	\$ -	\$ -	\$ -	\$ -	\$ -	\$ -
CO		\$ -	\$ -	\$ -	\$ (95)	\$ -	\$ 426	\$ -	\$ (227)	\$ -	\$ 104	\$ 104
Other		\$ -	\$ -	\$ -	\$ -	\$ -	\$ -	\$ -	\$ -	\$ -	\$ -	\$ -
<b>Total</b>		\$ -	\$ -	\$ -	\$ (95)	\$ -	\$ 426	\$ -	\$ (227)	\$ -	\$ 104	\$ 104

**TOTAL PROJECT COST**

Prior Cost (≤ FY 2020)		STIP Cost (FY 2021-2024)		Balance to Complete (≥ FY 2025)		Total Project Cost	
Federal	State/Local	Federal	State/Local	Federal	State/Local	Federal	State/Local
\$ -	\$ -	\$ 1,000	\$ 1,500	\$ -	\$ -	\$ 1,000	\$ 1,500
<b>Total</b>	<b>Total</b>	<b>Total</b>	<b>Total</b>	<b>Total</b>	<b>Total</b>	<b>Total</b>	<b>Total</b>
\$ -	\$ -	\$ 2,500	\$ -	\$ -	\$ -	\$ 2,500	\$ -



## Hagerstown/Eastern Panhandle Metropolitan Planning Organization

33 W. Washington St., 4th Floor, Suite 402, Hagerstown, MD 21740

Phone: 240-313-2080, Fax: 240-313-2084

www.hepmpo.net

May 20, 2021

Ms. Heather Murphy, Director  
Office of Planning and Capital Programming  
Maryland Department of Transportation  
7201 Corporate Center Drive  
P.O. Box 548  
Hanover, Maryland 21076

RE: HEPMPO FY 2021-2024 TIP Revision #6 - Approval

Dear Ms. Murphy:

Please be advised that the following adjustments were presented at the regularly scheduled Hagerstown/Eastern Panhandle MPO Interstate Council on May 19, 2021.

MPO ID #	PROJECT NAME	CHANGE/ADDITION
<b><u>ADJUSTMENTS</u></b>		
W2021-02	Areawide Safety & Spot Improvements <i>(Washington County)</i>	<b><u>ADJUSTMENT:</u></b> Add to ENG FY2021, FY2022, FY2023, FY2024 for annual totals of \$400,000 (\$320,000 Federal; \$80,000 State)
W2021-04	Areawide Bridge Replacement & Rehabilitation <i>(Washington County)</i>	<b><u>ADJUSTMENT:</u></b> Adjust ENG – FY2021, FY2022 to \$2,500,000 (\$2,000,000 Federal; \$500,000 State), FY2023 to \$2,000,000 (\$1,500,000 Federal; \$500,000 State), and FY2024 to \$1,500,000 (\$1,125,000 Federal; \$375,000 State). Adjust ROW – FY2023, FY2024 to \$200,000 (\$150,000 Federal; \$50,000 State). Decrease CON – FY2023, 2024 to \$6,000,000 (\$4,500,000 Federal; \$1,500,000 State)

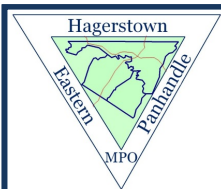
Enclosed are updated summary sheets and financial summaries for the above adjustments. If you have any questions regarding this action, please contact Kevin Donohue at 240-313-2082.

Sincerely,

Matthew Mullenax

HEPMPO Executive Director

Cc: Ian Beam, MDOT Office of Planning and Capital Programming  
Sean Varsalona, MDOT SHA



## Hagerstown/Eastern Panhandle Metropolitan Planning Organization

33 W. Washington St., 4th Floor, Suite 402, Hagerstown, MD 21740

Phone: 240-313-2080, Fax: 240-313-2084

www.hepmpo.net

May 20, 2021

Mr. Scott Hobbs, P.E., Director

Washington County Division of Engineering and Construction Management

80 West Baltimore Street

Hagerstown, MD 21740

RE: HEPMPO FY 2021-2024 TIP Revision #6

Dear Mr. Hobbs:

Please be advised that the Hagerstown/Eastern Panhandle MPO Interstate Council, at their regular meeting on May 19, 2021, were presented with the following adjustments to the Washington County, Maryland portion of the FY 2021-2024 TIP:

MPO ID #	PROJECT NAME	CHANGE
<b><u>ADJUSTMENT</u></b>		
<b>W2017-08</b>	<b>Eastern Blvd Widening Ph II</b> <i>(Washington County)</i>	<b><u>ADJUSTMENT:</u></b> Decrease amounts for CON – FY2021 to \$0 (Local), and CON – FY2022 to \$400,000 (Local). Increase amount for CON – FY2023 to \$2,581,000.
<b>W2018-02</b>	<b>Professional Boulevard Extended</b> <i>(Washington County)</i>	<b><u>ADJUSTMENT:</u></b> Increase amounts for ENG – FY2020 (prior) to \$679,000 (Local) and CON – FY2021 to \$4,130,000 (\$1,000,000 Federal; \$3,130,000 Local).
<b>W2019-07</b>	<b>Local Federal Aid Projects</b> <i>(Washington County)</i>	<b><u>ADJUSTMENT:</u></b> Add ENG – FY2020 (prior) \$1,700,000 (\$1,360,000 Federal; \$340,000 Local) and CON – FY2020 (prior) \$6,004,000 (\$4,485,000 Federal; \$1,519,000 Local). Add ENG – FY2021 \$330,000 (\$264,000 Federal; \$66,000 Local). Change CON – FY2021 to \$1,683,000 (\$1,346,000 Federal; \$337,000 Local). Increase CON - FY2022 to \$5,341,000 (\$4,273,000 Federal; \$1,068,000 Local). Add CON – FY2023 \$1,600,000 (\$1,280,000 Federal; \$320,000 Local).



**Hagerstown/Eastern Panhandle Metropolitan Planning Organization**

33 W. Washington St., 4th Floor, Suite 402, Hagerstown, MD 21740

Phone: 240-313-2080, Fax: 240-313-2084

[www.hepmo.net](http://www.hepmo.net)

<b>W2021-07</b>	<b>Wright Road Relocation</b> <i>(Washington County)</i>	<b><u>ADJUSTMENT:</u></b> Decrease CON – FY2021 to \$0. Decrease CON – FY2022 to \$1,173,000 (\$1,000,000 Federal; \$173,000 Local). Increase CON – FY2023 to \$954,000 (Local). Decrease CON – FY2024 to \$273,000 (Local).
-----------------	---	---

If you have any questions regarding this action, please contact Kevin Donohue at 240-313-2082.

Sincerely,

Matthew Mullenax

HEPMPO Executive Director



# Transportation Improvement Program - FY 2021-2024

Table 4-5: Washington County Total Costs by Federal and Matching Funds

Fund Source	Funding Category	2021	2022	2023	2024	Total
<b>Table 3-5: Washington County Total Costs by Federal and Matching Funds</b>						
Federal	ARC - Appalachian Regional Commission Grant	\$3,000,000	\$1,000,000	\$0	\$0	\$4,000,000
Federal	FA - Federal Aid	\$1,610,400	\$4,273,000	\$1,280,000	\$0	\$7,163,400
Federal	FED - Federal - General	\$32,766,000	\$30,742,000	\$25,932,000	\$25,316,000	\$114,756,000
Non-Federal	LOCAL_WashCo - Local Funding - Washington County	\$3,633,000	\$2,041,000	\$4,355,000	\$273,000	\$10,302,000
Federal	NHPP - National Highway Performance Program	\$10,073,000	\$6,686,000	\$5,049,000	\$2,546,000	\$24,354,000
Non-Federal	STATE_MD_SHA - State Funding - Maryland State Highway Administration	\$11,687,001	\$9,936,000	\$8,652,000	\$7,529,000	\$37,804,001
<b>TOTAL FUNDS</b>		<b>\$62,769,401</b>	<b>\$54,678,000</b>	<b>\$45,268,000</b>	<b>\$35,664,000</b>	<b>\$198,379,401</b>



# Transportation Improvement Program - FY 2021-2024

## Roadways Category

MPO ID	State ID	Project Title	Groupable?	Funding Data				Performance Meas Total	
				Phase	Fund Source	Prior	FY2021		FY2022
<b>W2014-01</b>	<b>WA2581</b>	<b>I-70 Interchange Improvements at MD 65</b>	<b>Non-Groupable</b>						
	ENG	STATE_MD_SHA		1,742,000	1	0	0	0	1,742,001
		<b>Total</b>		<b>1,742,000</b>	<b>1</b>	<b>0</b>	<b>0</b>	<b>0</b>	<b>1,742,001</b>
<b>W2014-09</b>	<b>WA3442</b>	<b>I-81 Phase I Reconstruction</b>	<b>Non-Groupable</b>						
	ENG	STATE_MD_SHA		2,102,000	0	0	0	0	2,102,000
	CON	NHPP		45,054,000	3,740,000	0	0	0	48,794,000
	CON	STATE_MD_SHA		13,074,000	1,260,000	0	0	0	14,334,000
		<b>Total</b>		<b>60,230,000</b>	<b>5,000,000</b>	<b>0</b>	<b>0</b>	<b>0</b>	<b>65,230,000</b>
<b>W2017-10</b>	<b>WA0921</b>	<b>I-81 Ph 2 &amp; 3 Hwy Reconstruction</b>	<b>Non-Groupable</b>						
	ENG	NHPP		3,056,000	612,000	102,000	0	0	3,770,000
	ENG	STATE_MD_SHA		4,435,000	279,000	46,000	0	0	4,760,000
		<b>Total</b>		<b>7,491,000</b>	<b>891,000</b>	<b>148,000</b>	<b>0</b>	<b>0</b>	<b>8,530,000</b>
<b>W2019-09</b>	<b>WA2451</b>	<b>I-70 MD 65 and CSX Bridges Rehabilitation</b>	<b>Non-Groupable</b>						
	ENG	STATE_MD_SHA		2,011,000	0	0	0	0	2,011,000
	CON	NHPP		5,739,000	5,721,000	6,584,000	5,049,000	2,546,000	25,639,000
	CON	STATE_MD_SHA		1,120,000	1,960,000	2,204,000	1,656,000	718,000	7,658,000
		<b>Total</b>		<b>8,870,000</b>	<b>7,681,000</b>	<b>8,788,000</b>	<b>6,705,000</b>	<b>3,264,000</b>	<b>35,308,000</b>





# Transportation Improvement Program - FY 2021-2024

## Roadways Category

MPO ID	State ID	Project Title	Groupable?	Funding Data					Performance Meas
				Phase	Fund Source	Prior	FY2021	FY2022	
<b>W2019-10</b>		<b>MD 63/MD 68 Resurfacing and Sidewalk Improvements</b>	<b>Non-Groupable</b>						
	ENG	FLAP		109,000	0	0	0	0	109,000
	ENG	LOCAL		22,000	8,000	0	0	0	30,000
	ENG	STATE		0	30,000	0	0	0	30,000
	ROW	FLAP		30,000	10,000	0	0	0	40,000
	ROW	LOCAL		7,000	3,000	0	0	0	10,000
	CON	FLAP		0	547,000	278,000	0	0	825,000
	CON	LOCAL		0	139,000	71,000	0	0	210,000
		<b>Total</b>		<b>168,000</b>	<b>737,000</b>	<b>349,000</b>	<b>0</b>	<b>0</b>	<b>1,254,000</b>
<b>W2021-01</b>	<b>n/a</b>	<b>Areawide Environmental Projects</b>	<b>Groupable</b>						
	ENG	FED		0	240,000	240,000	240,000	240,000	960,000
	ENG	STATE_MD_SHA		0	60,000	60,000	60,000	60,000	240,000
	ROW	FED		0	80,000	80,000	80,000	80,000	320,000
	ROW	STATE_MD_SHA		0	20,000	20,000	20,000	20,000	80,000
	CON	FED		0	3,600,000	3,600,000	2,000,000	2,000,000	11,200,000
	CON	STATE_MD_SHA		0	900,000	900,000	500,000	500,000	2,800,000
		<b>Total</b>		<b>0</b>	<b>4,900,000</b>	<b>4,900,000</b>	<b>2,900,000</b>	<b>2,900,000</b>	<b>15,600,000</b>



# Transportation Improvement Program - FY 2021-2024

## Roadways Category

MPO ID	State ID	Project Title	Groupable?	Funding Data				Performance Meas Total	
				Phase	Fund Source	Prior	FY2021		FY2022
<b>W2021-02</b>	<b>n/a</b>	<b>Areawide Safety &amp; Spot Improvements</b>	<b>Groupable</b>						
	ENG	FED		0	320,000	320,000	320,000	320,000	1,280,000
	ENG	STATE_MD_SHA		0	80,000	80,000	80,000	80,000	320,000
	ROW	FED		0	80,000	80,000	80,000	80,000	320,000
	ROW	STATE_MD_SHA		0	20,000	20,000	20,000	20,000	80,000
	CON	FED		0	8,070,000	6,000,000	6,000,000	6,000,000	26,070,000
	CON	STATE_MD_SHA		0	2,014,000	1,500,000	1,500,000	1,500,000	6,514,000
		<b>Total</b>		<b>0</b>	<b>10,584,000</b>	<b>8,000,000</b>	<b>8,000,000</b>	<b>8,000,000</b>	<b>34,584,000</b>
<b>W2021-03</b>	<b>n/a</b>	<b>Areawide Resurfacing &amp; Rehabilitation</b>	<b>Groupable</b>						
	ENG	FED		0	240,000	240,000	240,000	240,000	960,000
	ENG	STATE_MD_SHA		0	60,000	60,000	60,000	60,000	240,000
	ROW	FED		0	80,000	80,000	80,000	80,000	320,000
	ROW	STATE_MD_SHA		0	20,000	20,000	20,000	20,000	80,000
	CON	FED		0	9,600,000	9,600,000	7,200,000	7,200,000	33,600,000
	CON	STATE_MD_SHA		0	2,400,000	2,400,000	1,800,000	1,800,000	8,400,000
		<b>Total</b>		<b>0</b>	<b>12,400,000</b>	<b>12,400,000</b>	<b>9,400,000</b>	<b>9,400,000</b>	<b>43,600,000</b>
<b>W2021-04</b>	<b>n/a</b>	<b>Areawide Bridge Replacement &amp; Rehabilitation</b>	<b>Groupable</b>						
	ENG	FED		0	2,000,000	2,000,000	1,500,000	1,125,000	6,625,000
	ENG	STATE_MD_SHA		0	500,000	500,000	500,000	375,000	1,875,000
	ROW	FED		0	160,000	160,000	150,000	150,000	620,000
	ROW	STATE_MD_SHA		0	40,000	40,000	50,000	50,000	180,000
	CON	FED		0	4,800,000	4,800,000	4,500,000	4,500,000	18,600,000
	CON	STATE_MD_SHA		0	1,200,000	1,200,000	1,500,000	1,500,000	5,400,000
		<b>Total</b>		<b>0</b>	<b>8,700,000</b>	<b>8,700,000</b>	<b>8,200,000</b>	<b>7,700,000</b>	<b>33,300,000</b>



# Transportation Improvement Program - FY 2021-2024

## Roadways Category

MPO ID	State ID	Project Title	Groupable?	Funding Data				Performance Meas
				Phase	Fund Source	Prior	FY2021	
<b>W2021-05</b>	<b>n/a</b>	<b>Areawide Urban Reconstruction</b>	<b>Groupable</b>					
	ENG	FED	0	200,000	200,000	200,000	200,000	800,000
	ENG	STATE_MD_SHA	0	50,000	50,000	50,000	50,000	200,000
	ROW	FED	0	40,000	40,000	40,000	40,000	160,000
	ROW	STATE_MD_SHA	0	10,000	10,000	10,000	10,000	40,000
	CON	FED	0	600,000	600,000	600,000	600,000	2,400,000
	CON	STATE_MD_SHA	0	150,000	150,000	150,000	150,000	600,000
		<b>Total</b>	<b>0</b>	<b>1,050,000</b>	<b>1,050,000</b>	<b>1,050,000</b>	<b>1,050,000</b>	<b>4,200,000</b>
<b>W2021-06</b>	<b>n/a</b>	<b>Areawide Congestion Management</b>	<b>Groupable</b>					
	ENG	FED	0	440,000	440,000	440,000	440,000	1,760,000
	ENG	STATE_MD_SHA	0	110,000	110,000	110,000	110,000	440,000
	ROW	FED	0	40,000	40,000	40,000	40,000	160,000
	ROW	STATE_MD_SHA	0	10,000	10,000	10,000	10,000	40,000
	CON	FED	0	1,680,000	1,680,000	1,680,000	1,680,000	6,720,000
	CON	STATE_MD_SHA	0	420,000	420,000	420,000	420,000	1,680,000
		<b>Total</b>	<b>0</b>	<b>2,700,000</b>	<b>2,700,000</b>	<b>2,700,000</b>	<b>2,700,000</b>	<b>10,800,000</b>
<b>W2021-08</b>	<b>WA4431</b>	<b>I-70 Roadway and Bridge Improvements</b>	<b>Non-Groupable</b>					
	ENG	FED	0	496,000	542,000	542,000	301,000	1,881,000
	ENG	STATE_MD_SHA	0	124,000	136,000	136,000	76,000	472,000
		<b>Total</b>	<b>0</b>	<b>620,000</b>	<b>678,000</b>	<b>678,000</b>	<b>377,000</b>	<b>2,353,000</b>



# Transportation Improvement Program - FY 2021-2024

## Roadways Category

MPO ID	State ID	Project Title	Groupable?	Funding Data					Performance Meas Total	
				Phase	Fund Source	Prior	FY2021	FY2022		FY2023
<b>W2017-08</b>	<b>n/a</b>	<b>Eastern Blvd Widening Ph II</b>	<b>Non-Groupable</b>							
	ENG	EMRK			355,680	0	0	0	0	355,680
	ENG	LOCAL_WashCo			480,620	0	0	0	0	480,620
	CON	LOCAL_WashCo			1,855,000	0	400,000	2,581,000	0	4,836,000
		<b>Total</b>			<b>2,691,300</b>	<b>0</b>	<b>400,000</b>	<b>2,581,000</b>	<b>0</b>	<b>5,672,300</b>
<b>W2018-01</b>	<b>n/a</b>	<b>Halfway Boulevard Extended Ph 1 &amp; Ph 2</b>	<b>Non-Groupable</b>							
	ENG	LOCAL_WashCo			100,000	0	0	0	0	100,000
	CON	ARC			1,800,000	2,000,000	0	0	0	3,800,000
	CON	LOCAL_WashCo			1,173,000	0	400,000	500,000	0	2,073,000
		<b>Total</b>			<b>3,073,000</b>	<b>2,000,000</b>	<b>400,000</b>	<b>500,000</b>	<b>0</b>	<b>5,973,000</b>
<b>W2018-02</b>	<b>n/a</b>	<b>Professional Boulevard Extended - Phase 2</b>	<b>Non-Groupable</b>							
	ENG	LOCAL_WashCo			679,000	0	0	0	0	679,000
	CON	ARC			0	1,000,000	0	0	0	1,000,000
	CON	LOCAL_WashCo			0	3,130,000	0	0	0	3,130,000
		<b>Total</b>			<b>679,000</b>	<b>4,130,000</b>	<b>0</b>	<b>0</b>	<b>0</b>	<b>4,809,000</b>



# Transportation Improvement Program - FY 2021-2024

## Roadways Category

MPO ID	State ID	Project Title	Groupable?	Funding Data				Performance Meas Total
				Phase	Fund Source	Prior	FY2021	
<b>W2019-07</b>	<b>n/a</b>	<b>Local Federal Aid Projects</b>	<b>Groupable</b>					
	ENG	FA		1,360,000	264,000	0	0	1,624,000
	ENG	LOCAL_WashCo		340,000	66,000	0	0	406,000
	CON	FA		4,485,000	1,346,400	4,273,000	1,280,000	11,384,400
	CON	LOCAL_WashCo		1,519,000	337,000	1,068,000	320,000	3,244,000
		<b>Total</b>		<b>7,704,000</b>	<b>2,013,400</b>	<b>5,341,000</b>	<b>1,600,000</b>	<b>0</b>
<b>W2021-07</b>	<b>n/a</b>	<b>Wright Road Relocation</b>	<b>Non-Groupable</b>					
	ENG	LOCAL_WashCo		0	100,000	0	0	100,000
	CON	ARC		0	0	1,000,000	0	1,000,000
	CON	LOCAL_WashCo		0	0	173,000	954,000	1,400,000
		<b>Total</b>		<b>0</b>	<b>100,000</b>	<b>1,173,000</b>	<b>954,000</b>	<b>273,000</b>

**MEMORANDUM**

**TO:** DIRECTOR HEATHER MURPHY  
OFFICE OF PLANNING AND CAPITAL PROGRAMMING  
MARYLAND DEPARTMENT OF TRANSPORTATION (MDOT)

**ATTN:** REGIONAL PLANNER IAN BEAM  
REGIONAL PLANNING MANAGER TYSON BYRNE

**FROM:** CHIEF MATT BAKER *MB*  
REGIONAL AND INTERMODAL PLANNING DIVISION (RIPD)

**SUBJECT:** REQUEST FOR ADMINISTRATIVE MODIFICATION OF THE  
HAGERSTOWN/EASTERN PANHANDLE METROPOLITAN PLANNING  
ORGANIZATION (HEPMPO) FY 2021-2024 TRANSPORTATION  
IMPROVEMENT PROGRAM (TIP) AND NOTIFICATION OF THE FEDERAL  
HIGHWAY ADMINISTRATION (FHWA)

**DATE:** APRIL 14, 2021

**RESPONSE  
REQUESTED BY:** N/A

**PURPOSE OF MEMORANDUM**

To request the MDOT Office of Planning and Capital Programming request HEPMPO staff approve the following TIP administrative modifications and, upon HEPMPO approval, notify the FHWA Maryland Division of these administrative modifications.

**SUMMARY**

The MDOT State Highway Administration (MDOT SHA) hereby requests HEPMPO administratively modify the FY 2021-2024 HEPMPO TIP to reflect the following two actions.

TIP	PROJECT	PHASE	NEW FUNDING
W2021-02 MC #19-104 01/27/2021	Areawide Safety & Spot Improvements	PP/PE	\$400,000
W2021-04 MC #19-62 06/02/2020	Areawide Bridge Replacement & Rehabilitation	PP/PE	\$4,300,000

**ANALYSIS**

*Areawide Safety & Spot Improvements (HEPMPO W2021-02 MC #19-104 01/27/2021)* – This modification reflects the addition of \$400,000 to HEPMPO W2021-02 MC #19-104 01/27/2021 planning and engineering funding in the FY 2021-2024 HEPMPO TIP. This modification ensures the

Ms. Heather Murphy  
Page Two

FY 2021-2024 HEPMPO TIP reflects MDOT SHA's updated programmed safety and spot improvement expenditures and project schedules in FY 2021-2024. This project's total cost is increasing from \$34.2 million to \$34.6 million. Per the October 29, 2014 memorandum of understanding executed by MDOT and the Federal Highway Administration, this action is eligible to be processed as an administrative modification as HEPMPO W2021-02 MC #19-104 01/27/2021 is a \$10 million-plus project and this action constitutes an increase in total funding no greater than 20 percent of existing total project cost.

*Areawide Bridge Replacement & Rehabilitation (HEPMPO W2021-04 MC #19-62 06/02/2020)* – This modification reflects the addition of \$4,300,000 to HEPMPO W2021-04 MC #19-62 06/02/2020 planning and engineering funding in the FY 2021-2024 HEPMPO TIP. This modification ensures the FY 2021-2024 HEPMPO TIP reflects MDOT SHA's updated programmed bridge expenditures and project schedules in FY 2021-2024. This project's total cost is increasing from \$29 million to \$33 million. Per the 2014 MOU, this action is eligible to be processed as an administrative modification as HEPMPO W2021-04 MC #19-62 06/02/2020 is a \$10 million-plus project and this action constitutes an increase in total funding no greater than 20 percent of existing total project cost.

The attached Statewide TIP (STIP) reports document MDOT's requested modifications with respect to funding for the above projects. These requested actions will not impact scheduling or funding availability for other projects in the current STIP, which remains fiscally constrained. The modified funding does not affect the portion of federal funding programmed for transit or allocations of state aid to local jurisdictions in lieu of federal aid.

In addition, the Maryland Transportation Trust Fund (TTF) remains fiscally constrained. The TTF supports State transportation system operation and maintenance, MDOT administration, debt service, and capital projects. Semiannually, MDOT updates revenues and expenditures using two national forecasting companies' latest economic estimates. The MDOT published funding details in the FY 2021-2026 Consolidated Transportation Program (<http://www.mdot.maryland.gov/tso/Pages/Index.aspx?PageId=27>) and FY 2019-2022 Maryland STIP (<https://www.mdot.maryland.gov/tso/Pages/Index.aspx?PageId=117>).

Please modify the FY 2021-2024 HEPMPO TIP and FY 2019-2022 Maryland STIP to reflect the funding information provided in the attachments. If you have any questions, please contact Mr. Sean Varsolona, MDOT SHA Regional Planner, at 410-545-5672 or via email at [svarsolona@mdot.maryland.gov](mailto:svarsolona@mdot.maryland.gov).

## **ATTACHMENTS**

- FY 2021-2024 HEPMPO TIP project W2021-02 MC #19-104 01/27/2021 report
- FY 2019-2022 Maryland STIP project HEPMPO W2021-02 MC #19-104 01/27/2021 report
- FY 2021-2024 HEPMPO TIP project W2021-04 MC #19-62 06/02/2020 report
- FY 2019-2022 Maryland STIP project HEPMPO W2021-04 MC #19-62 06/02/2020 report

cc: Mr. Eric Beckett, Deputy Director, Office of Planning and Preliminary Engineering, MDOT SHA  
Anthony Crawford, P.E., District Engineer, District 6, MDOT SHA  
Mr. David Schlie, Assistant Regional Planner, RIPD, MDOT SHA  
Mr. Sean Varsolona, Regional Planner, RIPD, MDOT SHA

**HEPMPO Transportation Improvement Program  
FY 2021-2024  
Individual Project Sheets**

**Project Description**

<b>MPO ID:</b> W2021-02	<b>State:</b> Maryland	<b>County:</b> Washington	<b>Proj. Rev. #:</b> 2
<b>State ID:</b> n/a		<b>Federal ID:</b> n/a	
<b>Project Name:</b> Areawide Safety & Spot Improvements			

**Project Description:** Program to provide localized improvements to address safety and/or operational issues on MDOT SHA highways.

**Limits:** Areawide

**Remarks:** Added May 20, 2020. Modified January 27, 2021. Federal sources may include CMAQ, HSIP, NHPP, STBG, and/or others as deemed appropriate by MDOT.

**Project Funding Information**

**Schedule and Costs by Phase of Work**

**Total Cost: \$34,584.00 (thousands)**

Source	Prior	2021	2022	2023	2024	2025	2026
ENG		400.00	400.00	400.00	400.00		
ROW		100.00	100.00	100.00	100.00		
CON		10084.00	7500.00	7500.00	7500.00		
<b>Total</b>		<b>10584.00</b>	<b>8000.00</b>	<b>8000.00</b>	<b>8000.00</b>		

**Schedule and Costs by Funding Source**

**Total Cost: \$34,584.00 (thousands)**

Source	Prior	2021	2022	2023	2024	2025	2026
FEDERAL		8470.00	6400.00	6400.00	6400.00		
STATE		2114.00	1600.00	1600.00	1600.00		
<b>Total</b>		<b>10584.00</b>	<b>8000.00</b>	<b>8000.00</b>	<b>8000.00</b>		



**HEPMPO Transportation Improvement Program  
FY 2021-2024  
Individual Project Sheets**

**Project Description**

<b>MPO ID:</b> W2021-04	<b>State:</b> Maryland	<b>County:</b> Washington	<b>Proj. Rev. #:</b> 1
<b>State ID:</b> n/a		<b>Federal ID:</b> n/a	
<b>Project Name:</b> Areawide Bridge Replacement & Rehabilitation			

**Project Description:** Program to provide major upgrades to and maintenance of structures on MDOT SHA highways.

**Limits:** Areawide

**Remarks:** Added May 20, 2020. Federal sources may include NHPP, STP and/or others as deemed appropriate by MDOT.

**Project Funding Information**

**Schedule and Costs by Phase of Work**

**Total Cost: \$33,300.00 (thousands)**

Source	Prior	2021	2022	2023	2024	2025	2026
ENG		2500.00	2500.00	2000.00	1500.00		
ROW		200.00	200.00	200.00	200.00		
CON		6000.00	6000.00	6000.00	6000.00		
<b>Total</b>		<b>8700.00</b>	<b>8700.00</b>	<b>8200.00</b>	<b>7700.00</b>		

**Schedule and Costs by Funding Source**

**Total Cost: \$33,300.00 (thousands)**

Source	Prior	2021	2022	2023	2024	2025	2026
FEDERAL		6960.00	6960.00	6560.00	6160.00		
STATE		1740.00	1740.00	1640.00	1540.00		
<b>Total</b>		<b>8700.00</b>	<b>8700.00</b>	<b>8200.00</b>	<b>7700.00</b>		