

May 21, 2019

Mr. Gregory Murrill
Division Administrator
Attn: Dr. Kwame Arhin
Federal Highway Administration
Maryland Division
George H. Fallon Federal Building
31 Hopkins Plaza, Suite 1520
Baltimore MD 21201

Ms. Terry Garcia Crews
Regional Administrator
Attn: Mr. Ryan Long
Federal Transit Administration
1760 Market Street, Suite 500
Philadelphia PA 19103

Dear Mr. Murrill and Ms. Crews:

The Maryland Department of Transportation (MDOT) hereby modifies the Fiscal Year (FY) 2019 – 2022 Maryland Statewide Transportation Improvement Program (STIP) to reflect the following administrative modification to the highway portion of the Hagerstown Metropolitan Planning Organization (HEPMPO) FY 2019 – 2022 Transportation Improvement Program (TIP). The MDOT has designated this modification as Control #19-3.

This modification adds construction funding of \$4,000,000 to the Areawide Environmental category and \$2,000,000 to the Areawide Bridge Replacement and Rehabilitation category in the HEPMPO TIP. The MPO approvals and supporting documentation are attached.

Project Name	STIP #	TIP #	Funding Source	FY19-FY22 Net Federal Change (in 000's)
Areawide Environmental	W2019-01	W2019-01	Various	\$3,200
Areawide Bridge Replacement and Rehabilitation	W2019-03	W2019-03	Various	\$1,600

Mr. Gregory Murrill
Ms. Terry Garcia Crews
Page Two

The Maryland Statewide Transportation Improvement Program continues to be fiscally constrained.

Should you have additional questions or concerns, please contact Mr. Ian Beam at 410-865-1280, toll free 888-713-1414 or via e-mail at ibeam@mdot.state.md.us. Of course, please feel free to contact me directly.

Sincerely,

A handwritten signature in blue ink that reads "Tyson Byrne". The signature is fluid and cursive, with the first name "Tyson" and last name "Byrne" clearly distinguishable.

Tyson Byrne
Regional Planning Manager
Office of Planning and Capital Programming

Attachment

cc: Mr. Ian Beam, Regional Planner, OPCP, MDOT

MEMORANDUM

TO: DIRECTOR HEATHER MURPHY
 OFFICE OF PLANNING AND CAPITAL PROGRAMMING
 MARYLAND DEPARTMENT OF TRANSPORTATION (MDOT)

ATTN: REGIONAL PLANNER IAN BEAM
 REGIONAL PLANNING MANAGER TYSON BYRNE

FROM: CHIEF SAMANTHA BIDDLE *MB for CB*
 REGIONAL AND INTERMODAL PLANNING DIVISION

SUBJECT: REQUEST FOR ADMINISTRATIVE MODIFICATION OF THE
 HAGERSTOWN/ EASTERN PANHANDLE METROPOLITAN PLANNING
 ORGANIZATION (HEPMPO) FY 2019-2022 TRANSPORTATION
 IMPROVEMENT PROGRAM (TIP) AND NOTIFICATION OF THE FEDERAL
 HIGHWAY ADMINISTRATION (FHWA)

DATE: MAY 2, 2019

RESPONSE
REQUESTED BY: N/A

PURPOSE OF MEMORANDUM

To request the MDOT Office of Planning and Capital Programming request HEPMPO staff approve the following TIP administrative modifications and that upon HEPMPO approval, the MDOT Office of Planning and Capital Programming notify the FHWA Maryland Division of these administrative modifications.

SUMMARY

The MDOT State Highway Administration (MDOT SHA) is requesting HEPMPO administratively modify the FY 2019-2022 HEPMPO TIP to reflect the following:

TIP	Project	Phase	New Funding
W2019-01	Areawide Environmental Projects	CO	\$4,000,000
W2019-03	Areawide Resurface and Rehabilitation Projects	CO	\$2,000,000

ANALYSIS

Areawide Environmental Projects (HEPMPO W2019-01) – This modification reflects the addition of \$4,000,000 to FY 2019-2022 HEPMPO TIP construction funding for HEPMPO W2019-01. This modification ensures the FY 2019-2022 HEPMPO TIP reflects MDOT SHA’s updated programmed expenditures in FY 2019-2022. The total cost of this project will increase from \$21 million to \$25 million. Per the October 29, 2014 memorandum of understanding executed by MDOT and the Federal Highway Administration, this action is eligible to be processed as an administrative modification as HEPMPO W2019-01 is a \$10 million-plus project and this action constitutes an increase in total funding no greater than 20 percent of existing programmed funding.

Areawide Resurfacing and Rehabilitation (HEPMPO W2019-03) – This modification reflects the addition of \$2,000,000 to FY 2019-2022 HEPMPO TIP construction funding for HEPMPO W2019-03. This modification ensures the FY 2019-2022 HEPMPO TIP reflects MDOT SHA’s updated programmed expenditures in FY 2019-2022. The total cost of this project will increase from \$43 million to \$45 million. Per the 2014 MOU, this action is eligible to be processed as an administrative modification as HEPMPO W2019-03 is a \$10 million-plus project and this action constitutes an increase in total funding no greater than 20 percent of existing programmed funding.

The attached Statewide TIP (STIP) reports documents MDOT SHA’s modifications with respect to funding for the above projects. These actions do not impact scheduling or funding availability for other projects in the current STIP, which remains fiscally constrained. The modified funding does not affect the portion of federal funding programmed for transit or allocations of state aid to local jurisdictions in lieu of federal aid.

In addition, the Maryland Transportation Trust Fund (TTF) remains fiscally constrained. The TTF supports State transportation system operation and maintenance, MDOT administration, debt service, and capital projects. Semiannually, MDOT updates revenues and expenditures using two national forecasting companies’ latest economic estimates. The MDOT published funding details in the FY 2019-2024 Consolidated Transportation Program (<http://www.mdot.maryland.gov/newMDOT/Planning/CTP/Index.html>) and FY 2019-2022 Maryland STIP (http://www.mdot.maryland.gov/newMDOT/Planning/STIP_TIP/STIPandTIP.html#STIP).

Please be advised of these modifications to the FY 19-22 HEPMPO TIP and FY 19-22 Maryland STIP to reflect the funding information provided in the attachments. If you have any questions, please contact Mr. David Schlie, MDOT SHA Assistant Regional Planner, at 410-545-5674 or via email at dschlie@mdot.maryland.gov

ATTACHMENTS

- FY 2019-2022 HEPMPO TIP project W2019-01 report
- FY 2019-2022 Maryland STIP project W2019-01 report
- FY 2019-2022 HEPMPO TIP project W2019-03 report
- FY 2019-2022 Maryland STIP project W2019-03 report

Ms. Heather Murphy
Page Three

cc: Mr. Matt Baker, Assistant Chief, Regional and Intermodal Planning Division, MDOT SHA
Mr. Eric Beckett, Deputy Director, Office of Planning and Preliminary Engineering, MDOT SHA
Anthony Crawford, P.E., District Engineer, District 6, MDOT SHA
Mr. David Schlie, Assistant Regional Planner, MDOT SHA
Mr. Sean Varsolona, Regional Planner, MDOT SHA

**HEPMPO Transportation Improvement Program
FY 2019-2022
Individual Project Sheets**

Project Description

MPO ID: W2019-01	State: Maryland	County: Washington	Proj. Rev. #: 1
State ID: n/a		Federal ID: n/a	
Project Name: Areawide Environmental Projects			

Project Description: Program to provide environmental and aesthetic improvements on MDOT SHA highways.

Limits: Areawide

Remarks: Added: July 1, 2018; Federal sources may include NHPP, STP, TAP (TAP, SRTS, NRT), HSIP, and/or others as deemed appropriate by MDOT

Project Funding Information

Schedule and Costs by Phase of Work

Total Cost: \$25,175.00 (thousands)

Source	Prior	2019	2020	2021	2022	2023	2024
CO		9,375.00	7,000.00	4,500.00	2,500.00		
PE		300.00	200.00	200.00	200.00		
PP		150.00	150.00	100.00	100.00		
RW		150.00	100.00	100.00	100.00		
Total	0.00	9,975.00	7,400.00	4,900.00	2,900.00	0.00	0.00

Schedule and Costs by Funding Source

Total Cost: \$25,175.00 (thousands)

Source	Prior	2019	2020	2021	2022	2023	2024
FEDERAL		7,980.00	5,920.00	3,920.00	2,320.00		
STATE		1,995.00	1,480.00	980.00	580.00		
Total	0.00	9,975.00	7,400.00	4,900.00	2,900.00	0.00	0.00

**HEPMPO Transportation Improvement Program
FY 2019-2022
Individual Project Sheets**

Project Description

MPO ID: W2019-03	State: Maryland	County: Washington	Proj. Rev. #: 1
State ID: n/a		Federal ID: n/a	
Project Name: Areawide Resurfacing and Rehabilitation			

Project Description: Program to provide periodic resurfacing and upgrading or auxiliary features on MDOT SHA highways

Limits: Areawide

Remarks: Added: July 1, 2018; Federal sources may include NHPP, STP, TAP (TAP, SRTS, NRT), HSIP, and/or others as deemed appropriate by MDOT

Project Funding Information

Schedule and Costs by Phase of Work

Total Cost: \$ 42,800.00(thousands)

Source	Prior	2019	2020	2021	2022	2023	2024
CO		12,000.00	11,000.00	9,000.00	9,000.00		
PE		300.00	200.00	200.00	200.00		
PP		150.00	100.00	100.00	100.00		
RW		150.00	100.00	100.00	100.00		
Total	0.00	12,600.00	11,400.00	9,400.00	9,400.00	0.00	0.00

Schedule and Costs by Funding Source

Total Cost: \$42,800.00(thousands)

Source	Prior	2019	2020	2021	2022	2023	2024
FEDERAL		10,080.00	9,120.00	7,520.00	7,520.00		
STATE		2,520.00	2,280.00	1,880.00	1,880.00		
Total	0.00	12,600.00	11,400.00	9,400.00	9,400.00	0.00	0.00

MARYLAND STATEWIDE TIP FY 2019-2022

MDOT STIP # HEPMPO W2019-03

SUMMARY TABLE

Project	Amendment Criteria	Conformity Status	Environmental Status	Current Funding Level (000s)		Total
				Federal	State/Local	
Areawide Resurfacing and Rehabilitation	B	n/a	n/a	\$ 32,640	\$ 8,160	\$ 40,800
	Administration- MDOT SHA	Area/MPPO HEPMPO	CTP Page SHA-W4 FY 2019	Net Funding Change (000s) Federal	State/Local	Total
Description: Program to provide periodic resurfacing and upgrading or auxiliary features on MDOT SHA highways.				\$ 1,600	\$ 400	\$ 2,000

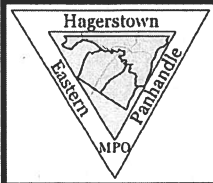
Justification: System preservation projects serve to keep MDOT SHA roadways and facilities in a state of good repair

INDIVIDUAL REQUEST FORM

STIP/TIP Amendment Criteria	Funding			Total
	FY 2019	FY 2020	FY 2021	
<input type="checkbox"/> A) Adds new individual projects to the current STIP				
<input checked="" type="checkbox"/> B) Increase/decrease, scope change, advance, delay, or phase change				
<input checked="" type="checkbox"/> C) Removes or deletes individual listed project from the STIP				
<input type="checkbox"/> D) Other				
MDOT MARYLAND DEPARTMENT OF TRANSPORTATION				

PHASE DETAIL

Current Phase Funding	FY 2019		FY 2020		FY 2021		FY 2022		TOTAL	
	Federal	State/Local	Federal	State/Local	Federal	State/Local	Federal	State/Local	Federal	State/Local
PP various	\$ 120	\$ 30	\$ 80	\$ 20	\$ 20	\$ 20	\$ 80	\$ 20	\$ 360	\$ 90
PE various	\$ 240	\$ 60	\$ 160	\$ 40	\$ 40	\$ 40	\$ 160	\$ 40	\$ 720	\$ 180
RW various	\$ 120	\$ 30	\$ 80	\$ 20	\$ 20	\$ 20	\$ 80	\$ 20	\$ 360	\$ 90
CO various	\$ 9,600	\$ 2,400	\$ 7,200	\$ 1,800	\$ 1,800	\$ 1,800	\$ 7,200	\$ 1,800	\$ 31,200	\$ 7,800
Other various	\$ -	\$ -	\$ -	\$ -	\$ -	\$ -	\$ -	\$ -	\$ -	\$ -
Total	\$ 10,080	\$ 2,520	\$ 7,520	\$ 1,880	\$ 1,880	\$ 1,880	\$ 7,520	\$ 1,880	\$ 32,640	\$ 8,160
Proposed Phase Funding	FY 2019		FY 2020		FY 2021		FY 2022		TOTAL	
	Federal	State/Local	Federal	State/Local	Federal	State/Local	Federal	State/Local	Federal	State/Local
PP various	\$ 120	\$ 30	\$ 80	\$ 20	\$ 20	\$ 20	\$ 80	\$ 20	\$ 360	\$ 90
PE various	\$ 240	\$ 60	\$ 160	\$ 40	\$ 40	\$ 40	\$ 160	\$ 40	\$ 720	\$ 180
RW various	\$ 120	\$ 30	\$ 80	\$ 20	\$ 20	\$ 20	\$ 80	\$ 20	\$ 360	\$ 90
CO various	\$ 9,600	\$ 2,400	\$ 7,200	\$ 1,800	\$ 1,800	\$ 1,800	\$ 7,200	\$ 1,800	\$ 31,200	\$ 7,800
Other various	\$ -	\$ -	\$ -	\$ -	\$ -	\$ -	\$ -	\$ -	\$ -	\$ -
Total	\$ 10,080	\$ 2,520	\$ 7,520	\$ 1,880	\$ 1,880	\$ 1,880	\$ 7,520	\$ 1,880	\$ 32,640	\$ 8,160
Change Phase Funding	FY 2019		FY 2020		FY 2021		FY 2022		TOTAL	
	Federal	State/Local	Federal	State/Local	Federal	State/Local	Federal	State/Local	Federal	State/Local
PP various	\$ -	\$ -	\$ -	\$ -	\$ -	\$ -	\$ -	\$ -	\$ -	\$ -
PE various	\$ -	\$ -	\$ -	\$ -	\$ -	\$ -	\$ -	\$ -	\$ -	\$ -
RW various	\$ -	\$ -	\$ -	\$ -	\$ -	\$ -	\$ -	\$ -	\$ -	\$ -
CO various	\$ -	\$ -	\$ 1,600	\$ 400	\$ -	\$ -	\$ -	\$ -	\$ 1,600	\$ 400
Other various	\$ -	\$ -	\$ -	\$ -	\$ -	\$ -	\$ -	\$ -	\$ -	\$ -
Total	\$ -	\$ -	\$ 1,600	\$ 400	\$ -	\$ -	\$ -	\$ -	\$ 1,600	\$ 400
TOTAL PROJECT COST										
Prior Cost (≤ FY 2018)										
Federal	\$ -	\$ -	\$ 34,240	Federal	\$ -	\$ -	\$ -	Federal	\$ -	\$ -
State/Local	\$ -	\$ -	\$ 8,560	State/Local	\$ -	\$ -	\$ -	State/Local	\$ -	\$ -
Total	\$ -	\$ -	\$ 42,800	Total	\$ -	\$ -	\$ -	Total	\$ -	\$ -
Balance to Complete (≥ FY 2023)										
Federal	\$ -	\$ -	\$ -	Federal	\$ -	\$ -	\$ -	Federal	\$ -	\$ -
State/Local	\$ -	\$ -	\$ -	State/Local	\$ -	\$ -	\$ -	State/Local	\$ -	\$ -
Total	\$ -	\$ -	\$ -	Total	\$ -	\$ -	\$ -	Total	\$ -	\$ -



Hagerstown/Eastern Panhandle Metropolitan Planning Organization
 33 W. Washington St., 4th Floor, Suite 402, Hagerstown, MD 21740
 Phone: 240-313-2080, Fax: 240-313-2084
 www.hepmo.net

May 20, 2019

Ms. Heather Murphy, Director
 Office of Planning and Capital Programming
 Maryland Department of Transportation
 7201 Corporate Center Drive
 P.O. Box 548
 Hanover, Maryland 21076

RE: HEPMPO FY 2019-2022 TIP Revision #10 - Approval

Dear Ms. Murphy:

Please be advised that the Hagerstown/Eastern Panhandle MPO, at their regularly scheduled meeting on May 15, 2019, was presented with the following adjustments which have been incorporated into the Maryland Department of Transportation – State Highway Administration portion of the FY 2019-2022 TIP:

MPO ID #	PROJECT NAME	CHANGE/ADDITION
ADJUSTMENTS		
W2019-01	Areawide Environmental Projects <i>(Washington County)</i>	Adjustment: Increase CON funding in FY 2020 to new total of \$7,000,000 (\$5,600,000 Federal; \$1,400,000 State) and increase CON funding in FY 2021 to new total of \$4,500,000 (\$3,600,000 Federal; \$900,000 State)
W2019-03	Areawide Resurfacing and Rehabilitation <i>(Washington County)</i>	Adjustment: Increase CON funding in FY 2020 to new total of \$11,000,000 (\$8,800,000 Federal; \$2,200,000 State)



Hagerstown/Eastern Panhandle Metropolitan Planning Organization

33 W. Washington St., 4th Floor, Suite 402, Hagerstown, MD 21740

Phone: 240-313-2080, Fax: 240-313-2084

www.hepmo.net

Enclosed are the updated summary sheets and financial summaries for the above adjustment. If you have any questions regarding this action, please contact Steve Thomas at 240-313-2080.

Sincerely,

Matthew Mullenax

HEPMPO Executive Director

Cc: Ian Beam, MDOT Office of Planning and Capital Programming
Sean Varsalona, MDOT SHA



Transportation Improvement Program - FY 2019-2022

Table 4-4: Washington County Total Costs by Federal and Matching Funds

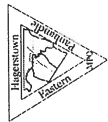
Fund Source	Funding Category	2019	2020	2021	2022	Total
Table 3-4: Washington County Total Costs by Federal and Matching Funds						
Federal	ARC - Appalachian Regional Commission Grant	\$4,000,000	\$3,000,000	\$0	\$0	\$7,000,000
Federal	FA - Federal Aid	\$848,000	\$1,253,000	\$704,000	\$800,000	\$3,605,000
Federal	FED - Federal - General	\$40,360,000	\$29,440,000	\$25,840,000	\$24,240,000	\$119,880,000
Federal	HP - High Priority (Earmark)	\$755,000	\$755,000	\$755,000	\$126,000	\$2,391,000
Non-Federal	LOCAL_WashCo - Local Funding - Washington County	\$2,388,000	\$4,686,000	\$875,000	\$200,000	\$8,149,000
Federal	NHPP - National Highway Performance Program	\$15,901,000	\$12,518,000	\$4,838,000	\$5,567,000	\$38,824,000
Federal	NPS - National Park Service Match	\$0	\$0	\$0	\$0	\$0
Non-Federal	STATE_MD_SHA - State Funding - Maryland State Highway Administration	\$15,851,000	\$11,652,000	\$8,038,000	\$7,665,000	\$43,206,000
TOTAL FUNDS		\$80,103,000	\$63,304,000	\$41,050,000	\$38,598,000	\$223,055,000



Transportation Improvement Program - FY 2019-2022

Roadways Category

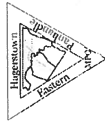
MPO ID	Phase	Project Title/ Fund Source	Prior	Funding Data					Total
				FY2019	FY2020	FY2021	FY2022		
W2014-09	WA3442	I-81 Phase I Reconstruction							
	CON	NHPP	13,607,000	8,706,000	0	0	0	35,259,000	
	CON	STATE_MD_SHA	5,014,000	3,208,000	0	0	0	12,992,000	
		Total	18,621,000	11,914,000	0	0	0	48,251,000	
W2016-01	n/a	Crayton Boulevard Extension							
	CON	ARC	0	0	0	0	0	1,000,000	
	CON	LOCAL_WashCo	800,000	251,000	0	0	0	1,139,000	
		Total	800,000	251,000	0	0	0	2,139,000	
W2017-08	n/a	Eastern Blvd Widening Ph II							
	CON	LOCAL_WashCo	0	2,359,000	297,000	0	0	3,436,000	
		Total	0	2,359,000	297,000	0	0	3,436,000	
W2017-10	WA0921	I-81 Ph 2 & 3 Hwy Reconstruction							
	ENG	HP	755,000	755,000	755,000	126,000	0	3,146,000	
	ENG	STATE_MD_SHA	213,000	213,000	213,000	34,000	0	886,000	
		Total	968,000	968,000	968,000	160,000	0	4,032,000	



Transportation Improvement Program - FY 2019-2022

Roadways Category

MPO ID	Phase	Project Title/ Fund Source	Prior	Funding Data					Total
				FY2019	FY2020	FY2021	FY2022		
W2017-11	n/a	Col HK Douglas Dr Extended Ph 1							
	CON	ARC	0	2,000,000	0	0	0	0	2,000,000
	CON	LOCAL_WashCo	0	550,000	0	0	0	0	550,000
		Total	0	2,550,000	0	0	0	0	2,550,000
W2018-01	n/a	Halfway Boulevard Extended Ph 1							
	ENG	LOCAL_WashCo	100,000	0	0	0	0	0	100,000
	CON	ARC	800,000	1,000,000	0	0	0	0	1,800,000
		Total	900,000	1,000,000	0	0	0	0	1,900,000
W2018-02	n/a	Professional Boulevard Extended - Phase 2							
	CON	ARC	0	0	1,000,000	0	0	0	1,000,000
	CON	LOCAL_WashCo	0	531,000	1,763,000	292,000	0	0	2,586,000
	CON	STATE	1,200,000	0	0	0	0	0	1,200,000
		Total	1,200,000	531,000	2,763,000	292,000	0	0	4,786,000



Transportation Improvement Program - FY 2019-2022

Roadways Category

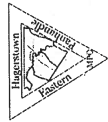
MPO ID	Phase	Project Title/ Fund Source	Prior	Funding Data					Total
				FY2019	FY2020	FY2021	FY2022		
W2019-01	n/a	Areawide Environmental Projects							
	ENG	FED	0	240,000	240,000	240,000	240,000	1,080,000	
	ENG	STATE_MD_SHA	0	60,000	60,000	60,000	60,000	270,000	
	ROW	FED	0	80,000	80,000	80,000	80,000	360,000	
	ROW	STATE_MD_SHA	0	30,000	20,000	20,000	20,000	90,000	
	CON	FED	0	7,500,000	3,600,000	3,600,000	2,000,000	18,700,000	
	CON	STATE_MD_SHA	0	1,875,000	1,400,000	900,000	500,000	4,675,000	
	Total		0	7,400,000	4,900,000	4,900,000	2,900,000	25,175,000	
W2019-02	n/a	Areawide Safety & Spot Improvements							
	ENG	FED	0	240,000	240,000	240,000	240,000	1,080,000	
	ENG	STATE_MD_SHA	0	60,000	60,000	60,000	60,000	270,000	
	ROW	FED	0	80,000	80,000	80,000	80,000	360,000	
	ROW	STATE_MD_SHA	0	30,000	20,000	20,000	20,000	90,000	
	CON	FED	0	9,000,000	6,000,000	6,000,000	6,000,000	27,000,000	
	CON	STATE_MD_SHA	0	2,250,000	1,500,000	1,500,000	1,500,000	6,750,000	
	Total		0	7,900,000	7,900,000	7,900,000	7,900,000	35,550,000	
W2019-03	n/a	Areawide Resurfacing & Rehabilitation							
	ENG	FED	0	240,000	240,000	240,000	240,000	1,080,000	
	ENG	STATE_MD_SHA	0	60,000	60,000	60,000	60,000	270,000	
	ROW	FED	0	80,000	80,000	80,000	80,000	360,000	
	ROW	STATE_MD_SHA	0	30,000	20,000	20,000	20,000	90,000	
	CON	FED	0	9,600,000	7,200,000	7,200,000	7,200,000	32,800,000	
	CON	STATE_MD_SHA	0	2,400,000	1,800,000	1,800,000	1,800,000	8,200,000	
	Total		0	11,400,000	9,400,000	9,400,000	9,400,000	42,800,000	



Transportation Improvement Program - FY 2019-2022

Roadways Category

MPO ID	Phase	Project Title/ Fund Source	Prior	Funding Data					Total
				FY2019	FY2020	FY2021	FY2022		
W2019-04	n/a	Areawide Bridge Replacement & Rehabilitation							
	ENG	FED	0	840,000	840,000	840,000	840,000	3,780,000	
	ENG	STATE_MD_SHA	0	315,000	210,000	210,000	210,000	945,000	
	ROW	FED	0	240,000	160,000	160,000	160,000	720,000	
	ROW	STATE_MD_SHA	0	60,000	40,000	40,000	40,000	180,000	
	CON	FED	0	6,400,000	4,800,000	4,800,000	4,800,000	20,800,000	
	CON	STATE_MD_SHA	0	1,600,000	1,200,000	1,200,000	1,200,000	5,200,000	
		Total	0	9,875,000	7,250,000	7,250,000	7,250,000	31,625,000	
W2019-05	n/a	Areawide Urban Reconstruction							
	ENG	FED	0	300,000	200,000	200,000	200,000	900,000	
	ENG	STATE_MD_SHA	0	75,000	50,000	50,000	50,000	225,000	
	ROW	FED	0	60,000	40,000	40,000	40,000	180,000	
	ROW	STATE_MD_SHA	0	15,000	10,000	10,000	10,000	45,000	
	CON	FED	0	2,400,000	600,000	600,000	600,000	4,200,000	
	CON	STATE_MD_SHA	0	600,000	150,000	150,000	150,000	1,050,000	
		Total	0	3,450,000	1,050,000	1,050,000	1,050,000	6,600,000	
W2019-06	n/a	Areawide Congestion Management							
	ENG	FED	0	300,000	200,000	200,000	200,000	900,000	
	ENG	STATE_MD_SHA	0	75,000	50,000	50,000	50,000	225,000	
	ROW	FED	0	60,000	40,000	40,000	40,000	180,000	
	ROW	STATE_MD_SHA	0	15,000	10,000	10,000	10,000	45,000	
	CON	FED	0	1,800,000	1,200,000	1,200,000	1,200,000	5,400,000	
	CON	STATE_MD_SHA	0	450,000	300,000	300,000	300,000	1,350,000	
		Total	0	2,700,000	1,800,000	1,800,000	1,800,000	8,100,000	



Transportation Improvement Program - FY 2019-2022

Roadways Category

MPO ID	Phase	Project Title/ Fund Source	Prior	Funding Data					Total
				FY2019	FY2020	FY2021	FY2022		
W2019-07	n/a	Local Federal Aid Projects							
	ENG	FA	1,132,000	0	0	0	0	1,132,000	
	ENG	LOCAL_WashCo	609,900	0	0	0	0	609,900	
	CON	FA	4,713,000	848,000	704,000	800,000	8,318,000		
	CON	LOCAL_WashCo	1,250,900	439,000	286,000	200,000	2,488,900		
		Total	7,705,800	1,287,000	1,566,000	990,000	1,000,000	12,548,800	
W2019-08	n/a	Halfway Boulevard Extension, Phase II							
	CON	ARC	0	0	2,000,000	0	0	2,000,000	
		Total	0	0	2,000,000	0	0	2,000,000	
W2019-09	WA2451	I-70 MD 65 and CSX Bridges Rehabilitation							
	ENG	STATE_MD_SHA	243,000	421,000	229,000	0	893,000		
	CON	NHPP	0	2,955,000	3,812,000	4,838,000	17,172,000		
	CON	STATE_MD_SHA	0	357,000	642,000	1,365,000	3,935,000		
		Total	243,000	3,733,000	4,683,000	6,203,000	7,138,000	22,000,000	