

November 7, 2023

Ms. Valeriya Remezova  
Division Administrator  
Attn: Jasmine Champion  
Federal Highway Administration  
Maryland Division  
George H. Fallon Federal Building  
31 Hopkins Plaza, Suite 1520  
Baltimore MD 21201

Ms. Terry Garcia Crews  
Regional Administrator  
Attn: Mr. Daniel Koenig  
Federal Transit Administration  
1835 Market Street, Suite 1910  
Philadelphia PA 19103

Dear Ms. Remezova and Ms. Crews:

The Maryland Department of Transportation (MDOT) requests the following amendment to the Maryland portion of the Hagerstown/Eastern Panhandle Area Metropolitan Planning Organization (HEPMPO) Fiscal Year (FY) 2023-2026 Transportation Improvement Program (TIP) for the new local projects as described below and in the attached memo.

MDOT has assigned Control #22-89 for this amendment to the STIP. This action reflects MDOT SHA's updated programmed expenditures for FY 2023 to FY 2026 with the addition of the new regionally significant projects.

<b>Project Name</b>	<b>STIP #</b>	<b>Funding Source</b>	<b>FY22-FY25 Net Federal Change (in 000's)</b>
Areawide Safety and Spot Improvements	W2023-02	Various	\$3,227
Areawide Resurfacing and Rehabilitation	W2023-03	Various	\$ 3,200
Areawide Bridge Rehabilitation and Replacement	W2023-04	Various	\$ 8,075

Ms. Valeriya Remezova  
Ms. Terry Garcia Crews  
Page Two

Areawide Congestion Management	W2023-06	Various	\$950
-----------------------------------	----------	---------	-------

The funds associated with these projects have not been previously encumbered. The addition of these funds will not impact scheduling or funding availability for other projects in the current STIP, which continues to be fiscally constrained. The cost does not affect the portion of the federal funding which was programmed for transit, or any allocations of state aid in lieu of federal aid to local jurisdictions.

If you have questions or need additional information, please contact Mr. Rashad Pinckney, Office of Planning and Capital Programming (OPCP) Regional Planner at 410-865-1280, or via email at [rpinkney@mdot.maryland.gov](mailto:rpinkney@mdot.maryland.gov) for assistance. Of course, please feel free to contact me directly.

Sincerely,



Tyson Byrne  
Regional Planning Manager  
Office of Planning and Capital Programming

cc: Mr. Rashad Pinckney, Regional Planner, OPCP, MDOT

# MARYLAND STATEWIDE TIP FY 2022-2025

MDOT STIP # HEPMPO W2023-02

## SUMMARY TABLE

Project	Amendment Criteria	Conformity Status	Environmental Status	Current Funding Level (000s)		
				Federal	State/Local	Total
Areawide Safety and Spot Improvements	B	n/a	n/a	\$ 33,173	\$ 3,727	\$ 36,900
				Net Funding Change (000s)		
	Administration	Area/MPO	CTP Page	Federal	State/Local	Total
Description: Program to provide localized improvements to address safety and/or operational issues on MDOT SHA highways.			MDOT SHA	HEPMPO	n/a	\$ 3,227 \$ 173 \$ 3,400
Justification: Improvements to MDOT SHA roadways.						

## INDIVIDUAL REQUEST FORM

STIP/TIP Amendment Criteria	Funding	FY 2022	FY 2023	FY 2024	FY 2025	Total
		<input type="checkbox"/> A) Adds new individual projects to the current STIP <input checked="" type="checkbox"/> B) Increase/decrease, scope change, advance, delay, or phase change <input type="checkbox"/> C) Removes or deletes individual listed project from the STIP <input type="checkbox"/> D) Other	Current (000s)	<b>Total \$ 12,900</b>	<b>Total \$ 9,000</b>	<b>Total \$ 9,000</b>
	Federal	\$ 10,320	\$ 8,570	\$ 8,570	\$ 5,713	\$ 33,173
	State/Local	\$ 2,580	\$ 430	\$ 430	\$ 287	\$ 3,727
	Proposed (000s)	<b>Total \$ 12,900</b>	<b>Total \$ 9,000</b>	<b>Total \$ 12,400</b>	<b>Total \$ 6,000</b>	<b>Total \$ 40,300</b>
	Federal	\$ 10,320	\$ 8,570	\$ 11,797	\$ 5,713	\$ 36,400
	State/Local	\$ 2,580	\$ 430	\$ 603	\$ 287	\$ 3,900
	Change (000s)	<b>Total \$ -</b>	<b>Total \$ -</b>	<b>Total \$ 3,400</b>	<b>Total \$ -</b>	<b>Total \$ 3,400</b>
	Federal	\$ -	\$ -	\$ 3,227	\$ -	\$ 3,227
	State/Local	\$ -	\$ -	\$ 173	\$ -	\$ 173



## PHASE DETAIL

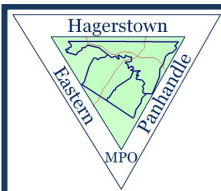
Current	FY 2022		FY 2023		FY 2024		FY 2025		TOTAL			
	Phase	Funding	Federal	State/Local	Federal	State/Local	Federal	State/Local	Federal	State/Local	Total	
ENG		\$ 240	\$ 60	\$ 1,333	\$ 67	\$ 1,333	\$ 67	\$ 857	\$ 43	\$ 3,763	\$ 237	\$ 4,000
RW		\$ 80	\$ 20	\$ 95	\$ 5	\$ 95	\$ 5	\$ 95	\$ 5	\$ 365	\$ 35	\$ 400
CO		\$ 10,000	\$ 2,500	\$ 7,142	\$ 358	\$ 7,142	\$ 358	\$ 4,761	\$ 239	\$ 29,045	\$ 3,455	\$ 32,500
Other		\$ -	\$ -	\$ -	\$ -	\$ -	\$ -	\$ -	\$ -	\$ -	\$ -	\$ -
<b>Total</b>		<b>\$ 10,320</b>	<b>\$ 2,580</b>	<b>\$ 8,570</b>	<b>\$ 430</b>	<b>\$ 8,570</b>	<b>\$ 430</b>	<b>\$ 5,713</b>	<b>\$ 287</b>	<b>\$ 33,173</b>	<b>\$ 3,727</b>	<b>\$ 36,900</b>

Proposed	FY 2022		FY 2023		FY 2024		FY 2025		TOTAL			
	Phase	Funding	Federal	State/Local	Federal	State/Local	Federal	State/Local	Federal	State/Local	Total	
ENG		\$ 240	\$ 60	\$ 1,333	\$ 67	\$ 1,710	\$ 90	\$ 857	\$ 43	\$ 4,140	\$ 260	\$ 4,400
RW		\$ 80	\$ 20	\$ 95	\$ 5	\$ 95	\$ 5	\$ 95	\$ 5	\$ 365	\$ 35	\$ 400
CO		\$ 10,000	\$ 2,500	\$ 7,142	\$ 358	\$ 9,992	\$ 508	\$ 4,761	\$ 239	\$ 31,895	\$ 3,605	\$ 35,500
Other		\$ -	\$ -	\$ -	\$ -	\$ -	\$ -	\$ -	\$ -	\$ -	\$ -	\$ -
<b>Total</b>		<b>\$ 10,320</b>	<b>\$ 2,580</b>	<b>\$ 8,570</b>	<b>\$ 430</b>	<b>\$ 11,797</b>	<b>\$ 603</b>	<b>\$ 5,713</b>	<b>\$ 287</b>	<b>\$ 36,400</b>	<b>\$ 3,900</b>	<b>\$ 40,300</b>

Change	FY 2022		FY 2023		FY 2024		FY 2025		TOTAL			
	Phase	Funding	Federal	State/Local	Federal	State/Local	Federal	State/Local	Federal	State/Local	Total	
ENG		\$ -	\$ -	\$ -	\$ -	\$ 377	\$ 23	\$ -	\$ -	\$ 377	\$ 23	\$ 400
RW		\$ -	\$ -	\$ -	\$ -	\$ -	\$ -	\$ -	\$ -	\$ -	\$ -	\$ -
CO		\$ -	\$ -	\$ -	\$ -	\$ 2,850	\$ 150	\$ -	\$ -	\$ 2,850	\$ 150	\$ 3,000
Other		\$ -	\$ -	\$ -	\$ -	\$ -	\$ -	\$ -	\$ -	\$ -	\$ -	\$ -
<b>Total</b>		<b>\$ -</b>	<b>\$ -</b>	<b>\$ -</b>	<b>\$ -</b>	<b>\$ 3,227</b>	<b>\$ 173</b>	<b>\$ -</b>	<b>\$ -</b>	<b>\$ 3,227</b>	<b>\$ 173</b>	<b>\$ 3,400</b>

## TOTAL PROJECT COST

Prior Cost (≤ FY 2021)	STIP Cost (FY 2022-2025)		Balance to Complete (≥ FY 2026)		Total Project Cost	
Federal	\$ -	Federal \$ 36,400	Federal \$ 5,713	Federal \$ -	Federal \$ 42,113	
State/Local	\$ -	State/Local \$ 3,900	State/Local \$ 287	State/Local \$ -	State/Local \$ 4,187	
<b>Total</b>	<b>\$ -</b>	<b>Total \$ 40,300</b>	<b>Total \$ 6,000</b>	<b>Total \$ -</b>	<b>Total \$ 46,300</b>	



## Hagerstown/Eastern Panhandle Metropolitan Planning Organization

33 W. Washington St., 4th Floor, Suite 402, Hagerstown, MD 21740

Phone: 240-313-2080, Fax: 240-313-2084

www.hepmpo.net

October 18, 2023

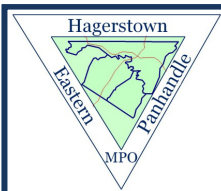
Ms. Heather Murphy, Director  
 Office of Planning and Capital Programming  
 Maryland Department of Transportation  
 7201 Corporate Center Drive  
 P.O. Box 548  
 Hanover, Maryland 21076

RE: HEPMPO FY 2023-2026 TIP Revision #6 - Approval

Dear Ms. Murphy:

Please be advised that the Interstate Council (ISC) was presented with and acted on the listed amendments at their regular meeting on October 18, 2023. These changes will be incorporated into the Maryland Portion of the FY 2023-2026 TIP:

MPO ID #	PROJECT NAME	CHANGE/ADDITION
<b><u>AMENDMENT</u></b>		
W2023-02	Areawide Safety & Spot Improvements <i>(Washington County)</i>	<b><u>Amendment:</u></b> <ul style="list-style-type: none"> <li>- Increase FY2024 ENG to \$1,800,000 (\$1,170,000 Federal; \$90,000 State).</li> <li>- Increase FY2024 CON to \$10,500,000 (\$9,992,000 Federal; \$508,000 State).</li> </ul>
W2023-03	Areawide Resurfacing and Rehabilitation <i>(Washington County)</i>	<b><u>Amendment:</u></b> <ul style="list-style-type: none"> <li>- Increase FY2024 CON to \$20,000,000 (\$16,000,000 Federal; \$4,000,000 State).</li> </ul>
W2023-04	Areawide Bridge Replacement & Rehabilitation <i>(Washington County)</i>	<b><u>Amendment:</u></b> <ul style="list-style-type: none"> <li>- Increase FY2024 ENG to \$4,800,000 (\$4,560,000 Federal; \$240,000 State).</li> <li>- Increase FY2025 ENG to \$4,800,000 (\$4,560,000 Federal; \$240,000 State).</li> <li>- Increase FY2024 CON to \$10,000,000 (\$9,500,000 Federal; \$500,000 State).</li> <li>- Increase FY2025 CON to \$7,500,000 (\$7,125,000 Federal; \$375,000 State).</li> </ul>



**Hagerstown/Eastern Panhandle Metropolitan Planning Organization**

33 W. Washington St., 4th Floor, Suite 402, Hagerstown, MD 21740

Phone: 240-313-2080, Fax: 240-313-2084

www.hepmo.net

<b>W2023-06</b>	<b>Areawide Congestion Management</b> <i>(Washington County)</i>	<b><u>Amendment:</u></b> - <b>Increase FY2024 CON to \$2,500,000</b> <b>(\$2,378,000 Federal; \$122,000 State).</b>
-----------------	---	---

Enclosed you will find the updated summary sheets, financial summaries, and amendment for these projects. If you have any questions regarding this action, please contact me at 240-313-2081.

Sincerely,

Matthew Mullenax

HEPMPO Executive Director

Cc: Tyson Byrne, MDOT Office of Planning and Capital Programming  
Sean Varsalona, MDOT SHA



# Transportation Improvement Program - FY 2023-2026

Table 4-6: Washington County Total Costs by Federal and Matching Funds

Fund Source	Funding Category	2023	2024	2025	2026	Total
<b>Table 3-6: Washington County Total Costs by Federal and Matching Funds</b>						
Federal	5310 - Section 5310 - Transit	\$0	\$1,126,380	\$0	\$1,126,380	\$2,252,760
Federal	ARC - Appalachian Regional Commission Grant	\$0	\$4,800,000	\$0	\$0	\$4,800,000
Federal	FA - Federal Aid - Local	\$400,000	\$6,251,920	\$3,831,200	\$1,520,000	\$12,003,120
Federal	FED - Federal - General	\$39,487,000	\$52,166,000	\$41,392,000	\$9,360,000	\$142,405,000
Federal	FLTP - Federal Lands Transportation Program	\$382,700	\$0	\$0	\$0	\$382,700
Non-Federal	LOCAL_WashCo - Local Funding - Washington County	\$2,500,000	\$5,097,980	\$2,881,000	\$3,302,000	\$13,780,980
Non-Federal	LOCAL_WCT - Local Funding - Washington County Transit	\$0	\$0	\$0	\$281,595	\$281,595
Federal	NHPP - National Highway Performance Program	\$22,276,000	\$20,841,000	\$27,889,000	\$2,850,000	\$73,856,000
Federal	NPS - National Park Service Match	\$30,000	\$0	\$0	\$0	\$30,000
Non-Federal	STATE_MD_SHA - State Funding - Maryland State Highway Administration	\$4,788,001	\$8,124,000	\$7,023,000	\$2,490,000	\$22,425,001
<b>TOTAL FUNDS</b>		<b>\$69,863,701</b>	<b>\$98,407,280</b>	<b>\$83,016,200</b>	<b>\$20,929,975</b>	<b>\$272,217,156</b>



# Transportation Improvement Program - FY 2023-2026

## Roadways Category

MPO ID	State ID	Project Title	Groupable?	Funding Data					Performance Meas Total
				Phase	Fund Source	Prior	FY2023	FY2024	
<b>W2014-01</b>	<b>WA2581</b>	<b>I-70 Interchange Improvements at MD 65</b>	<b>Non-Groupable</b>						
	ENG	STATE_MD_SHA		1,815,000	1	0	0	0	1,815,001
		<b>Total</b>		<b>1,815,000</b>	<b>1</b>	<b>0</b>	<b>0</b>	<b>0</b>	<b>1,815,001</b>
<b>W2017-08</b>	<b>n/a</b>	<b>Eastern Blvd Widening Ph II</b>	<b>Non-Groupable</b>						
	ENG	EMRK		355,680	0	0	0	0	355,680
	ENG	LOCAL_WashCo		480,620	0	0	0	0	480,620
	CON	LOCAL_WashCo		1,855,000	0	385,000	1,274,000	2,422,000	5,936,000
		<b>Total</b>		<b>2,691,300</b>	<b>0</b>	<b>385,000</b>	<b>1,274,000</b>	<b>2,422,000</b>	<b>6,772,300</b>
<b>W2017-10</b>	<b>WA0921</b>	<b>I-81 Ph 2 &amp; 3 Hwy Reconstruction</b>	<b>Non-Groupable</b>						
	ENG	NHPP		3,526,000	2,597,000	433,000	0	0	6,556,000
	ENG	STATE_MD_SHA		3,346,000	699,000	116,000	0	0	4,161,000
		<b>Total</b>		<b>6,872,000</b>	<b>3,296,000</b>	<b>549,000</b>	<b>0</b>	<b>0</b>	<b>10,717,000</b>
<b>W2018-01</b>	<b>n/a</b>	<b>Halfway Boulevard Extended Ph 1 &amp; Ph 2</b>	<b>Non-Groupable</b>						
	ENG	LOCAL_WashCo		100,000	0	0	0	0	100,000
	CON	ARC		0	0	3,800,000	0	0	3,800,000
	CON	LOCAL_WashCo		1,573,000	1,000,000	3,000,000	0	0	5,573,000
		<b>Total</b>		<b>1,673,000</b>	<b>1,000,000</b>	<b>6,800,000</b>	<b>0</b>	<b>0</b>	<b>9,473,000</b>



# Transportation Improvement Program - FY 2023-2026

## Roadways Category

MPO ID	State ID	Project Title	Phase	Fund Source	Funding Data				Performance Meas Total
					Prior	FY2023	FY2024	FY2025	
<b>W2019-07</b>	<b>n/a</b>	<b>Local Federal Aid Projects</b>						<b>Groupable</b>	
	ENG	FA		1,900,000	400,000	200,000	0	0	2,500,000
	ENG	LOCAL_WashCo		475,000	100,000	75,000	0	0	650,000
	CON	FA		1,120,000	0	6,051,920	3,831,200	1,520,000	12,523,120
	CON	LOCAL_WashCo		280,000	0	1,512,980	957,000	380,000	3,129,980
		<b>Total</b>		<b>3,775,000</b>	<b>500,000</b>	<b>7,839,900</b>	<b>4,788,200</b>	<b>1,900,000</b>	<b>18,803,100</b>
<b>W2019-09</b>	<b>WA2451</b>	<b>I-70 MD 65 and CSX Bridges Rehabilitation</b>						<b>Non-Groupable</b>	
	CON	NHPP		6,584,000	8,981,000	0	0	0	15,565,000
	CON	STATE_MD_SHA		2,204,000	602,000	0	0	0	2,806,000
		<b>Total</b>		<b>8,788,000</b>	<b>9,583,000</b>	<b>0</b>	<b>0</b>	<b>0</b>	<b>18,371,000</b>
<b>W2019-10</b>		<b>MD 63/MD 68 Resurfacing and Sidewalk Improvements</b>						<b>Non-Groupable</b>	
	CON	FLAP		0	493,000	492,000	0	0	985,000
	CON	LOCAL		0	13,000	13,000	0	0	26,000
	CON	STATE_MD_SHA		0	52,000	52,000	0	0	104,000
		<b>Total</b>		<b>0</b>	<b>558,000</b>	<b>557,000</b>	<b>0</b>	<b>0</b>	<b>1,115,000</b>





# Transportation Improvement Program - FY 2023-2026

## Roadways Category

MPO ID	State ID	Project Title	Phase	Fund Source	Funding Data				Performance Meas	
					Prior	FY2023	FY2024	FY2025		FY2026
<b>W2021-07</b>	<b>n/a</b>	<b>Wright Road Relocation</b>						<b>Non-Groupable</b>		
	CON	ARC			0	0	1,000,000	0	0	1,000,000
	CON	LOCAL_WashCo			173,000	1,400,000	125,000	650,000	500,000	2,848,000
		<b>Total</b>			<b>173,000</b>	<b>1,400,000</b>	<b>1,125,000</b>	<b>650,000</b>	<b>500,000</b>	<b>3,848,000</b>
<b>W2021-08</b>	<b>WA4431</b>	<b>I-70 Roadway and Bridge Improvements</b>						<b>Non-Groupable</b>	<b>PM2</b>	
	ENG	NHPP			188,000	285,000	166,000	0	0	639,000
	ENG	STATE_MD_SHA			16,000	0	0	0	0	16,000
	ROW	NHPP			69,000	67,000	0	0	0	136,000
	ROW	STATE_MD_SHA			16,000	16,000	0	0	0	32,000
	CON	NHPP			298,000	457,000	0	12,296,000	0	13,051,000
	CON	STATE_MD_SHA			10,000	6,000	142,000	616,000	0	774,000
		<b>Total</b>			<b>597,000</b>	<b>831,000</b>	<b>308,000</b>	<b>12,912,000</b>	<b>0</b>	<b>14,648,000</b>
<b>W2022-01</b>		<b>Pavement Preservation, Burnside Bridge Trail, and Sherrick Run Bridge</b>						<b>Non-Groupable</b>		
	ENG	FLTP			50,000	362,700	0	0	0	412,700
	ENG	NPS			0	30,000	0	0	0	30,000
	CON	FLTP			2,288,905	0	0	0	0	2,288,905
		<b>Total</b>			<b>2,338,905</b>	<b>392,700</b>	<b>0</b>	<b>0</b>	<b>0</b>	<b>2,731,605</b>



# Transportation Improvement Program - FY 2023-2026

## Roadways Category

MPO ID	State ID	Project Title	Groupable?	Funding Data					Performance Meas
				Phase	Fund Source	Prior	FY2023	FY2024	
<b>W2022-02</b>		<b>Repair 3 Bridges</b>	<b>Non-Groupable</b>						
	ENG	FLTP			235,000	20,000	0	0	255,000
	CON	FLTP			1,695,000	0	0	0	1,695,000
		<b>Total</b>			<b>1,930,000</b>	<b>20,000</b>	<b>0</b>	<b>0</b>	<b>1,950,000</b>
<b>W2022-03</b>	<b>WA2631</b>	<b>US 522 Eastbound I-70 Bridge Replacement</b>	<b>Non-Groupable</b>						<b>PM2</b>
	ENG	NHPP			143,000	342,000	256,000	0	741,000
	ENG	STATE_MD_SHA			15,000	9,000	8,000	0	32,000
		<b>Total</b>			<b>158,000</b>	<b>351,000</b>	<b>264,000</b>	<b>0</b>	<b>773,000</b>
<b>W2022-04</b>	<b>WA4511</b>	<b>I-70 Crystal Falls Drive Bridges Replacement</b>	<b>Non-Groupable</b>						<b>PM2</b>
	ENG	NHPP			457,000	0	0	0	457,000
	ENG	STATE_MD_SHA			29,000	0	0	0	29,000
	CON	NHPP			0	8,617,000	10,389,000	6,790,000	25,796,000
	CON	STATE_MD_SHA			0	432,000	494,000	324,000	1,250,000
		<b>Total</b>			<b>486,000</b>	<b>9,049,000</b>	<b>10,883,000</b>	<b>7,114,000</b>	<b>27,532,000</b>



# Transportation Improvement Program - FY 2023-2026

## Roadways Category

MPO ID	State ID	Project Title	Funding Data					Groupable?	Performance Meas
			Phase	Fund Source	Prior	FY2023	FY2024	FY2025	FY2026
<b>W2022-05</b>	<b>WA4611</b>	<b>I-68 Creek Road Bridges Replacement</b>						<b>Non-Groupable</b>	<b>PM2</b>
	ENG	NHPP	176,000	221,000	332,000	0	0		729,000
	ENG	STATE_MD_SHA	27,000	39,000	57,000	0	0		123,000
	CON	NHPP	0	0	7,346,000	8,803,000	2,850,000		18,999,000
	CON	STATE_MD_SHA	0	0	387,000	464,000	150,000		1,001,000
		<b>Total</b>	<b>203,000</b>	<b>260,000</b>	<b>8,122,000</b>	<b>9,267,000</b>	<b>3,000,000</b>		<b>20,852,000</b>
<b>W2022-06</b>	<b>WA8971</b>	<b>MD 56 Toms Run Bridge Replacement</b>						<b>Non-Groupable</b>	<b>PM2</b>
	ENG	STATE_MD_SHA	51,000	108,000	54,000	0	0		213,000
	ROW	STATE_MD_SHA	77,000	11,000	11,000	11,000	0		110,000
	CON	STATE_MD_SHA	8,000	853,000	661,000	0	0		1,522,000
		<b>Total</b>	<b>136,000</b>	<b>972,000</b>	<b>726,000</b>	<b>11,000</b>	<b>0</b>		<b>1,845,000</b>
<b>W2023-01</b>	<b>n/a</b>	<b>Areawide Environmental Projects</b>						<b>Groupable</b>	
	ENG	FED	240,000	381,000	381,000	333,000	0		1,335,000
	ENG	STATE_MD_SHA	60,000	19,000	19,000	17,000	0		115,000
	ROW	FED	80,000	95,000	95,000	95,000	0		365,000
	ROW	STATE_MD_SHA	20,000	5,000	5,000	5,000	0		35,000
	CON	FED	3,600,000	4,285,000	4,285,000	2,428,000	0		14,598,000
	CON	STATE_MD_SHA	900,000	215,000	215,000	122,000	0		1,452,000
		<b>Total</b>	<b>4,900,000</b>	<b>5,000,000</b>	<b>5,000,000</b>	<b>3,000,000</b>	<b>0</b>		<b>17,900,000</b>



# Transportation Improvement Program - FY 2023-2026

## Roadways Category

MPO ID	State ID	Project Title	Phase	Fund Source	Funding Data				Performance Meas Total
					Prior	FY2023	FY2024	FY2025	
<b>W2023-02</b>	<b>n/a</b>	<b>Areawide Safety &amp; Spot Improvements</b>						<b>Groupable</b>	
	ENG	FED		240,000	1,333,000	1,170,000	857,000	0	3,600,000
	ENG	STATE_MD_SHA		60,000	67,000	90,000	43,000	0	260,000
	ROW	FED		80,000	95,000	95,000	95,000	0	365,000
	ROW	STATE_MD_SHA		20,000	5,000	5,000	5,000	0	35,000
	CON	FED		10,000,000	7,142,000	9,992,000	4,761,000	0	31,895,000
	CON	STATE_MD_SHA		2,500,000	358,000	508,000	239,000	0	3,605,000
		<b>Total</b>		<b>12,900,000</b>	<b>9,000,000</b>	<b>11,860,000</b>	<b>6,000,000</b>	<b>0</b>	<b>39,760,000</b>
<b>W2023-03</b>	<b>n/a</b>	<b>Areawide Resurfacing &amp; Rehabilitation</b>						<b>Groupable</b>	
	ENG	FED		240,000	1,805,000	1,520,000	1,520,000	1,280,000	6,365,000
	ENG	STATE_MD_SHA		60,000	95,000	380,000	380,000	320,000	1,235,000
	ROW	FED		80,000	95,000	95,000	95,000	80,000	445,000
	ROW	STATE_MD_SHA		20,000	5,000	5,000	5,000	20,000	55,000
	CON	FED		14,400,000	9,523,000	16,000,000	16,000,000	8,000,000	63,923,000
	CON	STATE_MD_SHA		3,600,000	477,000	4,000,000	4,000,000	2,000,000	14,077,000
		<b>Total</b>		<b>18,400,000</b>	<b>12,000,000</b>	<b>22,000,000</b>	<b>22,000,000</b>	<b>11,700,000</b>	<b>86,100,000</b>
<b>W2023-04</b>	<b>n/a</b>	<b>Areawide Bridge Replacement &amp; Rehabilitation</b>						<b>Groupable</b>	
	ENG	FED		840,000	4,085,000	4,560,000	4,560,000	0	14,045,000
	ENG	STATE_MD_SHA		210,000	215,000	240,000	240,000	0	905,000
	ROW	FED		160,000	190,000	190,000	190,000	0	730,000
	ROW	STATE_MD_SHA		40,000	10,000	10,000	10,000	0	70,000
	CON	FED		4,800,000	7,125,000	9,500,000	7,125,000	0	28,550,000
	CON	STATE_MD_SHA		1,200,000	375,000	500,000	375,000	0	2,450,000
		<b>Total</b>		<b>7,250,000</b>	<b>12,000,000</b>	<b>15,000,000</b>	<b>12,500,000</b>	<b>0</b>	<b>46,750,000</b>



# Transportation Improvement Program - FY 2023-2026

## Roadways Category

MPO ID	State ID	Project Title	Phase	Fund Source	Funding Data				Groupable?	Performance Meas
					Prior	FY2023	FY2024	FY2025		
<b>W2023-05</b>	<b>n/a</b>	<b>Areawide Urban Reconstruction</b>						<b>Groupable</b>		
	ENG	FED		200,000	190,000	190,000	190,000	0	770,000	
	ENG	STATE_MD_SHA		50,000	10,000	10,000	10,000	0	80,000	
	ROW	FED		40,000	48,000	48,000	48,000	0	184,000	
	ROW	STATE_MD_SHA		10,000	2,000	2,000	2,000	0	16,000	
	CON	FED		600,000	714,000	714,000	714,000	0	2,742,000	
	CON	STATE_MD_SHA		150,000	36,000	36,000	36,000	0	258,000	
		<b>Total</b>		<b>1,050,000</b>	<b>1,000,000</b>	<b>1,000,000</b>	<b>1,000,000</b>	<b>0</b>	<b>4,050,000</b>	
<b>W2023-06</b>	<b>n/a</b>	<b>Areawide Congestion Management</b>						<b>Groupable</b>		
	ENG	FED		440,000	905,000	905,000	905,000	0	3,155,000	
	ENG	STATE_MD_SHA		110,000	45,000	45,000	45,000	0	245,000	
	ROW	FED		40,000	48,000	48,000	48,000	0	184,000	
	ROW	STATE_MD_SHA		10,000	2,000	2,000	2,000	0	16,000	
	CON	FED		2,000,000	1,428,000	2,378,000	1,428,000	0	7,234,000	
	CON	STATE_MD_SHA		500,000	72,000	122,000	72,000	0	766,000	
		<b>Total</b>		<b>3,100,000</b>	<b>2,500,000</b>	<b>3,500,000</b>	<b>2,500,000</b>	<b>0</b>	<b>11,600,000</b>	
<b>W2023-07</b>	<b>WA2221</b>	<b>I-81 Interchange Improvements at Maugans Avenue (I-81 Phase 4A)</b>						<b>Non-Groupable</b>	<b>PM1 PM3</b>	
	ENG	NHPP		263,000	32,000	0	0	0	295,000	
	ENG	STATE_MD_SHA		527,000	0	0	0	0	527,000	
	CON	NHPP		0	517,000	1,759,000	0	0	2,276,000	
		<b>Total</b>		<b>790,000</b>	<b>549,000</b>	<b>1,759,000</b>	<b>0</b>	<b>0</b>	<b>3,098,000</b>	



# Transportation Improvement Program - FY 2023-2026

## Roadways Category

MPO ID	State ID	Project Title	Funding Data					Groupable?	Performance Meas
			Phase	Fund Source	Prior	FY2023	FY2024		
W2023-08	WA5611	I-81 Interchange Improvements at Showalter Avenue (I-81 Phase 4B), Maugansville					Non-Groupable		PM3
		ENG	NHPP	0	160,000	160,000	0	0	320,000
		ENG	STATE	160,000	0	0	0	0	160,000
		<b>Total</b>		<b>160,000</b>	<b>160,000</b>	<b>160,000</b>	<b>0</b>	<b>0</b>	<b>480,000</b>



**Hagerstown/Eastern Panhandle Metropolitan Planning Organization**  
33 W. Washington St., 4th Floor, Suite 402, Hagerstown, MD 21740  
Phone: 240-313-2080, Fax: 240-313-2084  
www.hepmo.net

**HAGERSTOWN/EASTERN PANHANDLE  
METROPOLITAN PLANNING ORGANIZATION (HEPMPO)**

**RESOLUTION # 2023 – 04**

**AMENDMENT TO THE 2023-2026 TRANSPORTATION IMPROVEMENT PROGRAM**

**WHEREAS**, the Hagerstown/Eastern Panhandle Metropolitan Planning Organization (HEPMPO) is the designated Metropolitan Planning Organization for the Hagerstown-MD-WV-PA urbanized area and region, and includes official representatives of the cities of Hagerstown and Martinsburg, the towns of Washington County and of Berkeley County, the counties of Berkeley, Jefferson and Washington as well as representatives of the Maryland Department of Transportation, the West Virginia Department of Transportation, Washington County Transit, and the Eastern Panhandle Transit Authority; and

**WHEREAS**, the Hagerstown/Eastern Panhandle Metropolitan Planning Organization, as the Metropolitan Planning Organization for the Hagerstown-MD-WV-PA urbanized area and region, approved the 2023-2026 Transportation Improvement Program at its May 18, 2022 meeting, with federal concurrence received July 6, 2022; and

**WHEREAS**, federal regulations require that all transportation-related projects must be listed in the approved Transportation Improvement Program with accurate funding schedules in order to be eligible for federal funding; and

**WHEREAS**, the Transportation Improvement Program consists of projects included in, and in support of, the region's long-range transportation plan and ongoing short-range planning efforts; and

**WHEREAS**, the Maryland Department of Transportation State Highway Administration has requested approval of an amendment to the 2023-2026 Transportation Improvement Program through the approved Transportation Improvement Program amendment process; and

**WHEREAS**, the Maryland Department of Transportation State Highway Administration is requesting to amend four projects: (1) Areawide Safety & Spot Improvements (2) Areawide Resurfacing and Rehabilitation (3) Areawide Bridge Replacement & Rehabilitation and (4) Areawide Congestion Management; and

**WHEREAS**, the Transportation Improvement Program, as amended, continues to display financial reasonableness and re-affirms the appropriate project selection criteria whereby all requirements for a Transportation Improvement Program in the Fixing America's Surface Transportation Act are met; and

**WHEREAS**, the proposed Transportation Improvement Program amendments were publicized for a 14-day review from October 4, 2023 to October 17, 2023. No comments were received on this project.





**Hagerstown/Eastern Panhandle Metropolitan Planning Organization**  
33 W. Washington St., 4th Floor, Suite 402, Hagerstown, MD 21740  
Phone: 240-313-2080, Fax: 240-313-2084  
[www.hepmo.net](http://www.hepmo.net)

**NOW, THEREFORE, BE IT RESOLVED** that the Hagerstown/Eastern Panhandle Metropolitan Planning Organization, approves the attached amendments to the 2023-2026 Transportation Improvement Program and finds them to conform to the applicable West Virginia State Implementation Plan and requirements of the 1990 Clean Air Act Amendments.

**I HEREBY CERTIFY** that the Hagerstown/Eastern Panhandle Metropolitan Planning Organization approved the aforementioned resolution on October 18, 2023.

10-18-23

Date

*Kevin Cerrone*

Kevin Cerrone, Chair  
Hagerstown/Eastern Panhandle MPO

*[Signature]*


Attest



**MEMORANDUM**

**TO:** OFFICE OF PLANNING AND CAPITAL PROGRAMMING (OPCP)  
DIRECTOR HEATHER MURPHY  
MARYLAND DEPARTMENT OF TRANSPORTATION (MDOT)

**ATTN:** OPCP REGIONAL PLANNER RASHAD PINCKNEY  
OPCP REGIONAL PLANNING MANAGER TYSON BYRNE

**FROM:** REGIONAL AND INTERMODAL PLANNING DIVISION (RIPD) ACTING CHIEF TARA PENDERS 

**SUBJECT:** REQUEST TO AMEND THE FY 23-26 HAGERSTOWN EASTERN PANHANDEL METROPOLITAN PLANNING ORGANIZATION (HEPMPO) TRANSPORTATION IMPROVEMENT PROGRAM (TIP)

**DATE:** AUGUST 2, 2023

**RESPONSE REQUESTED BY:** N/A

**PURPOSE OF MEMORANDUM**

To request the MDOT OPCP approve and forward to HEPMPO for its approval the following TIP amendments.

**SUMMARY**

The State Highway Administration (SHA) hereby requests amendment of the FY 23-26 HEPMPO TIP to reflect the following six actions.

TIP	PROJECT	PHASE	NEW FUNDING
W2023-02	Areawide Safety and Spot Improvements	ENG	\$400,000
		CO	\$3,000,000
W2023-03	Areawide Resurfacing and Rehabilitation	CO	\$4,000,000
W2023-04	Areawide Bridge Rehabilitation and Replacement	ENG	\$4,000,000
		CO	\$4,500,000
W2023-06	Areawide Congestion Management	CO	\$1,000,000

## ANALYSIS

*Areawide Safety and Spot Improvements (W2023-02)* – This requested amendment reflects the addition of \$400,000 to FY 2023-2026 HEPMPO TIP engineering funding and \$3,000,000 to FY 2023-2026 HEPMPO TIP construction funding. The SHA requests this amendment, which adds to the total of programmed funds, in order that the FY 2023-2026 HEPMPO TIP reflects SHA's updated programmed project expenditures and project schedule in FY 2023-2026. This project's total cost is increasing from \$30 million to \$33.4 million in the FY 2023-2026 HEPMPO TIP.

*Areawide Resurfacing and Rehabilitation (W2023-03)* – This requested amendment reflects the addition of \$4,000,000 to FY 2023-2026 HEPMPO TIP construction funding for W2023-03. The SHA requests this amendment, which adds to the total of programmed funds, in order that the FY 2023-2026 HEPMPO TIP reflects SHA's updated programmed project expenditures and project schedule in FY 2023-2026. This project's total cost is increasing from \$64 million to \$68 million in the FY 2023-2026 HEPMPO TIP.

*Areawide Bridge Rehabilitation and Replacement (W2023-04)* – This requested amendment reflects the addition of \$4,000,000 to FY 2023-2026 HEPMPO TIP engineering funding and \$4,500,000 to FY 2023-2026 HEPMPO TIP construction funding for W2023-04. The SHA requests this amendment, which adds to the total of programmed funds, in order that the FY 2023-2026 HEPMPO TIP reflects SHA's updated programmed project expenditures and project schedule in FY 2023-2026. This project's total cost is increasing from \$38.95 million to \$47.45 million in the FY 2023-2026 HEPMPO TIP.

*Areawide Congestion Management (W2023-06)* – This requested amendment reflects the addition of \$1,000,000 to FY 2023-2026 HEPMPO TIP construction funding for W2023-06. The SHA requests this amendment, which adds to the total of programmed funds, in order that the FY 2023-2026 HEPMPO TIP reflects SHA's updated programmed project expenditures and project schedule in FY 2023-2026. This project's total cost is increasing from \$10.0 million to \$11.0 million in the FY 2023-2026 HEPMPO TIP.

The attached Statewide TIP (STIP) report documents MDOT's requested amendment with respect to funding for the above projects. These requested actions will not impact scheduling or funding availability for other projects in the current STIP, which remains fiscally constrained. The amended funding does not affect the portion of federal funding programmed for transit or allocations of state aid to local jurisdictions in lieu of federal aid.

In addition, the Maryland Transportation Trust Fund (TTF) remains fiscally constrained. The TTF supports State transportation system operation and maintenance, MDOT administration, debt service, and capital projects. Semiannually, MDOT updates revenues and expenditures using two national forecasting companies' latest economic estimates. The MDOT published funding details in the draft FY 2023-2028 Consolidated Transportation Program (<https://mdot.maryland.gov/tso/Pages/Index.aspx?PageId=27>) and FY 2022-2025 Maryland STIP (<https://mdot.maryland.gov/tso/pages/Index.aspx?PageId=117>).

Please amend the FY 23-26 HEPMPO TIP and FY 22-25 Maryland STIP to reflect the funding information provided in the attachments. If you have any questions, please contact SHA Regional and Intermodal Planning (RIPD) Regional Planner, Sean Varsolona, at 410-545-5672 or via email at [svarsolona@mdot.maryland.gov](mailto:svarsolona@mdot.maryland.gov).

Ms. Heather Murphy  
Page Three

**ATTACHMENTS**

- FY 23-26 HEPMPO TIP project W2023-02 report
- FY 23-26 HEPMPO TIP project W2023-03 report
- FY 23-26 HEPMPO TIP project W2023-04 report
- FY 23-26 HEPMPO TIP project W2023-06 report

cc: Mr. Ben Allen, Assistant Regional Planner, RIPD, SHA  
Mr. Eric Beckett, Deputy Director, Office of Planning and Preliminary Engineering, SHA  
Mr. Sean Varsolona, Regional Planner, RIPD, SHA

# MARYLAND STATEWIDE TIP FY 2022-2025

MDOT STIP # HEPMPO W/2023-03

## SUMMARY TABLE

Project	Amendment Criteria	Conformity Status	Environmental Status	Current Funding Level (000s)		
				Federal	State/Local	Total
Areawide Resurfacing and Rehabilitation	B	n/a	n/a	\$ 58,173	\$ 12,227	\$ 70,400
				Net Funding Change (000s)		
	Administration	Area/MPO	CTP Page	Federal	State/Local	Total
	MDOT SHA	HEPMPO	n/a	\$ 3,200	\$ 800	\$ 4,000

**Description:** Program to provide periodic resurfacing and upgrading or auxiliary features on MDOT SHA highways.

**Justification:** Improvements to MDOT SHA roadways.

## INDIVIDUAL REQUEST FORM

STIP/TIP Amendment Criteria	Funding (000s)	FY 2022	FY 2023	FY 2024	FY 2025	Total	
		<input type="checkbox"/> A) Adds new individual projects to the current STIP	<b>Total</b>	\$ 18,400	\$ 12,000	\$ 18,000	\$ 22,000
<input checked="" type="checkbox"/> B) Increase/decrease, scope change, advance, delay, or phase change	Federal	\$ 14,720	\$ 11,423	\$ 14,415	\$ 17,615	\$ 58,173	
<input type="checkbox"/> C) Removes or deletes individual listed project from the STIP	State/Local	\$ 3,680	\$ 577	\$ 3,585	\$ 4,385	\$ 12,227	
<input type="checkbox"/> D) Other	<b>Total</b>	\$ 18,400	\$ 12,000	\$ 22,000	\$ 22,000	\$ 74,400	
MARYLAND DEPARTMENT OF TRANSPORTATION	Proposed (000s)	Federal	\$ 14,720	\$ 11,423	\$ 17,615	\$ 17,615	\$ 61,373
		State/Local	\$ 3,680	\$ 577	\$ 4,385	\$ 4,385	\$ 13,027
	Change (000s)	<b>Total</b>	\$ -	\$ -	\$ 4,000	\$ -	\$ 4,000
	Federal	\$ -	\$ -	\$ 3,200	\$ -	\$ 3,200	
	State/Local	\$ -	\$ -	\$ 800	\$ -	\$ 800	

## PHASE DETAIL

Current	FY 2022		FY 2023		FY 2024		FY 2025		TOTAL													
	Funding	Federal	State/Local	Federal	State/Local	Federal	State/Local	Federal	State/Local	Federal	State/Local	Total										
ENG	\$	240	\$	60	\$	1,805	\$	95	\$	1,520	\$	380	\$	5,085	\$	915	\$	6,000				
RW	\$	80	\$	20	\$	95	\$	5	\$	95	\$	5	\$	365	\$	35	\$	400				
CO	\$	14,400	\$	3,600	\$	9,523	\$	477	\$	12,800	\$	3,200	\$	16,000	\$	4,000	\$	52,723	\$	11,277	\$	64,000
Other	\$	-	\$	-	\$	-	\$	-	\$	-	\$	-	\$	-	\$	-	\$	-	\$	-	\$	-
<b>Total</b>	\$	<b>14,720</b>	\$	<b>3,680</b>	\$	<b>11,423</b>	\$	<b>577</b>	\$	<b>14,415</b>	\$	<b>3,585</b>	\$	<b>17,615</b>	\$	<b>4,385</b>	\$	<b>58,173</b>	\$	<b>12,227</b>	\$	<b>70,400</b>

Proposed	FY 2022		FY 2023		FY 2024		FY 2025		TOTAL									
	Funding	Federal	State/Local	Federal	State/Local	Federal	State/Local	Federal	State/Local	Federal	State/Local	Total						
ENG	\$	240	\$	60	\$	1,805	\$	95	\$	1,520	\$	380	\$	5,085	\$	915	\$	6,000
RW	\$	80	\$	20	\$	95	\$	5	\$	95	\$	5	\$	365	\$	35	\$	400
CO	\$	14,400	\$	3,600	\$	9,523	\$	477	\$	16,000	\$	4,000	\$	55,923	\$	12,077	\$	68,000
Other	\$	-	\$	-	\$	-	\$	-	\$	-	\$	-	\$	-	\$	-	\$	-
<b>Total</b>	\$	<b>14,720</b>	\$	<b>3,680</b>	\$	<b>11,423</b>	\$	<b>577</b>	\$	<b>17,615</b>	\$	<b>4,385</b>	\$	<b>61,373</b>	\$	<b>13,027</b>	\$	<b>74,400</b>

Change	FY 2022		FY 2023		FY 2024		FY 2025		TOTAL									
	Funding	Federal	State/Local	Federal	State/Local	Federal	State/Local	Federal	State/Local	Federal	State/Local	Total						
ENG	\$	-	\$	-	\$	-	\$	-	\$	-	\$	-	\$	-	\$	-	\$	-
RW	\$	-	\$	-	\$	-	\$	-	\$	-	\$	-	\$	-	\$	-	\$	-
CO	\$	-	\$	-	\$	-	\$	3,200	\$	800	\$	-	\$	3,200	\$	800	\$	4,000
Other	\$	-	\$	-	\$	-	\$	-	\$	-	\$	-	\$	-	\$	-	\$	-
<b>Total</b>	\$	<b>-</b>	\$	<b>-</b>	\$	<b>-</b>	\$	<b>3,200</b>	\$	<b>800</b>	\$	<b>-</b>	\$	<b>3,200</b>	\$	<b>800</b>	\$	<b>4,000</b>

## TOTAL PROJECT COST

Prior Cost (≤ FY 2021)		STIP Cost (FY 2022-2025)		Balance to Complete (≥ FY 2026)		Total Project Cost	
Federal	\$ -	Federal	\$ 61,373	Federal	\$ 9,615	Federal	\$ 70,988
State/Local	\$ -	State/Local	\$ 13,027	State/Local	\$ 2,385	State/Local	\$ 15,412
<b>Total</b>	\$ -	<b>Total</b>	\$ 74,400	<b>Total</b>	\$ 12,000	<b>Total</b>	\$ 86,400

# MARYLAND STATEWIDE TIP FY 2022-2025

MDOT STIP # HEPMPO W/2023-04

## SUMMARY TABLE

Project	Amendment Criteria	Conformity Status	Environmental Status	Current Funding Level (000s)		
				Federal	State/Local	Total
Areawide Bridge Rehabilitation	B	n/a	n/a	\$ 35,250	\$ 3,000	\$ 38,250
				Net Funding Change (000s)		
	Administration	Area/MPO	CTP Page	Federal	State/Local	Total
	MDOT SHA	HEPMPO	n/a	\$ 8,075	\$ 425	\$ 8,500

Description: Program to provide major upgrades to and maintenance of structures on MDOT SHA highways.

Justification: Improvements to MDOT SHA bridges.

## INDIVIDUAL REQUEST FORM

STIP/TIP Amendment Criteria		Funding	FY 2022	FY 2023	FY 2024	FY 2025	Total	
<input type="checkbox"/> A) Adds new individual projects to the current STIP <input checked="" type="checkbox"/> B) Increase/decrease, scope change, advance, delay, or phase change <input type="checkbox"/> C) Removes or deletes individual listed project from the STIP <input type="checkbox"/> D) Other		Current (000s)	<b>Total</b>	\$ 7,250	\$ 12,000	\$ 10,500	\$ 8,500	\$ 38,250
			Federal	\$ 5,800	\$ 11,400	\$ 9,975	\$ 8,075	\$ 35,250
			State/Local	\$ 1,450	\$ 600	\$ 525	\$ 425	\$ 3,000
		Proposed (000s)	<b>Total</b>	\$ 7,250	\$ 12,000	\$ 15,000	\$ 12,500	\$ 46,750
			Federal	\$ 5,800	\$ 11,400	\$ 14,250	\$ 11,875	\$ 43,325
			State/Local	\$ 1,450	\$ 600	\$ 750	\$ 625	\$ 3,425
		Change (000s)	<b>Total</b>	\$ -	\$ -	\$ 4,500	\$ 4,000	\$ 8,500
			Federal	\$ -	\$ -	\$ 4,275	\$ 3,800	\$ 8,075
			State/Local	\$ -	\$ -	\$ 225	\$ 200	\$ 425



## PHASE DETAIL

Current	FY 2022		FY 2023		FY 2024		FY 2025		TOTAL			
	Phase	Funding	Federal	State/Local	Federal	State/Local	Federal	State/Local	Federal	State/Local	Total	
ENG		\$ 840	\$ 210	\$ 4,085	\$ 215	\$ 2,660	\$ 140	\$ 2,660	\$ 140	\$ 10,245	\$ 705	\$ 10,950
RW		\$ 160	\$ 40	\$ 190	\$ 10	\$ 190	\$ 10	\$ 190	\$ 10	\$ 730	\$ 70	\$ 800
CO		\$ 4,800	\$ 1,200	\$ 7,125	\$ 375	\$ 7,125	\$ 375	\$ 5,225	\$ 275	\$ 24,275	\$ 2,225	\$ 26,500
Other		\$ -	\$ -	\$ -	\$ -	\$ -	\$ -	\$ -	\$ -	\$ -	\$ -	\$ -
<b>Total</b>		\$ 5,800	\$ 1,450	\$ 11,400	\$ 600	\$ 9,975	\$ 525	\$ 8,075	\$ 425	\$ 35,250	\$ 3,000	\$ 38,250

Proposed	FY 2022		FY 2023		FY 2024		FY 2025		TOTAL			
	Phase	Funding	Federal	State/Local	Federal	State/Local	Federal	State/Local	Federal	State/Local	Total	
ENG		\$ 840	\$ 210	\$ 4,085	\$ 215	\$ 4,560	\$ 240	\$ 4,560	\$ 240	\$ 14,045	\$ 905	\$ 14,950
RW		\$ 160	\$ 40	\$ 190	\$ 10	\$ 190	\$ 10	\$ 190	\$ 10	\$ 730	\$ 70	\$ 800
CO		\$ 4,800	\$ 1,200	\$ 7,125	\$ 375	\$ 9,500	\$ 500	\$ 7,125	\$ 375	\$ 28,550	\$ 2,450	\$ 31,000
Other		\$ -	\$ -	\$ -	\$ -	\$ -	\$ -	\$ -	\$ -	\$ -	\$ -	\$ -
<b>Total</b>		\$ 5,800	\$ 1,450	\$ 11,400	\$ 600	\$ 14,250	\$ 750	\$ 11,875	\$ 625	\$ 43,325	\$ 3,425	\$ 46,750

Change	FY 2022		FY 2023		FY 2024		FY 2025		TOTAL			
	Phase	Funding	Federal	State/Local	Federal	State/Local	Federal	State/Local	Federal	State/Local	Total	
ENG		\$ -	\$ -	\$ -	\$ -	\$ 1,900	\$ 100	\$ 1,900	\$ 100	\$ 3,800	\$ 200	\$ 4,000
RW		\$ -	\$ -	\$ -	\$ -	\$ -	\$ -	\$ -	\$ -	\$ -	\$ -	\$ -
CO		\$ -	\$ -	\$ -	\$ -	\$ 2,375	\$ 125	\$ 1,900	\$ 100	\$ 4,275	\$ 225	\$ 4,500
Other		\$ -	\$ -	\$ -	\$ -	\$ -	\$ -	\$ -	\$ -	\$ -	\$ -	\$ -
<b>Total</b>		\$ -	\$ -	\$ -	\$ -	\$ 4,275	\$ 225	\$ 3,800	\$ 200	\$ 8,075	\$ 425	\$ 8,500

## TOTAL PROJECT COST

Prior Cost (≤ FY 2021)		STIP Cost (FY 2022-2025)		Balance to Complete (≥ FY 2026)		Total Project Cost	
Federal	\$ -	Federal	\$ 43,325	Federal	\$ 7,129	Federal	\$ 50,454
State/Local	\$ -	State/Local	\$ 3,425	State/Local	\$ 821	State/Local	\$ 4,246
<b>Total</b>	\$ -	<b>Total</b>	\$ 46,750	<b>Total</b>	\$ 7,950	<b>Total</b>	\$ 54,700

# MARYLAND STATEWIDE TIP FY 2022-2025

MDOT STIP # HEPMPO W/2023-06

## SUMMARY TABLE

Project	Amendment Criteria	Conformity Status	Environmental Status	Current Funding Level (000s)		
				Federal	State/Local	Total
Areawide Congestion Management	B	n/a	n/a	\$ 9,623	\$ 977	\$ 10,600
				Net Funding Change (000s)		
	Administration	Area/MPO	CTP Page	Federal	State/Local	Total
	MDOT SHA	HEPMPO	n/a	\$ 950	\$ 50	\$ 1,000

Description: Program to provide traffic control, management, and monitoring on MDOT SHA highways.

Justification: Improvements to MDOT SHA highways.

## INDIVIDUAL REQUEST FORM

STIP/TIP Amendment Criteria	Funding (000s)	FY 2022	FY 2023	FY 2024	FY 2025	Total	
		<input type="checkbox"/> A) Adds new individual projects to the current STIP	<b>Total</b>	\$ 3,100	\$ 2,500	\$ 2,500	\$ 2,500
<input checked="" type="checkbox"/> B) Increase/decrease, scope change, advance, delay, or phase change	Federal	\$ 2,480	\$ 2,381	\$ 2,381	\$ 2,381	\$ 9,623	
<input type="checkbox"/> C) Removes or deletes individual listed project from the STIP	State/Local	\$ 620	\$ 119	\$ 119	\$ 119	\$ 977	
<input type="checkbox"/> D) Other	<b>Total</b>	\$ 3,100	\$ 2,500	\$ 3,500	\$ 2,500	\$ 11,600	
MARYLAND DEPARTMENT OF TRANSPORTATION	Proposed (000s)	Federal	\$ 2,480	\$ 2,381	\$ 3,331	\$ 2,381	\$ 10,573
		State/Local	\$ 620	\$ 119	\$ 169	\$ 119	\$ 1,027
	Change (000s)	<b>Total</b>	\$ -	\$ -	\$ 1,000	\$ -	\$ 1,000
		Federal	\$ -	\$ -	\$ 950	\$ -	\$ 950
	State/Local	\$ -	\$ -	\$ 50	\$ -	\$ 50	

## PHASE DETAIL

Current Phase	FY 2022		FY 2023		FY 2024		FY 2025		TOTAL									
	Funding	Federal	State/Local	Federal	State/Local	Federal	State/Local	Federal	State/Local	Federal	State/Local	Total						
ENG	\$	440	\$	110	\$	905	\$	45	\$	905	\$	45	\$	3,155	\$	245	\$	3,400
RW	\$	40	\$	10	\$	48	\$	2	\$	48	\$	2	\$	184	\$	16	\$	200
CO	\$	2,000	\$	500	\$	1,428	\$	72	\$	1,428	\$	72	\$	6,284	\$	716	\$	7,000
Other	\$	-	\$	-	\$	-	\$	-	\$	-	\$	-	\$	-	\$	-	\$	-
<b>Total</b>	\$	<b>2,480</b>	\$	<b>620</b>	\$	<b>2,381</b>	\$	<b>119</b>	\$	<b>2,381</b>	\$	<b>119</b>	\$	<b>9,623</b>	\$	<b>977</b>	\$	<b>10,600</b>

Proposed Phase	FY 2022		FY 2023		FY 2024		FY 2025		TOTAL									
	Funding	Federal	State/Local	Federal	State/Local	Federal	State/Local	Federal	State/Local	Federal	State/Local	Total						
ENG	\$	440	\$	110	\$	905	\$	45	\$	905	\$	45	\$	3,155	\$	245	\$	3,400
RW	\$	40	\$	10	\$	48	\$	2	\$	48	\$	2	\$	184	\$	16	\$	200
CO	\$	2,000	\$	500	\$	1,428	\$	72	\$	2,378	\$	122	\$	7,234	\$	766	\$	8,000
Other	\$	-	\$	-	\$	-	\$	-	\$	-	\$	-	\$	-	\$	-	\$	-
<b>Total</b>	\$	<b>2,480</b>	\$	<b>620</b>	\$	<b>2,381</b>	\$	<b>119</b>	\$	<b>3,331</b>	\$	<b>169</b>	\$	<b>10,573</b>	\$	<b>1,027</b>	\$	<b>11,600</b>

Change Phase	FY 2022		FY 2023		FY 2024		FY 2025		TOTAL									
	Funding	Federal	State/Local	Federal	State/Local	Federal	State/Local	Federal	State/Local	Federal	State/Local	Total						
ENG	\$	-	\$	-	\$	-	\$	-	\$	-	\$	-	\$	-	\$	-	\$	-
RW	\$	-	\$	-	\$	-	\$	-	\$	-	\$	-	\$	-	\$	-	\$	-
CO	\$	-	\$	-	\$	-	\$	950	\$	50	\$	-	\$	950	\$	50	\$	1,000
Other	\$	-	\$	-	\$	-	\$	-	\$	-	\$	-	\$	-	\$	-	\$	-
<b>Total</b>	\$	<b>-</b>	\$	<b>-</b>	\$	<b>-</b>	\$	<b>950</b>	\$	<b>50</b>	\$	<b>-</b>	\$	<b>950</b>	\$	<b>50</b>	\$	<b>1,000</b>

## TOTAL PROJECT COST

Prior Cost (≤ FY 2021)		STIP Cost (FY 2022-2025)		Balance to Complete (≥ FY 2026)		Total Project Cost	
Federal	\$ -	Federal	\$ 10,573	Federal	\$ 2,381	Federal	\$ 12,954
State/Local	\$ -	State/Local	\$ 1,027	State/Local	\$ 119	State/Local	\$ 1,146
<b>Total</b>	\$ -	<b>Total</b>	\$ 11,600	<b>Total</b>	\$ 2,500	<b>Total</b>	\$ 14,100