

July 15, 2024

Ms. Valeriya Remezova
Division Administrator
Attn: Ms. Jasmine Champion
Federal Highway Administration
Maryland Division
George H. Fallon Federal Building
31 Hopkins Plaza, Suite 1520
Baltimore MD 21201

Ms. Terry Garcia Crews
Regional Administrator
Attn: Mr. Daniel Sommerville
Federal Transit Administration, Region III
1835 Market Street, Suite 1910
Philadelphia PA 19103-2968

Dear Ms. Remezova and Ms. Crews:

The Maryland Department of Transportation (MDOT) hereby amends the Fiscal Year (FY) 2022-2025 Maryland Statewide Transportation Improvement Program (STIP) to reflect changes to Maryland State Highway Administration (SHA) projects contained in the STIP.

Project Name	STIP #	Funding Source	FY22-FY25 Net Federal Change (in 000's)
Areawide Bridge Replacement and Rehabilitation	RU Bridge MC# 22-76 06/16/2023	NHPP STBG	\$10,400
Areawide Environmental Projects	RU Environment MC# 22-76 06/16/2023	STBG STBG/NHPP	\$400
Areawide Congestion Management	RU Congestion Mgmt	NHPP/STBG	\$3,200
Areawide Resurfacing and Rehabilitation	RU Resurface MC# 22-76 06/16/2023	STBG NHPP/STBG	\$14,400
Areawide Safety and Spot Improvements	RU Safety/Spot MC# 22-76 06/16/2023	HSIP/STBG HSIP/NHPP HSIP/CRP/NHPP HSIP/NHPP/STBG	\$14,037

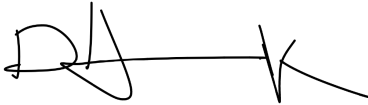
Ms. Valeriya Remezova
Ms. Terry Garcia Crews
Page Two

Project Name	STIP #	Funding Source	FY22-FY25 Net Federal Change (in 000's)
OMT Geotechnical Asset Management (FY 25)	AZ023A	STBG-Y240	400
OMT Pavement Program Development (FY 25)	AZ2931	STBG-Y240	1,760
OMT ARAN pavement network condition data collection (FY 25)	AZ2932	STBG-Y240	880
OMT Skid Pavement Network Condition Data Collection (FY 25)	AZ2933	STBG-Y240	640
OMT Fund 77 Pavement & System Preservation Planning (FY25)	AZ2934	STBG-Y240	960

The MDOT has assigned Control #22-150 for this amendment. The supporting documentation is attached.

The Maryland Statewide Transportation Improvement Program (STIP) continues to be fiscally constrained. Should you have additional questions or concerns, please contact me at 410-865-1098, toll free 888-713-1414 or via e-mail at djanousek@mdot.maryland.gov.

Sincerely,



Dan Janousek
Regional Planner
Office of Planning and Capital Programming

Attachment

cc: Ms. Kari Snyder, Regional Planner, OPCP, MDOT

MEMORANDUM

TO: OFFICE OF PLANNING AND CAPITAL PROGRAMMING (OPCP)
DEPUTY DIRECTOR MICHELLE MARTIN
MARYLAND DEPARTMENT OF TRANSPORTATION (MDOT)

ATTN: OPCP REGIONAL PLANNER DAN JANOUSEK
OPCP REGIONAL PLANNER KARI SNYDER

FROM: REGIONAL AND INTERMODAL PLANNING DIVISION (RIPD) *TJP* 7/12/2024
CHIEF TARA PENDERS

SUBJECT: **REVISED** REQUEST TO AMEND FY 2022-2025 MARYLAND STATEWIDE
TRANSPORTATION IMPROVEMENT PROGRAM (STIP)

DATE: **JULY 12, 2024**

RESPONSE

REQUESTED BY: N/A

PURPOSE OF MEMORANDUM

To request the MDOT OPCP approve and forward to the Federal Highway Administration (FHWA) for its approval the following STIP amendments.

SUMMARY

The Maryland State Highway Administration (SHA) hereby requests an amendment of the FY 2022-2025 Maryland STIP to reflect the following five actions.

STIP	PROJECT	PHASE	NEW FUNDING
RU Bridge MC# 22-76 06/16/2023	Areawide Bridge Replacement and Rehabilitation	CO	\$13,000,000
RU Environment MC# 22-76 06/16/2023	Areawide Environmental Projects	PP PE	\$200,000 \$300,000
RU Congestion Mgmt	Areawide Congestion Management	OTHER	\$4,000,000

RU Resurface MC# 22-76 06/16/2023	Areawide Resurfacing and Rehabilitation	CO	\$18,000,000
RU Safety/Spot MC# 22-76 06/16/2023	Areawide Safety and Spot Improvements	PE RW CO	\$2,000,000 \$500,000 \$15,000,000

ANALYSIS

Areawide Bridge Replacement and Rehabilitation (RU Bridge MC# 22-76 06/16/2023) – This requested amendment reflects the addition of \$13,000,000 to construction funding of the FY 2022-2025 Maryland STIP to accommodate SHA updated programmed bridge replacement, inspections, and rehabilitation improvements in FY 2022-2025. The total cost of this project will increase from \$101.25 million to \$114.25 million.

Areawide Environment Improvements (RU Environment MC# 22-76 06/16/2023) – This requested amendment reflects the addition of \$200,000 to planning funding, and \$300,000 to design funding of the FY 2022-2025 Maryland STIP to accommodate SHA updated programmed environmental and landscape improvements in FY 2022-2025. The total cost of this project will increase from \$32.15 million to \$32.65 million.

Areawide Congestion Management (RU Congestion Mgmt) – This requested amendment reflects the addition of \$4,000,000 in other funding to the FY 2022-2025 Maryland STIP to accommodate SHA updated programmed traffic control, management, and monitoring improvements in FY 2022-2025. The total cost of this project will increase from \$32.15 million to \$36.15 million.

Areawide Resurfacing and Rehabilitation (RU Resurface MC# 22-76 06/16/2023) – This requested amendment reflects the addition of \$18,000,000 to construction funding of the FY 2022-2025 Maryland STIP to accommodate SHA updated resurfacing, upgrading, and rehabilitation improvements in FY 2022-2025. The total cost of this project will increase from \$232.75 million to \$250.75 million.

Areawide Safety and Spot Improvements (RU Safety/Spot MC# 22-76 06/16/2023) – This requested amendment reflects the addition of \$2,000,000 in design funding, \$500,000 in right of way, and \$15,000,000 in construction funding to the FY 2022-2025 Maryland STIP for safety improvement projects and inspections. The total cost of this project will increase from \$86.5 million to \$104 million.

Ms. Michelle Martin
Page Three

The attached STIP report documents MDOT's requested amendment with respect to funding for the above project. This requested action will not impact scheduling or funding availability for other projects in the current STIP, which remains fiscally constrained. The amended funding does not affect the portion of federal funding programmed for transit or allocations of state aid to local jurisdictions in lieu of federal aid.

In addition, the Maryland Transportation Trust Fund (TTF) remains fiscally constrained. The TTF supports State transportation system operation and maintenance, MDOT administration, debt service, and capital projects. Semiannually, MDOT updates revenues and expenditures using two national forecasting companies' latest economic estimates. The MDOT published funding details in the FY 2024-2029 Consolidated Transportation Program and FY 2022-2025 Maryland STIP.

Please amend the FY 2022-2025 Maryland STIP to reflect the funding information provided in the attachment. If you have any questions, please contact Mr. Derrick Sexton, SHA RIPD, Regional Planner, at 410-545-5560 or dsexton@mdot.maryland.gov.

ATTACHMENTS

- FY 2022-2025 Maryland STIP project RU Bridge MC# 22-76 06/16/2023 report
- FY 2022-2025 Maryland STIP project RU Environment MC# 22-76 06/16/2023 report
- FY 2022-2025 Maryland STIP project RU Congestion Mgmt report
- FY 2022-2025 Maryland STIP project RU Resurface MC# 22-76 06/16/2023 report
- FY 2022-2025 Maryland STIP project RU Safety/Spot MC# 22-76 06/16/2023

cc: Dr. Emad Gheibi, P.E., Assistant Chief, RIPD, SHA
Mr. Mark Crampton, District Engineer, District 1, SHA
Mr. Ken Fender, District Engineer, District 2, SHA
Ms. Thomasina Saxon, Administrative Assistant Executive, RIPD, SHA
Mr. Derrick Sexton, Regional Planner, RIPD, SHA
Mr. Sean Varsolona, Regional Planner, RIPD, SHA
Mr. Sina Zabihi, Assistant Regional Planner, RIPD, SHA


MARYLAND STATEWIDE TIP FY 2022-2025

MDOT STIP # RU Bridge MC# 22-76 06/16/2023

SUMMARY TABLE

Project	Amendment Criteria	Conformity Status	Environmental Status	Current Funding Level (000s)		
				Federal	State/Local	Total
Areawide Bridge Replacement and Rehabilitation	B	n/a	Various	\$ 81,000	\$ 20,250	\$ 101,250
	Administration	Area/MPO	CTP Page	Net Funding Change (000s)		
	MDOT SHA	Rural (Non-MPO)	SHA-A-34 FY 2024	\$ 10,400	\$ 2,600	\$ 13,000
Description	Program to provide major upgrades to and maintenance of structures on MDOT SHA roadways.					
Justification	Will preserve existing structures, increase safety, and improve highway beautification					

INDIVIDUAL REQUEST FORM

STIP/TIP Amendment Criteria	Current (000s)	Funding				Total
		FY 2022	FY 2023	FY 2024	FY 2025	
<input type="checkbox"/> A) Adds new individual projects to the current STIP						
<input checked="" type="checkbox"/> B) Increase/decrease, scope change, advance, delay, or phase change						
<input type="checkbox"/> C) Removes or deletes individual listed project from the STIP						
<input type="checkbox"/> D) Other						
 MARYLAND DEPARTMENT OF TRANSPORTATION	Proposed (000s)					
	Change (000s)					

PHASE DETAIL

Phase	Funding	FY 2022		FY 2023		FY 2024		FY 2025		TOTAL		
		Federal	State/Local	Federal	State/Local	Federal	State/Local	Federal	State/Local	Federal	State/Local	Total
PP	State	\$ -	\$ 500	\$ -	\$ 500	\$ -	\$ 500	\$ -	\$ 500	\$ -	\$ 2,000	\$ 2,000
	NHPP/STBG	\$ 2,000	\$ -	\$ 2,000	\$ -	\$ 2,000	\$ -	\$ 2,000	\$ -	\$ 8,000	\$ -	\$ 8,000
PE	State	\$ -	\$ 2,000	\$ -	\$ 2,000	\$ -	\$ 2,000	\$ -	\$ 1,000	\$ -	\$ 7,000	\$ 7,000
	NHPP/STBG	\$ 8,000	\$ -	\$ 8,000	\$ -	\$ 8,000	\$ -	\$ 4,000	\$ -	\$ 28,000	\$ -	\$ 28,000
RW	State	\$ -	\$ 15	\$ -	\$ 15	\$ -	\$ 10	\$ -	\$ 10	\$ -	\$ 50	\$ 50
	NHPP/STBG	\$ 60	\$ -	\$ 60	\$ -	\$ 40	\$ -	\$ 40	\$ -	\$ 200	\$ -	\$ 200
CO	State	\$ -	\$ 3,200	\$ -	\$ 3,200	\$ -	\$ 3,200	\$ -	\$ 1,600	\$ -	\$ 11,200	\$ 11,200
	NHPP/STBG	\$ 12,800	\$ -	\$ 12,800	\$ -	\$ 12,800	\$ -	\$ 6,400	\$ -	\$ 44,800	\$ -	\$ 44,800
		\$ -	\$ -	\$ -	\$ -	\$ -	\$ -	\$ -	\$ -	\$ -	\$ -	\$ -
Total		\$ 22,860	\$ 5,715	\$ 22,860	\$ 5,715	\$ 22,840	\$ 5,710	\$ 12,440	\$ 3,110	\$ 81,000	\$ 20,250	\$ 101,250

Phase	Funding	FY 2022		FY 2023		FY 2024		FY 2025		TOTAL		
		Federal	State/Local	Federal	State/Local	Federal	State/Local	Federal	State/Local	Federal	State/Local	Total
PP	State	\$ -	\$ 500	\$ -	\$ 500	\$ -	\$ 500	\$ -	\$ 500	\$ -	\$ 2,000	\$ 2,000
	NHPP/STBG	\$ 2,000	\$ -	\$ 2,000	\$ -	\$ 2,000	\$ -	\$ 2,000	\$ -	\$ 8,000	\$ -	\$ 8,000
PE	State	\$ -	\$ 2,000	\$ -	\$ 2,000	\$ -	\$ 2,000	\$ -	\$ 1,000	\$ -	\$ 7,000	\$ 7,000
	NHPP/STBG	\$ 8,000	\$ -	\$ 8,000	\$ -	\$ 8,000	\$ -	\$ 4,000	\$ -	\$ 28,000	\$ -	\$ 28,000
RW	State	\$ -	\$ 15	\$ -	\$ 15	\$ -	\$ 10	\$ -	\$ 10	\$ -	\$ 50	\$ 50
	NHPP/STBG	\$ 60	\$ -	\$ 60	\$ -	\$ 40	\$ -	\$ 40	\$ -	\$ 200	\$ -	\$ 200
CO	State	\$ -	\$ 3,200	\$ -	\$ 3,200	\$ -	\$ 3,200	\$ -	\$ 4,200	\$ -	\$ 13,800	\$ 13,800
	NHPP/STBG	\$ 12,800	\$ -	\$ 12,800	\$ -	\$ 12,800	\$ -	\$ 16,800	\$ -	\$ 55,200	\$ -	\$ 55,200
		\$ -	\$ -	\$ -	\$ -	\$ -	\$ -	\$ -	\$ -	\$ -	\$ -	\$ -
Total		\$ 22,860	\$ 5,715	\$ 22,860	\$ 5,715	\$ 22,840	\$ 5,710	\$ 22,840	\$ 5,710	\$ 91,400	\$ 22,850	\$ 114,250

Phase	Funding	FY 2022		FY 2023		FY 2024		FY 2025		TOTAL		
		Federal	State/Local	Federal	State/Local	Federal	State/Local	Federal	State/Local	Federal	State/Local	Total
PP	State	\$ -	\$ -	\$ -	\$ -	\$ -	\$ -	\$ -	\$ -	\$ -	\$ -	\$ -
	NHPP/STBG	\$ -	\$ -	\$ -	\$ -	\$ -	\$ -	\$ -	\$ -	\$ -	\$ -	\$ -
PE	State	\$ -	\$ -	\$ -	\$ -	\$ -	\$ -	\$ -	\$ -	\$ -	\$ -	\$ -
	NHPP/STBG	\$ -	\$ -	\$ -	\$ -	\$ -	\$ -	\$ -	\$ -	\$ -	\$ -	\$ -
RW	State	\$ -	\$ -	\$ -	\$ -	\$ -	\$ -	\$ -	\$ -	\$ -	\$ -	\$ -
	NHPP/STBG	\$ -	\$ -	\$ -	\$ -	\$ -	\$ -	\$ -	\$ -	\$ -	\$ -	\$ -
CO	State	\$ -	\$ -	\$ -	\$ -	\$ -	\$ -	\$ -	\$ 2,600	\$ -	\$ 2,600	\$ 2,600
	NHPP/STBG	\$ -	\$ -	\$ -	\$ -	\$ -	\$ -	\$ 10,400	\$ -	\$ 10,400	\$ -	\$ 10,400
		\$ -	\$ -	\$ -	\$ -	\$ -	\$ -	\$ -	\$ -	\$ -	\$ -	\$ -
Total		\$ -	\$ -	\$ -	\$ -	\$ -	\$ -	\$ 10,400	\$ 2,600	\$ 10,400	\$ 2,600	\$ 13,000

TOTAL PROJECT COST

Prior Cost (≤ FY 2021)		STIP Cost (FY 2022-2025)		Balance to Complete (≥ FY 2026)		Total Project Cost	
Federal	\$ -	Federal	\$ 91,400	Federal	\$ -	Federal	\$ 91,400
State/Local	\$ -	State/Local	\$ 22,850	State/Local	\$ -	State/Local	\$ 22,850
Total	\$ -	Total	\$ 114,250	Total	\$ -	Total	\$ 114,250

MARYLAND STATEWIDE TIP FY 2022-2025

MDOT STIP # RU Environment MC# 22-76 06/16/2023

SUMMARY TABLE

Project	Amendment Criteria	Conformity Status	Environmental Status	Current Funding Level (000s)		
				Federal	State/Local	Total
Areawide Environmental Projects	B	n/a	Various	\$ 25,720	\$ 6,430	\$ 32,150
	Administration	Area/MPO	CTP Page	Net Funding Change (000s)		
	MDOT SHA	Rural (Non-MPO)	SHA-A-34 FY 2024	\$ 400	\$ 100	\$ 500
Description	Program to provide environmental and aesthetic improvements on MDOT SHA highways.					
Justification	System preservation projects serve to keep MDOT SHA roadways and facilities in a state of good repair.					

INDIVIDUAL REQUEST FORM

STIP/TIP Amendment Criteria	Funding (000s)	FY 2022	FY 2023	FY 2024	FY 2025	Total
		<input type="checkbox"/> A) Adds new individual projects to the current STIP <input checked="" type="checkbox"/> B) Increase/decrease, scope change, advance, delay, or phase change <input type="checkbox"/> C) Removes or deletes individual listed project from the STIP <input type="checkbox"/> D) Other	Current	\$ 8,375	\$ 8,375	\$ 7,700
	Federal	\$ 6,700	\$ 6,700	\$ 6,160	\$ 6,160	\$ 25,720
	State/Local	\$ 1,675	\$ 1,675	\$ 1,540	\$ 1,540	\$ 6,430
	Proposed	\$ 8,375	\$ 8,375	\$ 7,700	\$ 8,200	\$ 32,650
	Federal	\$ 6,700	\$ 6,700	\$ 6,160	\$ 6,560	\$ 26,120
	State/Local	\$ 1,675	\$ 1,675	\$ 1,540	\$ 1,640	\$ 6,530
	Change	\$ -	\$ -	\$ -	\$ 500	\$ 500
	Federal	\$ -	\$ -	\$ -	\$ 400	\$ 400
	State/Local	\$ -	\$ -	\$ -	\$ 100	\$ 100



PHASE DETAIL

Phase	Funding	FY 2022		FY 2023		FY 2024		FY 2025		TOTAL		
		Federal	State/Local	Federal	State/Local	Federal	State/Local	Federal	State/Local	Federal	State/Local	Total
PP	State	\$ -	\$ 100	\$ -	\$ 100	\$ -	\$ 50	\$ -	\$ 50	\$ -	\$ 300	\$ 300
	STBG	\$ 400	\$ -	\$ 400	\$ -	\$ 200	\$ -	\$ 200	\$ -	\$ 1,200	\$ -	\$ 1,200
PE	State	\$ -	\$ 160	\$ -	\$ 160	\$ -	\$ 80	\$ -	\$ 80	\$ -	\$ 480	\$ 480
	NHPP/STBG	\$ 640	\$ -	\$ 640	\$ -	\$ 320	\$ -	\$ 320	\$ -	\$ 1,920	\$ -	\$ 1,920
RW	State	\$ -	\$ 15	\$ -	\$ 15	\$ -	\$ 10	\$ -	\$ 10	\$ -	\$ 50	\$ 50
	STBG	\$ 60	\$ -	\$ 60	\$ -	\$ 40	\$ -	\$ 40	\$ -	\$ 200	\$ -	\$ 200
CO	State	\$ -	\$ 1,400	\$ -	\$ 1,400	\$ -	\$ 1,400	\$ -	\$ 1,400	\$ -	\$ 5,600	\$ 5,600
	NHPP/STBG	\$ 5,600	\$ -	\$ 5,600	\$ -	\$ 5,600	\$ -	\$ 5,600	\$ -	\$ 22,400	\$ -	\$ 22,400
		\$ -	\$ -	\$ -	\$ -	\$ -	\$ -	\$ -	\$ -	\$ -	\$ -	\$ -
Total		\$ 6,700	\$ 1,675	\$ 6,700	\$ 1,675	\$ 6,160	\$ 1,540	\$ 6,160	\$ 1,540	\$ 25,720	\$ 6,430	\$ 32,150

Phase	Funding	FY 2022		FY 2023		FY 2024		FY 2025		TOTAL		
		Federal	State/Local	Federal	State/Local	Federal	State/Local	Federal	State/Local	Federal	State/Local	Total
PP	State	\$ -	\$ 100	\$ -	\$ 100	\$ -	\$ 50	\$ -	\$ 90	\$ -	\$ 340	\$ 340
	STBG	\$ 400	\$ -	\$ 400	\$ -	\$ 200	\$ -	\$ 360	\$ -	\$ 1,360	\$ -	\$ 1,360
PE	State	\$ -	\$ 160	\$ -	\$ 160	\$ -	\$ 80	\$ -	\$ 140	\$ -	\$ 540	\$ 540
	NHPP/STBG	\$ 640	\$ -	\$ 640	\$ -	\$ 320	\$ -	\$ 560	\$ -	\$ 2,160	\$ -	\$ 2,160
RW	State	\$ -	\$ 15	\$ -	\$ 15	\$ -	\$ 10	\$ -	\$ 10	\$ -	\$ 50	\$ 50
	STBG	\$ 60	\$ -	\$ 60	\$ -	\$ 40	\$ -	\$ 40	\$ -	\$ 200	\$ -	\$ 200
CO	State	\$ -	\$ 1,400	\$ -	\$ 1,400	\$ -	\$ 1,400	\$ -	\$ 1,400	\$ -	\$ 5,600	\$ 5,600
	NHPP/STBG	\$ 5,600	\$ -	\$ 5,600	\$ -	\$ 5,600	\$ -	\$ 5,600	\$ -	\$ 22,400	\$ -	\$ 22,400
		\$ -	\$ -	\$ -	\$ -	\$ -	\$ -	\$ -	\$ -	\$ -	\$ -	\$ -
Total		\$ 6,700	\$ 1,675	\$ 6,700	\$ 1,675	\$ 6,160	\$ 1,540	\$ 6,560	\$ 1,640	\$ 26,120	\$ 6,530	\$ 32,650


Phase	Funding	FY 2022		FY 2023		FY 2024		FY 2025		TOTAL		
		Federal	State/Local	Federal	State/Local	Federal	State/Local	Federal	State/Local	Federal	State/Local	Total
PP	State	\$ -	\$ -	\$ -	\$ -	\$ -	\$ -	\$ -	\$ 40	\$ -	\$ 40	\$ 40
	STBG	\$ -	\$ -	\$ -	\$ -	\$ -	\$ -	\$ 160	\$ -	\$ 160	\$ -	\$ 160
PE	State	\$ -	\$ -	\$ -	\$ -	\$ -	\$ -	\$ -	\$ 60	\$ -	\$ 60	\$ 60
	NHPP/STBG	\$ -	\$ -	\$ -	\$ -	\$ -	\$ -	\$ 240	\$ -	\$ 240	\$ -	\$ 240
RW	State	\$ -	\$ -	\$ -	\$ -	\$ -	\$ -	\$ -	\$ -	\$ -	\$ -	\$ -
	STBG	\$ -	\$ -	\$ -	\$ -	\$ -	\$ -	\$ -	\$ -	\$ -	\$ -	\$ -
CO	State	\$ -	\$ -	\$ -	\$ -	\$ -	\$ -	\$ -	\$ -	\$ -	\$ -	\$ -
	NHPP/STBG	\$ -	\$ -	\$ -	\$ -	\$ -	\$ -	\$ -	\$ -	\$ -	\$ -	\$ -
		\$ -	\$ -	\$ -	\$ -	\$ -	\$ -	\$ -	\$ -	\$ -	\$ -	\$ -
Total		\$ -	\$ -	\$ -	\$ -	\$ -	\$ -	\$ 400	\$ 100	\$ 400	\$ 100	\$ 500

TOTAL PROJECT COST

Prior Cost (≤ FY 2021)		STIP Cost (FY 2022-2025)		Balance to Complete (≥ FY 2026)		Total Project Cost	
Federal	\$ -	Federal	\$ 26,120	Federal	\$ -	Federal	\$ 26,120
State/Local	\$ -	State/Local	\$ 6,530	State/Local	\$ -	State/Local	\$ 6,530
Total	\$ -	Total	\$ 32,650	Total	\$ -	Total	\$ 32,650

MARYLAND STATEWIDE TIP FY 2022-2025

MDOT STIP # RU Congestion Mgmt						
SUMMARY TABLE						
Project	Amendment Criteria	Conformity Status	Environmental Status	Current Funding Level (000s)		
				Federal	State/Local	Total
Areawide Congestion Management	B	n/a	Various	\$ 25,720	\$ 6,430	\$ 32,150
	Administration	Area/MPO	CTP Page	Net Funding Change (000s)		
Description	MDOT SHA	Rural (Non-MPO)	SHA-A-34 FY 2024	\$ 3,200	\$ 800	\$ 4,000
Justification	Program to provide traffic control, management, and monitoring on MDOT SHA roadways.					
Justification	These projects together provide an important air quality component of reducing emissions from motor vehicles on MDOT SHA roadways. Most of these projects will improve safety and traffic flow operations on the existing highway system without major new construction. They will save motorists time by allowing them to avoid traffic congestion. Some of the projects will reduce congestion through the use of ITS technology innovations in communication, advanced traffic management, traveler information, etc.					

INDIVIDUAL REQUEST FORM						
STIP/TIP Amendment Criteria	Funding (000s)	FY 2022	FY 2023	FY 2024	FY 2025	Total
		<input type="checkbox"/> A) Adds new individual projects to the current STIP <input checked="" type="checkbox"/> B) Increase/decrease, scope change, advance, delay, or phase change <input type="checkbox"/> C) Removes or deletes individual listed project from the STIP <input type="checkbox"/> D) Other	Current	\$ 10,375	\$ 10,375	\$ 5,700
	Federal	\$ 8,300	\$ 8,300	\$ 4,560	\$ 4,560	\$ 25,720
	State/Local	\$ 2,075	\$ 2,075	\$ 1,140	\$ 1,140	\$ 6,430
	Proposed	\$ 10,375	\$ 10,375	\$ 5,700	\$ 9,700	\$ 36,150
	Federal	\$ 8,300	\$ 8,300	\$ 4,560	\$ 7,760	\$ 28,920
	State/Local	\$ 2,075	\$ 2,075	\$ 1,140	\$ 1,940	\$ 7,230
	Change	\$ -	\$ -	\$ -	\$ 4,000	\$ 4,000
	Federal	\$ -	\$ -	\$ -	\$ 3,200	\$ 3,200
	State/Local	\$ -	\$ -	\$ -	\$ 800	\$ 800

PHASE DETAIL												
Current	Phase/Funding	FY 2022		FY 2023		FY 2024		FY 2025		TOTAL		
		Federal	State/Local	Federal	State/Local	Federal	State/Local	Federal	State/Local	Federal	State/Local	Total
PP	State	\$ -	\$ 200	\$ -	\$ 200	\$ -	\$ 100	\$ -	\$ 100	\$ -	\$ 600	\$ 600
	NHPP/STBG	\$ 800	\$ -	\$ 800	\$ -	\$ 400	\$ -	\$ 400	\$ -	\$ 2,400	\$ -	\$ 2,400
PE	State	\$ -	\$ 600	\$ -	\$ 600	\$ -	\$ 400	\$ -	\$ 400	\$ -	\$ 2,000	\$ 2,000
	NHPP/STBG	\$ 2,400	\$ -	\$ 2,400	\$ -	\$ 1,600	\$ -	\$ 1,600	\$ -	\$ 8,000	\$ -	\$ 8,000
RW	State	\$ -	\$ 15	\$ -	\$ 15	\$ -	\$ 10	\$ -	\$ 10	\$ -	\$ 50	\$ 50
	STBG	\$ 60	\$ -	\$ 60	\$ -	\$ 40	\$ -	\$ 40	\$ -	\$ 200	\$ -	\$ 200
CO	State	\$ -	\$ 60	\$ -	\$ 60	\$ -	\$ 30	\$ -	\$ 30	\$ -	\$ 180	\$ 180
	NHPP/STBG	\$ 240	\$ -	\$ 240	\$ -	\$ 120	\$ -	\$ 120	\$ -	\$ 720	\$ -	\$ 720
Other	State	\$ -	\$ 1,200	\$ -	\$ 1,200	\$ -	\$ 600	\$ -	\$ 600	\$ -	\$ 3,600	\$ 3,600
	NHPP/STBG	\$ 4,800	\$ -	\$ 4,800	\$ -	\$ 2,400	\$ -	\$ 2,400	\$ -	\$ 14,400	\$ -	\$ 14,400
Total		\$ 8,300	\$ 2,075	\$ 8,300	\$ 2,075	\$ 4,560	\$ 1,140	\$ 4,560	\$ 1,140	\$ 25,720	\$ 6,430	\$ 32,150

Proposed	Phase/Funding	FY 2022		FY 2023		FY 2024		FY 2025		TOTAL		
		Federal	State/Local	Federal	State/Local	Federal	State/Local	Federal	State/Local	Federal	State/Local	Total
PP	State	\$ -	\$ 200	\$ -	\$ 200	\$ -	\$ 100	\$ -	\$ 100	\$ -	\$ 600	\$ 600
	NHPP/STBG	\$ 800	\$ -	\$ 800	\$ -	\$ 400	\$ -	\$ 400	\$ -	\$ 2,400	\$ -	\$ 2,400
PE	State	\$ -	\$ 600	\$ -	\$ 600	\$ -	\$ 400	\$ -	\$ 400	\$ -	\$ 2,000	\$ 2,000
	NHPP/STBG	\$ 2,400	\$ -	\$ 2,400	\$ -	\$ 1,600	\$ -	\$ 1,600	\$ -	\$ 8,000	\$ -	\$ 8,000
RW	State	\$ -	\$ 15	\$ -	\$ 15	\$ -	\$ 10	\$ -	\$ 10	\$ -	\$ 50	\$ 50
	STBG	\$ 60	\$ -	\$ 60	\$ -	\$ 40	\$ -	\$ 40	\$ -	\$ 200	\$ -	\$ 200
CO	State	\$ -	\$ 60	\$ -	\$ 60	\$ -	\$ 30	\$ -	\$ 30	\$ -	\$ 180	\$ 180
	NHPP/STBG	\$ 240	\$ -	\$ 240	\$ -	\$ 120	\$ -	\$ 120	\$ -	\$ 720	\$ -	\$ 720
Other	State	\$ -	\$ 1,200	\$ -	\$ 1,200	\$ -	\$ 600	\$ -	\$ 600	\$ -	\$ 4,400	\$ 4,400
	NHPP/STBG	\$ 4,800	\$ -	\$ 4,800	\$ -	\$ 2,400	\$ -	\$ 5,600	\$ -	\$ 17,600	\$ -	\$ 17,600
Total		\$ 8,300	\$ 2,075	\$ 8,300	\$ 2,075	\$ 4,560	\$ 1,140	\$ 7,760	\$ 1,940	\$ 28,920	\$ 7,230	\$ 36,150

Change	Phase/Funding	FY 2022		FY 2023		FY 2024		FY 2025		TOTAL		
		Federal	State/Local	Federal	State/Local	Federal	State/Local	Federal	State/Local	Federal	State/Local	Total
PP	State	\$ -	\$ -	\$ -	\$ -	\$ -	\$ -	\$ -	\$ -	\$ -	\$ -	\$ -
	NHPP/STBG	\$ -	\$ -	\$ -	\$ -	\$ -	\$ -	\$ -	\$ -	\$ -	\$ -	\$ -
PE	State	\$ -	\$ -	\$ -	\$ -	\$ -	\$ -	\$ -	\$ -	\$ -	\$ -	\$ -
	NHPP/STBG	\$ -	\$ -	\$ -	\$ -	\$ -	\$ -	\$ -	\$ -	\$ -	\$ -	\$ -
RW	State	\$ -	\$ -	\$ -	\$ -	\$ -	\$ -	\$ -	\$ -	\$ -	\$ -	\$ -
	STBG	\$ -	\$ -	\$ -	\$ -	\$ -	\$ -	\$ -	\$ -	\$ -	\$ -	\$ -
CO	State	\$ -	\$ -	\$ -	\$ -	\$ -	\$ -	\$ -	\$ -	\$ -	\$ -	\$ -
	NHPP/STBG	\$ -	\$ -	\$ -	\$ -	\$ -	\$ -	\$ -	\$ -	\$ -	\$ -	\$ -
Other	State	\$ -	\$ -	\$ -	\$ -	\$ -	\$ -	\$ -	\$ 800	\$ -	\$ 800	\$ 800
	NHPP/STBG	\$ -	\$ -	\$ -	\$ -	\$ -	\$ -	\$ 3,200	\$ -	\$ 3,200	\$ -	\$ 3,200
Total		\$ -	\$ -	\$ -	\$ -	\$ -	\$ -	\$ 3,200	\$ 800	\$ 3,200	\$ 800	\$ 4,000

TOTAL PROJECT COST							
Prior Cost (≤ FY 2021)		STIP Cost (FY 2022-2025)		Balance to Complete (≥ FY 2026)		Total Project Cost	
Federal	\$ -	Federal	\$ 28,920	Federal	\$ -	Federal	\$ 28,920
State/Local	\$ -	State/Local	\$ 7,230	State/Local	\$ -	State/Local	\$ 7,230
Total	\$ -	Total	\$ 36,150	Total	\$ -	Total	\$ 36,150


MARYLAND STATEWIDE TIP FY 2022-2025

MDOT STIP # RU Resurface MC# 22-76 06/16/2023

SUMMARY TABLE

Project	Amendment Criteria	Conformity Status	Environmental Status	Current Funding Level (000s)		
				Federal	State/Local	Total
Areawide Resurface	B	n/a	Various	\$ 186,200	\$ 46,550	\$ 232,750
	Administration	Area/MPO	CTP Page	Net Funding Change (000s)		
	MDOT SHA	Rural (Non-MPO)	SHA-A-34 FY 2024	\$ 14,400	\$ 3,600	\$ 18,000
Description	Program to provide periodic resurfacing and upgrading of MDOT SHA roadways.					
Justification	System preservation projects serve to keep MDOT SHA roadways and facilities in a state of good repair.					

INDIVIDUAL REQUEST FORM

STIP/TIP Amendment Criteria	Funding	FY 2022	FY 2023	FY 2024	FY 2025	Total	
<input type="checkbox"/> A) Adds new individual projects to the current STIP <input checked="" type="checkbox"/> B) Increase/decrease, scope change, advance, delay, or phase change <input type="checkbox"/> C) Removes or deletes individual listed project from the STIP <input type="checkbox"/> D) Other	Current (000s)	Total \$ 63,075	\$ 63,075	\$ 64,050	\$ 42,550	\$ 232,750	
		Federal	\$ 50,460	\$ 50,460	\$ 51,240	\$ 34,040	\$ 186,200
		State/Local	\$ 12,615	\$ 12,615	\$ 12,810	\$ 8,510	\$ 46,550
	Proposed (000s)	Total \$ 63,075	\$ 63,075	\$ 64,050	\$ 60,550	\$ 250,750	
		Federal	\$ 50,460	\$ 50,460	\$ 51,240	\$ 48,440	\$ 200,600
		State/Local	\$ 12,615	\$ 12,615	\$ 12,810	\$ 12,110	\$ 50,150
	Change (000s)	Total \$ -	\$ -	\$ -	\$ 18,000	\$ 18,000	
		Federal	\$ -	\$ -	\$ -	\$ 14,400	\$ 14,400
		State/Local	\$ -	\$ -	\$ -	\$ 3,600	\$ 3,600

PHASE DETAIL

Current Phase/Funding	FY 2022		FY 2023		FY 2024		FY 2025		TOTAL		
	Federal	State/Local	Federal	State/Local	Federal	State/Local	Federal	State/Local	Federal	State/Local	Total
PP State	\$ -	\$ 200	\$ -	\$ 200	\$ -	\$ 300	\$ -	\$ 100	\$ -	\$ 800	\$ 800
STBG	\$ 800	\$ -	\$ 800	\$ -	\$ 1,200	\$ -	\$ 400	\$ -	\$ 3,200	\$ -	\$ 3,200
PE State	\$ -	\$ 400	\$ -	\$ 400	\$ -	\$ 500	\$ -	\$ 400	\$ -	\$ 1,700	\$ 1,700
STBG	\$ 1,600	\$ -	\$ 1,600	\$ -	\$ 2,000	\$ -	\$ 1,600	\$ -	\$ 6,800	\$ -	\$ 6,800
RW State	\$ -	\$ 15	\$ -	\$ 15	\$ -	\$ 10	\$ -	\$ 10	\$ -	\$ 50	\$ 50
STBG	\$ 60	\$ -	\$ 60	\$ -	\$ 40	\$ -	\$ 40	\$ -	\$ 200	\$ -	\$ 200
CO State	\$ -	\$ 12,000	\$ -	\$ 12,000	\$ -	\$ 12,000	\$ -	\$ 8,000	\$ -	\$ 44,000	\$ 44,000
NHPP/STBG	\$ 48,000	\$ -	\$ 48,000	\$ -	\$ 48,000	\$ -	\$ 32,000	\$ -	\$ 176,000	\$ -	\$ 176,000
Total	\$ 50,460	\$ 12,615	\$ 50,460	\$ 12,615	\$ 51,240	\$ 12,810	\$ 34,040	\$ 8,510	\$ 186,200	\$ 46,550	\$ 232,750

Proposed Phase/Funding	FY 2022		FY 2023		FY 2024		FY 2025		TOTAL		
	Federal	State/Local	Federal	State/Local	Federal	State/Local	Federal	State/Local	Federal	State/Local	Total
PP State	\$ -	\$ 200	\$ -	\$ 200	\$ -	\$ 300	\$ -	\$ 100	\$ -	\$ 800	\$ 800
STBG	\$ 800	\$ -	\$ 800	\$ -	\$ 1,200	\$ -	\$ 400	\$ -	\$ 3,200	\$ -	\$ 3,200
PE State	\$ -	\$ 400	\$ -	\$ 400	\$ -	\$ 500	\$ -	\$ 400	\$ -	\$ 1,700	\$ 1,700
STBG	\$ 1,600	\$ -	\$ 1,600	\$ -	\$ 2,000	\$ -	\$ 1,600	\$ -	\$ 6,800	\$ -	\$ 6,800
RW State	\$ -	\$ 15	\$ -	\$ 15	\$ -	\$ 10	\$ -	\$ 10	\$ -	\$ 50	\$ 50
STBG	\$ 60	\$ -	\$ 60	\$ -	\$ 40	\$ -	\$ 40	\$ -	\$ 200	\$ -	\$ 200
CO State	\$ -	\$ 12,000	\$ -	\$ 12,000	\$ -	\$ 12,000	\$ -	\$ 11,600	\$ -	\$ 47,600	\$ 47,600
NHPP/STBG	\$ 48,000	\$ -	\$ 48,000	\$ -	\$ 48,000	\$ -	\$ 46,400	\$ -	\$ 190,400	\$ -	\$ 190,400
Total	\$ 50,460	\$ 12,615	\$ 50,460	\$ 12,615	\$ 51,240	\$ 12,810	\$ 48,440	\$ 12,110	\$ 200,600	\$ 50,150	\$ 250,750

Change Phase/Funding	FY 2022		FY 2023		FY 2024		FY 2025		TOTAL		
	Federal	State/Local	Federal	State/Local	Federal	State/Local	Federal	State/Local	Federal	State/Local	Total
PP State	\$ -	\$ -	\$ -	\$ -	\$ -	\$ -	\$ -	\$ -	\$ -	\$ -	\$ -
STBG	\$ -	\$ -	\$ -	\$ -	\$ -	\$ -	\$ -	\$ -	\$ -	\$ -	\$ -
PE State	\$ -	\$ -	\$ -	\$ -	\$ -	\$ -	\$ -	\$ -	\$ -	\$ -	\$ -
STBG	\$ -	\$ -	\$ -	\$ -	\$ -	\$ -	\$ -	\$ -	\$ -	\$ -	\$ -
RW State	\$ -	\$ -	\$ -	\$ -	\$ -	\$ -	\$ -	\$ -	\$ -	\$ -	\$ -
STBG	\$ -	\$ -	\$ -	\$ -	\$ -	\$ -	\$ -	\$ -	\$ -	\$ -	\$ -
CO State	\$ -	\$ -	\$ -	\$ -	\$ -	\$ -	\$ -	\$ 3,600	\$ -	\$ 3,600	\$ 3,600
NHPP/STBG	\$ -	\$ -	\$ -	\$ -	\$ -	\$ -	\$ 14,400	\$ -	\$ 14,400	\$ -	\$ 14,400
Total	\$ -	\$ -	\$ -	\$ -	\$ -	\$ -	\$ 14,400	\$ 3,600	\$ 14,400	\$ 3,600	\$ 18,000

TOTAL PROJECT COST

Prior Cost (≤ FY 2021)		STIP Cost (FY 2022-2025)		Balance to Complete (≥ FY 2026)		Total Project Cost	
Federal	\$ -	Federal	\$ 200,600	Federal	\$ -	Federal	\$ 200,600
State/Local	\$ -	State/Local	\$ 50,150	State/Local	\$ -	State/Local	\$ 50,150
Total	\$ -	Total	\$ 250,750	Total	\$ -	Total	\$ 250,750


MARYLAND STATEWIDE TIP FY 2022-2025

MDOT STIP # RU Safety/Spot MC# 22-76 06/16/2023

SUMMARY TABLE

Project	Amendment Criteria	Conformity Status	Environmental Status	Current Funding Level (000s)		
				Federal	State/Local	Total
Areawide Safety and Spot Improvements	B	n/a	Various	\$ 68,980	\$ 17,520	\$ 86,500
	Administration	Area/MPO	CTP Page	Net Funding Change (000s)		
Description	MDOT SHA	Rural (Non-MPO)	SHA-A-34 FY 2024	\$ 14,037	\$ 3,463	\$ 17,500
Justification	Program to provide localized improvements to address safety and/or operational issues on MDOT SHA roadways.					
Justification	Will improve safety and the flow of traffic, thereby reducing fatalities, injuries, congestion, and queuing.					

INDIVIDUAL REQUEST FORM

STIP/TIP Amendment Criteria	Current (000s)	Funding				Total
		FY 2022	FY 2023	FY 2024	FY 2025	
<input type="checkbox"/> A) Adds new individual projects to the current STIP						
<input checked="" type="checkbox"/> B) Increase/decrease, scope change, advance, delay, or phase change						
<input type="checkbox"/> C) Removes or deletes individual listed project from the STIP						
<input type="checkbox"/> D) Other						
	Total	\$ 18,400	\$ 23,520	\$ 22,819	\$ 21,761	\$ 86,500
	Federal	\$ 14,720	\$ 18,779	\$ 18,195	\$ 17,286	\$ 68,980
	State/Local	\$ 3,680	\$ 4,741	\$ 4,624	\$ 4,475	\$ 17,520
	Total	\$ 18,400	\$ 23,520	\$ 22,819	\$ 39,261	\$ 104,000
	Total	\$ 14,720	\$ 18,779	\$ 18,195	\$ 31,323	\$ 83,017
	Federal	\$ 14,720	\$ 18,779	\$ 18,195	\$ 17,286	\$ 68,980
	State/Local	\$ 3,680	\$ 4,741	\$ 4,624	\$ 4,037	\$ 20,983
	Total	\$ -	\$ -	\$ -	\$ -	\$ 17,500
	Federal	\$ -	\$ -	\$ -	\$ -	\$ 14,037
State/Local	\$ -	\$ -	\$ -	\$ -	\$ 3,463	

PHASE DETAIL

Current Phase/Funding	FY 2022		FY 2023		FY 2024		FY 2025		TOTAL		
	Federal	State/Local	Federal	State/Local	Federal	State/Local	Federal	State/Local	Federal	State/Local	Total
PP State	\$ -	\$ 150	\$ -	\$ 150	\$ -	\$ 500	\$ -	\$ 500	\$ -	\$ 1,300	\$ 1,300
HSIP/STBG	\$ 600	\$ -	\$ 600	\$ -	\$ 2,000	\$ -	\$ 2,000	\$ -	\$ 5,200	\$ -	\$ 5,200
PE State	\$ -	\$ 300	\$ -	\$ 761	\$ -	\$ 909	\$ -	\$ 958	\$ -	\$ 2,928	\$ 2,928
HSIP/NHPP	\$ 1,200	\$ -	\$ 3,459	\$ -	\$ 3,335	\$ -	\$ 3,648	\$ -	\$ 11,642	\$ -	\$ 11,642
RW State	\$ -	\$ 30	\$ -	\$ 30	\$ -	\$ 15	\$ -	\$ 15	\$ -	\$ 90	\$ 90
HSIP/CRP/NHPP	\$ 120	\$ -	\$ 120	\$ -	\$ 60	\$ -	\$ 60	\$ -	\$ 360	\$ -	\$ 360
CO State	\$ -	\$ 3,200	\$ -	\$ 3,800	\$ -	\$ 3,200	\$ -	\$ 3,002	\$ -	\$ 13,202	\$ 13,202
HSIP/NHPP/STBG	\$ 12,800	\$ -	\$ 14,600	\$ -	\$ 12,800	\$ -	\$ 11,578	\$ -	\$ 51,778	\$ -	\$ 51,778
Total	\$ 14,720	\$ 3,680	\$ 18,779	\$ 4,741	\$ 18,195	\$ 4,624	\$ 17,286	\$ 4,475	\$ 68,980	\$ 17,520	\$ 86,500

Proposed Phase/Funding	FY 2022		FY 2023		FY 2024		FY 2025		TOTAL		
	Federal	State/Local	Federal	State/Local	Federal	State/Local	Federal	State/Local	Federal	State/Local	Total
PP State	\$ -	\$ 150	\$ -	\$ 150	\$ -	\$ 500	\$ -	\$ 500	\$ -	\$ 1,300	\$ 1,300
HSIP/STBG	\$ 600	\$ -	\$ 600	\$ -	\$ 2,000	\$ -	\$ 2,000	\$ -	\$ 5,200	\$ -	\$ 5,200
PE State	\$ -	\$ 300	\$ -	\$ 761	\$ -	\$ 909	\$ -	\$ 1,321	\$ -	\$ 3,291	\$ 3,291
HSIP/NHPP	\$ 1,200	\$ -	\$ 3,459	\$ -	\$ 3,335	\$ -	\$ 5,285	\$ -	\$ 13,279	\$ -	\$ 13,279
RW State	\$ -	\$ 30	\$ -	\$ 30	\$ -	\$ 15	\$ -	\$ 115	\$ -	\$ 190	\$ 190
HSIP/CRP/NHPP	\$ 120	\$ -	\$ 120	\$ -	\$ 60	\$ -	\$ 460	\$ -	\$ 760	\$ -	\$ 760
CO State	\$ -	\$ 3,200	\$ -	\$ 3,800	\$ -	\$ 3,200	\$ -	\$ 6,002	\$ -	\$ 16,202	\$ 16,202
HSIP/NHPP/STBG	\$ 12,800	\$ -	\$ 14,600	\$ -	\$ 12,800	\$ -	\$ 23,578	\$ -	\$ 63,778	\$ -	\$ 63,778
Total	\$ 14,720	\$ 3,680	\$ 18,779	\$ 4,741	\$ 18,195	\$ 4,624	\$ 31,323	\$ 7,938	\$ 83,017	\$ 20,983	\$ 104,000

Change Phase/Funding	FY 2022		FY 2023		FY 2024		FY 2025		TOTAL		
	Federal	State/Local	Federal	State/Local	Federal	State/Local	Federal	State/Local	Federal	State/Local	Total
PP State	\$ -	\$ -	\$ -	\$ -	\$ -	\$ -	\$ -	\$ -	\$ -	\$ -	\$ -
HSIP/STBG	\$ -	\$ -	\$ -	\$ -	\$ -	\$ -	\$ -	\$ -	\$ -	\$ -	\$ -
PE State	\$ -	\$ -	\$ -	\$ -	\$ -	\$ -	\$ -	\$ 363	\$ -	\$ 363	\$ 363
HSIP/NHPP	\$ -	\$ -	\$ -	\$ -	\$ -	\$ -	\$ 1,637	\$ -	\$ 1,637	\$ -	\$ 1,637
RW State	\$ -	\$ -	\$ -	\$ -	\$ -	\$ -	\$ -	\$ 100	\$ -	\$ 100	\$ 100
HSIP/CRP/NHPP	\$ -	\$ -	\$ -	\$ -	\$ -	\$ -	\$ 400	\$ -	\$ 400	\$ -	\$ 400
CO State	\$ -	\$ -	\$ -	\$ -	\$ -	\$ -	\$ -	\$ 3,000	\$ -	\$ 3,000	\$ 3,000
HSIP/NHPP/STBG	\$ -	\$ -	\$ -	\$ -	\$ -	\$ -	\$ 12,000	\$ -	\$ 12,000	\$ -	\$ 12,000
Total	\$ -	\$ -	\$ -	\$ -	\$ -	\$ -	\$ 14,037	\$ 3,463	\$ 14,037	\$ 3,463	\$ 17,500

TOTAL PROJECT COST

Prior Cost (≤ FY 2021)		STIP Cost (FY 2022-2025)		Balance to Complete (≥ FY 2026)		Total Project Cost	
Federal	\$ -	Federal	\$ 83,017	Federal	\$ -	Federal	\$ 83,017
State/Local	\$ -	State/Local	\$ 20,983	State/Local	\$ -	State/Local	\$ 20,983
Total	\$ -	Total	\$ 104,000	Total	\$ -	Total	\$ 104,000

MEMORANDUM

TO: DEPUTY DIRECTOR MICHELLE MARTIN
 OFFICE OF PLANNING AND CAPITAL PROGRAMMING (OPCP)
 MARYLAND DEPARTMENT OF TRANSPORTATION (MDOT)

ATTN: OPCP REGIONAL PLANNER DAN JANOUSEK
 OPCP REGIONAL PLANNER KARI SNYDER

FROM: CHIEF TARA PENDERS *Tara* For Tara Penders
 REGIONAL AND INTERMODAL PLANNING DIVISION (RIPD)

SUBJECT: REQUEST TO AMEND THE FY 2022-2025 MARYLAND STATEWIDE
 TRANSPORTATION IMPROVEMENT PROGRAM (STIP)

DATE: JUNE 20, 2024

RESPONSE
REQUESTED BY: N/A

PURPOSE OF MEMORANDUM

To request the MDOT OPCP approve and forward to the Federal Highway Administration (FHWA) for its approval the following STIP amendments.

SUMMARY

The MDOT State Highway Administration (SHA) hereby requests amendment of the FY 2022-2025 Maryland STIP to reflect the following five actions.

STIP	PROJECT	PHASE	NEW FUNDING
AZ023A	OMT Geotechnical Asset Management (FY 25)	PP	\$500,000
AZ2931	OMT Pavement Program Development (FY 25)	PP	\$2,200,000
AZ2932	OMT ARAN pavement network condition data collection (FY 25)	PP	\$1,100,000
AZ2933	OMT Skid Pavement Network Condition Data Collection (FY 25)	PP	\$800,000
AZ2934	OMT Fund 77 Pavement & System Preservation Planning (FY25)	PP	\$1,200,000

(Please note STIP references included herein, e.g., AZ023A, are based on SHA contracts issued in FY 2025. The SHA contracts covering subsequent fiscal years do not use the same alphanumeric contract descriptor as used in FY 2025. The SHA is retaining these original STIP references, however, for continuity purposes as the projects and activities remain the same beyond FY 2025.)

OMT Geotechnical Asset Management (AZ023A) – This requested amendment reflects the addition of a new statewide project with \$500,000 in project planning funding. This project is wholly federally funded as SHA will use toll credits to convert the State funding component to federal funds. This project enables SHA to continue to ensure SHA roads are maintained in a state of good repair by identifying geotechnical asset inventory conditions and risk-based strategy to support analysis and Engineering. The funding added by this amendment covers SHA’s programmed expenditures for FY 2025.

OMT Pavement Program development (AZ2931) – This requested amendment reflects the addition of a new statewide project with \$2,200,000 in project planning funding. This project is wholly federally funded as SHA will use toll credits to convert the State funding component to federal funds. This project enables SHA to continue to ensure SHA roads are maintained in a state of good repair by supporting SHA’s work to provide the development of optimization analysis reports, and FHWA and TSO transportation asset management plans. The funding added by this amendment covers SHA’s programmed expenditures for FY 2025.

OMT ARAN pavement network condition data collection (AZ2932) – This requested amendment reflects the addition of a new statewide project with \$1,100,000 in project planning funding. This project is wholly federally funded as SHA will use toll credits to convert the State funding component to federal funds. This project enables SHA to collect pavement network condition data and ensure requirements are met to improve the quality of SHA data submitted to the Highway Performance Monitoring System (HPMS). The funding added by this amendment covers SHA’s programmed expenditures for FY 2025.

OMT Skid Pavement Network Condition Data Collection (AZ2933) – This requested amendment reflects the addition of a new statewide project with \$800,000 in project planning funding. This project is wholly federally funded as SHA will use toll credits to convert the State funding component to federal funds. This project enables SHA to collect network level pavement and friction data to ensure that SHA roads are maintained in a state of good repair by supporting the production of Fund 77 Skid Data Collection. The funding added by this amendment covers SHA’s programmed expenditures for FY 2025.

OMT Pavement Engineering and System Preservation Planning (AZ2934) – This requested amendment reflects the addition of a new statewide project with \$1,200,000 in project planning funding. This project is wholly federally funded as SHA will use toll credits to convert the State funding component to federal funds. This project enables SHA to ensure that SHA roads are maintained in a state of good repair by assisting the districts with project and pavement treatment selection. The funding added by this amendment covers SHA’s programmed expenditures for FY 2025.

The attached STIP reports document MDOT’s requested amendments with respect to funding for the above projects. These requested actions will not impact scheduling or funding availability for other projects in the current STIP, which remains fiscally constrained. The amended funding does not affect the portion of federal funding programmed for transit or allocations of state aid to local jurisdictions in lieu of federal aid.

Ms. Michelle Martin
Page Three

In addition, the Maryland Transportation Trust Fund (TTF) remains fiscally constrained. The TTF supports State transportation system operation and maintenance, MDOT administration, debt service, and capital projects. Semiannually, MDOT updates revenues and expenditures using two national forecasting companies' latest economic estimates. The MDOT published funding details in the FY 2022-2027 Consolidated Transportation Program (<https://mdot.maryland.gov/tso/Pages/Index.aspx?PageId=27>) and FY 2022-2025 Maryland STIP (<https://mdot.maryland.gov/tso/pages/Index.aspx?PageId=117>).

Please amend the FY 2022-2025 Maryland STIP to reflect the funding information provided in the attachments. If you have any questions, please contact Mr. Derrick Sexton, SHA Regional and Intermodal Planning Division (RIPD) Regional Planner, at 410-545-5560 or dsexton@mdot.maryland.gov.

ATTACHMENTS

- FY 2022-2025 Maryland STIP project AZ023A report
- FY 2022-2025 Maryland STIP project AZ2931 report
- FY 2022-2025 Maryland STIP project AZ2932 report
- FY 2022-2025 Maryland STIP project AZ2933 report
- FY 2022-2025 Maryland STIP project AZ2934 report

cc: Mr. Ray Moravec, P.E., Director, Office of Planning and Preliminary Engineering, SHA
Dr. Yuanguo Chen, Team Leader, Pavement Testing, Office of Materials Technology (OMT),
SHA
Mr. Paulo DeSousa, P.E., Assistant Division Chief, Pavement Design, OMT, SHA
Mr. Madan Gaddan, P.E., Assistant Division Chief, Engineering Geology, OMT, SHA
Dr. Emad Gheibi, P.E., Assistant Chief, RIPD, SHA
Mr. Kelvin Moulden Assistant Division Chief, Pavement Management, OMT, SHA
Ms. Thomasina Saxon, Administrative Assistant Executive, RIPD, SHA
Mr. Derrick Sexton, Regional Planner, RIPD, SHA
Mr. Sina Zabihi, Assistant Regional Planner, RIPD, SHA

MARYLAND STATEWIDE TIP FY 2022-2025

MDOT STIP # AZ023A


SUMMARY TABLE

Project	Amendment Criteria	Conformity Status	Environmental Status	Current Funding Level (000s)		
				Federal	State/Local	Total
OMT Geotechnical Asset Management	A	n/a	n/a	\$ -	\$ -	\$ -
				Net Funding Change (000s)		
	Administration	Area/MPO	CTP Page	Federal	State/Local	Total
	MDOT SHA	Rural (Non-MPO)	SHA-A-34 FY 2024	\$ 400	\$ 100	\$ 500

Description: Support for maintenance of MDOT SHA's geotechnical asset inventory, condition, and risk-based strategy information in a GIS data warehouse including highway cut slopes, embankments, ground improvements, and subsurface exploration data.

Justification: This project enables MDOT SHA to continue to ensure SHA roads are maintained in a state of good repair.

INDIVIDUAL REQUEST FORM

STIP/TIP Amendment Criteria		Funding					Total
		FY 2022	FY 2023	FY 2024	FY 2025		
<input checked="" type="checkbox"/> A) Adds new individual projects to the current STIP <input type="checkbox"/> B) Increase/decrease, scope change, advance, delay, or phase change <input type="checkbox"/> C) Removes or deletes individual listed project from the STIP <input type="checkbox"/> D) Other	Current (000s)	Total	\$ -	\$ -	\$ -	\$ -	\$ -
		Federal	\$ -	\$ -	\$ -	\$ -	\$ -
		State/Local	\$ -	\$ -	\$ -	\$ -	\$ -
	Proposed (000s)	Total	\$ -	\$ -	\$ -	\$ 500	\$ 500
		Federal	\$ -	\$ -	\$ -	\$ 400	\$ 400
		State/Local	\$ -	\$ -	\$ -	\$ 100	\$ 100
	Change (000s)	Total	\$ -	\$ -	\$ -	\$ 500	\$ 500
		Federal	\$ -	\$ -	\$ -	\$ 400	\$ 400
		State/Local	\$ -	\$ -	\$ -	\$ 100	\$ 100

PHASE DETAIL

Current		FY 2022		FY 2023		FY 2024		FY 2025		TOTAL		
Phase	Funding	Federal	State/Local	Federal	State/Local	Federal	State/Local	Federal	State/Local	Federal	State/Local	Total
PP		\$ -	\$ -	\$ -	\$ -	\$ -	\$ -	\$ -	\$ -	\$ -	\$ -	\$ -
PE		\$ -	\$ -	\$ -	\$ -	\$ -	\$ -	\$ -	\$ -	\$ -	\$ -	\$ -
RW		\$ -	\$ -	\$ -	\$ -	\$ -	\$ -	\$ -	\$ -	\$ -	\$ -	\$ -
CO		\$ -	\$ -	\$ -	\$ -	\$ -	\$ -	\$ -	\$ -	\$ -	\$ -	\$ -
Other		\$ -	\$ -	\$ -	\$ -	\$ -	\$ -	\$ -	\$ -	\$ -	\$ -	\$ -
Total		\$ -	\$ -	\$ -	\$ -	\$ -	\$ -	\$ -	\$ -	\$ -	\$ -	\$ -

Proposed		FY 2022		FY 2023		FY 2024		FY 2025		TOTAL		
Phase	Funding	Federal	State/Local	Federal	State/Local	Federal	State/Local	Federal	State/Local	Federal	State/Local	Total
PP	STBG-Y240	\$ -	\$ -	\$ -	\$ -	\$ -	\$ -	\$ 400	\$ 100	\$ 400	\$ 100	\$ 500
PE		\$ -	\$ -	\$ -	\$ -	\$ -	\$ -	\$ -	\$ -	\$ -	\$ -	\$ -
RW		\$ -	\$ -	\$ -	\$ -	\$ -	\$ -	\$ -	\$ -	\$ -	\$ -	\$ -
CO		\$ -	\$ -	\$ -	\$ -	\$ -	\$ -	\$ -	\$ -	\$ -	\$ -	\$ -
Other		\$ -	\$ -	\$ -	\$ -	\$ -	\$ -	\$ -	\$ -	\$ -	\$ -	\$ -
Total		\$ -	\$ -	\$ -	\$ -	\$ -	\$ -	\$ 400	\$ 100	\$ 400	\$ 100	\$ 500

Change		FY 2022		FY 2023		FY 2024		FY 2025		TOTAL		
Phase	Funding	Federal	State/Local	Federal	State/Local	Federal	State/Local	Federal	State/Local	Federal	State/Local	Total
PP		\$ -	\$ -	\$ -	\$ -	\$ -	\$ -	\$ 400	\$ 100	\$ 400	\$ 100	\$ 500
PE		\$ -	\$ -	\$ -	\$ -	\$ -	\$ -	\$ -	\$ -	\$ -	\$ -	\$ -
RW		\$ -	\$ -	\$ -	\$ -	\$ -	\$ -	\$ -	\$ -	\$ -	\$ -	\$ -
CO		\$ -	\$ -	\$ -	\$ -	\$ -	\$ -	\$ -	\$ -	\$ -	\$ -	\$ -
Other		\$ -	\$ -	\$ -	\$ -	\$ -	\$ -	\$ -	\$ -	\$ -	\$ -	\$ -
Total		\$ -	\$ -	\$ -	\$ -	\$ -	\$ -	\$ 400	\$ 100	\$ 400	\$ 100	\$ 500

TOTAL PROJECT COST

Prior Cost (≤ FY 2021)		STIP Cost (FY 2022-2025)		Balance to Complete (≥ FY 2026)		Total Project Cost	
Federal	\$ -	Federal	\$ 400	Federal	\$ -	Federal	\$ 400
State/Local	\$ -	State/Local	\$ 100	State/Local	\$ -	State/Local	\$ 100
Total	\$ -	Total	\$ 500	Total	\$ -	Total	\$ 500

MARYLAND STATEWIDE TIP FY 2022-2025

MDOT STIP # AZ2931


SUMMARY TABLE

Project	Amendment Criteria	Conformity Status	Environmental Status	Current Funding Level (000s)		
				Federal	State/Local	Total
OMT Pavement Program Development	A	n/a	n/a	\$ -	\$ -	\$ -
				Net Funding Change (000s)		
	Administration	Area/MPO	CTP Page	Federal	State/Local	Total
	MDOT SHA	Rural (Non-MPO)	SHA-A-34 FY 2024	\$ 1,760	\$ 440	\$ 2,200

Description: Support for MDOT SHA's work to produce system preservation reports, pavement optimization analysis reports, and informs FHWA and MDOT transportation asset management decision-making.

Justification: This project enables MDOT SHA to continue to ensure SHA roads are maintained in a state of good repair.

INDIVIDUAL REQUEST FORM

STIP/TIP Amendment Criteria	Funding (000s)	FY 2022	FY 2023	FY 2024	FY 2025	Total
		<input checked="" type="checkbox"/> A) Adds new individual projects to the current STIP	Total	\$ -	\$ -	\$ -
<input type="checkbox"/> B) Increase/decrease, scope change, advance, delay, or phase change	Federal	\$ -	\$ -	\$ -	\$ -	\$ -
<input type="checkbox"/> C) Removes or deletes individual listed project from the STIP	State/Local	\$ -	\$ -	\$ -	\$ -	\$ -
<input type="checkbox"/> D) Other	Total	\$ -	\$ -	\$ -	\$ 2,200	\$ 2,200
	Federal	\$ -	\$ -	\$ -	\$ 1,760	\$ 1,760
	State/Local	\$ -	\$ -	\$ -	\$ 440	\$ 440
	Total	\$ -	\$ -	\$ -	\$ 2,200	\$ 2,200
	Federal	\$ -	\$ -	\$ -	\$ 1,760	\$ 1,760
	State/Local	\$ -	\$ -	\$ -	\$ 440	\$ 440
	Total	\$ -	\$ -	\$ -	\$ 440	\$ 440

PHASE DETAIL

Current	FY 2022		FY 2023		FY 2024		FY 2025		TOTAL		
	Phase	Funding	Federal	State/Local	Federal	State/Local	Federal	State/Local	Federal	State/Local	Total
PP		\$ -	\$ -	\$ -	\$ -	\$ -	\$ -	\$ -	\$ -	\$ -	\$ -
PE		\$ -	\$ -	\$ -	\$ -	\$ -	\$ -	\$ -	\$ -	\$ -	\$ -
RW		\$ -	\$ -	\$ -	\$ -	\$ -	\$ -	\$ -	\$ -	\$ -	\$ -
CO		\$ -	\$ -	\$ -	\$ -	\$ -	\$ -	\$ -	\$ -	\$ -	\$ -
Other		\$ -	\$ -	\$ -	\$ -	\$ -	\$ -	\$ -	\$ -	\$ -	\$ -
Total		\$ -	\$ -	\$ -	\$ -	\$ -	\$ -	\$ -	\$ -	\$ -	\$ -

Proposed	FY 2022		FY 2023		FY 2024		FY 2025		TOTAL		
	Phase	Funding	Federal	State/Local	Federal	State/Local	Federal	State/Local	Federal	State/Local	Total
PP	STBG-Y240	\$ -	\$ -	\$ -	\$ -	\$ -	\$ 1,760	\$ 440	\$ 1,760	\$ 440	\$ 2,200
PE		\$ -	\$ -	\$ -	\$ -	\$ -	\$ -	\$ -	\$ -	\$ -	\$ -
RW		\$ -	\$ -	\$ -	\$ -	\$ -	\$ -	\$ -	\$ -	\$ -	\$ -
CO		\$ -	\$ -	\$ -	\$ -	\$ -	\$ -	\$ -	\$ -	\$ -	\$ -
Other		\$ -	\$ -	\$ -	\$ -	\$ -	\$ -	\$ -	\$ -	\$ -	\$ -
Total		\$ -	\$ -	\$ -	\$ -	\$ -	\$ 1,760	\$ 440	\$ 1,760	\$ 440	\$ 2,200

Change	FY 2022		FY 2023		FY 2024		FY 2025		TOTAL		
	Phase	Funding	Federal	State/Local	Federal	State/Local	Federal	State/Local	Federal	State/Local	Total
PP	STBG -Y240	\$ -	\$ -	\$ -	\$ -	\$ -	\$ 1,760	\$ 440	\$ 1,760	\$ 440	\$ 2,200
PE		\$ -	\$ -	\$ -	\$ -	\$ -	\$ -	\$ -	\$ -	\$ -	\$ -
RW		\$ -	\$ -	\$ -	\$ -	\$ -	\$ -	\$ -	\$ -	\$ -	\$ -
CO		\$ -	\$ -	\$ -	\$ -	\$ -	\$ -	\$ -	\$ -	\$ -	\$ -
Other		\$ -	\$ -	\$ -	\$ -	\$ -	\$ -	\$ -	\$ -	\$ -	\$ -
Total		\$ -	\$ -	\$ -	\$ -	\$ -	\$ 1,760	\$ 440	\$ 1,760	\$ 440	\$ 2,200

TOTAL PROJECT COST

Prior Cost (≤ FY 2021)		STIP Cost (FY 2022-2025)		Balance to Complete (≥ FY 2026)		Total Project Cost	
Federal	\$ -	Federal	\$ 1,760	Federal	\$ -	Federal	\$ 1,760
State/Local	\$ -	State/Local	\$ 440	State/Local	\$ -	State/Local	\$ 440
Total	\$ -	Total	\$ 2,200	Total	\$ -	Total	\$ 2,200

MARYLAND STATEWIDE TIP FY 2022-2025

MDOT STIP # AZ2932


SUMMARY TABLE

Project	Amendment Criteria	Conformity Status	Environmental Status	Current Funding Level (000s)		
				Federal	State/Local	Total
OMT ARAN Pavement Network Condition Data Collection	A	n/a	n/a	\$ -	\$ -	\$ -
				Net Funding Change (000s)		
	Administration	Area/MPO	CTP Page	Federal	State/Local	Total
	MDOT SHA	Rural (Non-MPO)	SHA-A-34 FY 2024	\$ 880	\$ 220	\$ 1,100

Description: Support for MDOT SHA's ARAN data collection of pavement network condition data

Justification: This project enables MDOT SHA to continue to ensure requirements are met to improve the quality of SHA data submitted to the Highway Performance Monitoring System (HPMS).

INDIVIDUAL REQUEST FORM

STIP/TIP Amendment Criteria	Funding (000s)	FY 2022	FY 2023	FY 2024	FY 2025	Total
		<input checked="" type="checkbox"/> A) Adds new individual projects to the current STIP	Total	\$ -	\$ -	\$ -
<input type="checkbox"/> B) Increase/decrease, scope change, advance, delay, or phase change	Federal	\$ -	\$ -	\$ -	\$ -	\$ -
<input type="checkbox"/> C) Removes or deletes individual listed project from the STIP	State/Local	\$ -	\$ -	\$ -	\$ -	\$ -
<input type="checkbox"/> D) Other	Total	\$ -	\$ -	\$ -	\$ 1,100	\$ 1,100
	Federal	\$ -	\$ -	\$ -	\$ 880	\$ 880
	State/Local	\$ -	\$ -	\$ -	\$ 220	\$ 220
	Total	\$ -	\$ -	\$ -	\$ 1,100	\$ 1,100
	Federal	\$ -	\$ -	\$ -	\$ 880	\$ 880
	State/Local	\$ -	\$ -	\$ -	\$ 220	\$ 220
	Total	\$ -	\$ -	\$ -	\$ 880	\$ 880

PHASE DETAIL

Current	FY 2022		FY 2023		FY 2024		FY 2025		TOTAL		
	Federal	State/Local	Federal	State/Local	Federal	State/Local	Federal	State/Local	Federal	State/Local	Total
PP	\$ -	\$ -	\$ -	\$ -	\$ -	\$ -	\$ -	\$ -	\$ -	\$ -	\$ -
PE	\$ -	\$ -	\$ -	\$ -	\$ -	\$ -	\$ -	\$ -	\$ -	\$ -	\$ -
RW	\$ -	\$ -	\$ -	\$ -	\$ -	\$ -	\$ -	\$ -	\$ -	\$ -	\$ -
CO	\$ -	\$ -	\$ -	\$ -	\$ -	\$ -	\$ -	\$ -	\$ -	\$ -	\$ -
Other	\$ -	\$ -	\$ -	\$ -	\$ -	\$ -	\$ -	\$ -	\$ -	\$ -	\$ -
Total	\$ -	\$ -	\$ -	\$ -	\$ -	\$ -	\$ -	\$ -	\$ -	\$ -	\$ -

Proposed	FY 2022		FY 2023		FY 2024		FY 2025		TOTAL		
	Federal	State/Local	Federal	State/Local	Federal	State/Local	Federal	State/Local	Federal	State/Local	Total
PP	\$ -	\$ -	\$ -	\$ -	\$ -	\$ -	\$ 880	\$ 220	\$ 880	\$ 220	\$ 1,100
PE	\$ -	\$ -	\$ -	\$ -	\$ -	\$ -	\$ -	\$ -	\$ -	\$ -	\$ -
RW	\$ -	\$ -	\$ -	\$ -	\$ -	\$ -	\$ -	\$ -	\$ -	\$ -	\$ -
CO	\$ -	\$ -	\$ -	\$ -	\$ -	\$ -	\$ -	\$ -	\$ -	\$ -	\$ -
Other	\$ -	\$ -	\$ -	\$ -	\$ -	\$ -	\$ -	\$ -	\$ -	\$ -	\$ -
Total	\$ -	\$ -	\$ -	\$ -	\$ -	\$ -	\$ 880	\$ 220	\$ 880	\$ 220	\$ 1,100

Change	FY 2022		FY 2023		FY 2024		FY 2025		TOTAL		
	Federal	State/Local	Federal	State/Local	Federal	State/Local	Federal	State/Local	Federal	State/Local	Total
PP	\$ -	\$ -	\$ -	\$ -	\$ -	\$ -	\$ 880	\$ 220	\$ 880	\$ 220	\$ 1,100
PE	\$ -	\$ -	\$ -	\$ -	\$ -	\$ -	\$ -	\$ -	\$ -	\$ -	\$ -
RW	\$ -	\$ -	\$ -	\$ -	\$ -	\$ -	\$ -	\$ -	\$ -	\$ -	\$ -
CO	\$ -	\$ -	\$ -	\$ -	\$ -	\$ -	\$ -	\$ -	\$ -	\$ -	\$ -
Other	\$ -	\$ -	\$ -	\$ -	\$ -	\$ -	\$ -	\$ -	\$ -	\$ -	\$ -
Total	\$ -	\$ -	\$ -	\$ -	\$ -	\$ -	\$ 880	\$ 220	\$ 880	\$ 220	\$ 1,100

TOTAL PROJECT COST

Prior Cost (≤ FY 2021)		STIP Cost (FY 2022-2025)		Balance to Complete (≥ FY 2026)		Total Project Cost	
Federal	\$ -	Federal	\$ 880	Federal	\$ -	Federal	\$ 880
State/Local	\$ -	State/Local	\$ 220	State/Local	\$ -	State/Local	\$ 220
Total	\$ -	Total	\$ 1,100	Total	\$ -	Total	\$ 1,100

MARYLAND STATEWIDE TIP FY 2022-2025

MDOT STIP # AZ2933


SUMMARY TABLE

Project	Amendment Criteria	Conformity Status	Environmental Status	Current Funding Level (000s)		
				Federal	State/Local	Total
OMT Skid Pavement Network Condition Data Collection	A	n/a	n/a	\$ -	\$ -	\$ -
				Net Funding Change (000s)		
				Federal	State/Local	Total
MDOT SHA				\$ 640	\$ 160	\$ 800

Description: Support for MDOT SHA's Skid data collection of network level pavement

Justification: This project enables MDOT SHA to continue to ensure SHA roads are maintained in a state of good repair by supporting the production of Fund 77 Skid Data Collection.

INDIVIDUAL REQUEST FORM

STIP/TIP Amendment Criteria	Funding (000s)	FY 2022	FY 2033	FY 2024	FY 2025	Total	
		<input checked="" type="checkbox"/> A) Adds new individual projects to the current STIP	Total	\$ -	\$ -	\$ -	\$ -
<input type="checkbox"/> B) Increase/decrease, scope change, advance, delay, or phase change	Federal	\$ -	\$ -	\$ -	\$ -	\$ -	
<input type="checkbox"/> C) Removes or deletes individual listed project from the STIP	State/Local	\$ -	\$ -	\$ -	\$ -	\$ -	
<input type="checkbox"/> D) Other	Total	\$ -	\$ -	\$ -	\$ 800	\$ 800	
	Proposed (000s)	Federal	\$ -	\$ -	\$ -	\$ 640	
		State/Local	\$ -	\$ -	\$ -	\$ 160	
	Total	\$ -	\$ -	\$ -	\$ 800	\$ 800	
	Change (000s)	Federal	\$ -	\$ -	\$ -	\$ 640	\$ 640
		State/Local	\$ -	\$ -	\$ -	\$ 160	\$ 160

PHASE DETAIL

Current	Phase	FY 2022		FY 2023		FY 2024		FY 2025		TOTAL		
		Federal	State/Local	Federal	State/Local	Federal	State/Local	Federal	State/Local	Federal	State/Local	Total
	PP	\$ -	\$ -	\$ -	\$ -	\$ -	\$ -	\$ -	\$ -	\$ -	\$ -	\$ -
	PE	\$ -	\$ -	\$ -	\$ -	\$ -	\$ -	\$ -	\$ -	\$ -	\$ -	\$ -
	RW	\$ -	\$ -	\$ -	\$ -	\$ -	\$ -	\$ -	\$ -	\$ -	\$ -	\$ -
	CO	\$ -	\$ -	\$ -	\$ -	\$ -	\$ -	\$ -	\$ -	\$ -	\$ -	\$ -
	Other	\$ -	\$ -	\$ -	\$ -	\$ -	\$ -	\$ -	\$ -	\$ -	\$ -	\$ -
	Total	\$ -	\$ -	\$ -	\$ -	\$ -	\$ -	\$ -	\$ -	\$ -	\$ -	\$ -

Proposed	Phase	FY 2022		FY 2023		FY 2024		FY 2025		TOTAL		
		Federal	State/Local	Federal	State/Local	Federal	State/Local	Federal	State/Local	Federal	State/Local	Total
	PP	\$ -	\$ -	\$ -	\$ -	\$ -	\$ -	\$ 640	\$ 160	\$ 640	\$ 160	\$ 800
	PE	\$ -	\$ -	\$ -	\$ -	\$ -	\$ -	\$ -	\$ -	\$ -	\$ -	\$ -
	RW	\$ -	\$ -	\$ -	\$ -	\$ -	\$ -	\$ -	\$ -	\$ -	\$ -	\$ -
	CO	\$ -	\$ -	\$ -	\$ -	\$ -	\$ -	\$ -	\$ -	\$ -	\$ -	\$ -
	Other	\$ -	\$ -	\$ -	\$ -	\$ -	\$ -	\$ -	\$ -	\$ -	\$ -	\$ -
	Total	\$ -	\$ -	\$ -	\$ -	\$ -	\$ -	\$ 640	\$ 160	\$ 640	\$ 160	\$ 800

Change	Phase	FY 2022		FY 2023		FY 2024		FY 2025		TOTAL		
		Federal	State/Local	Federal	State/Local	Federal	State/Local	Federal	State/Local	Federal	State/Local	Total
	PP	\$ -	\$ -	\$ -	\$ -	\$ -	\$ -	\$ 640	\$ 160	\$ 640	\$ 160	\$ 800
	PE	\$ -	\$ -	\$ -	\$ -	\$ -	\$ -	\$ -	\$ -	\$ -	\$ -	\$ -
	RW	\$ -	\$ -	\$ -	\$ -	\$ -	\$ -	\$ -	\$ -	\$ -	\$ -	\$ -
	CO	\$ -	\$ -	\$ -	\$ -	\$ -	\$ -	\$ -	\$ -	\$ -	\$ -	\$ -
	Other	\$ -	\$ -	\$ -	\$ -	\$ -	\$ -	\$ -	\$ -	\$ -	\$ -	\$ -
	Total	\$ -	\$ -	\$ -	\$ -	\$ -	\$ -	\$ 640	\$ 160	\$ 640	\$ 160	\$ 800

TOTAL PROJECT COST

Prior Cost (≤ FY 2021)		STIP Cost (FY 2022-2025)		Balance to Complete (≥ FY 2026)		Total Project Cost	
Federal	\$ -	Federal	\$ 640	Federal	\$ -	Federal	\$ 640
State/Local	\$ -	State/Local	\$ 160	State/Local	\$ -	State/Local	\$ 160
Total	\$ -	Total	\$ 800	Total	\$ -	Total	\$ 800

MARYLAND STATEWIDE TIP FY 2022-2025

MDOT STIP # AZ2934


SUMMARY TABLE

Project	Amendment Criteria	Conformity Status	Environmental Status	Current Funding Level (000s)		
				Federal	State/Local	Total
OMT Pavement Engineering and System Preservation Planning	A	n/a	n/a	\$ -	\$ -	\$ -
	Administration			Net Funding Change (000s)		
	MDOT SHA	Area/MPO Rural (Non-MPO)	CTP Page SHA-A-34 FY 2024	Federal \$ 960	State/Local \$ 240	Total \$ 1,200

Description: Support for MDOT SHA districts project level treatment selection.

Justification: This project enables MDOT SHA to continue to ensure SHA roads are maintained in a state of good repair.

INDIVIDUAL REQUEST FORM

STIP/TIP Amendment Criteria	Funding (000s)	FY 2022	FY 2033	FY 2024	FY 2025	Total
		<input checked="" type="checkbox"/> A) Adds new individual projects to the current STIP	Total	\$ -	\$ -	\$ -
<input type="checkbox"/> B) Increase/decrease, scope change, advance, delay, or phase change	Federal	\$ -	\$ -	\$ -	\$ -	\$ -
<input type="checkbox"/> C) Removes or deletes individual listed project from the STIP	State/Local	\$ -	\$ -	\$ -	\$ -	\$ -
<input type="checkbox"/> D) Other	Total	\$ -	\$ -	\$ -	\$ 1,200	\$ 1,200
	Federal	\$ -	\$ -	\$ -	\$ 960	\$ 960
	State/Local	\$ -	\$ -	\$ -	\$ 240	\$ 240
	Total	\$ -	\$ -	\$ -	\$ 1,200	\$ 1,200
	Federal	\$ -	\$ -	\$ -	\$ 960	\$ 960
	State/Local	\$ -	\$ -	\$ -	\$ 240	\$ 240
	Total	\$ -	\$ -	\$ -	\$ 960	\$ 960

PHASE DETAIL

Current Phase/Funding	FY 2022		FY 2023		FY 2024		FY 2025		TOTAL		
	Federal	State/Local	Federal	State/Local	Federal	State/Local	Federal	State/Local	Federal	State/Local	Total
PP	\$ -	\$ -	\$ -	\$ -	\$ -	\$ -	\$ -	\$ -	\$ -	\$ -	\$ -
PE	\$ -	\$ -	\$ -	\$ -	\$ -	\$ -	\$ -	\$ -	\$ -	\$ -	\$ -
RW	\$ -	\$ -	\$ -	\$ -	\$ -	\$ -	\$ -	\$ -	\$ -	\$ -	\$ -
CO	\$ -	\$ -	\$ -	\$ -	\$ -	\$ -	\$ -	\$ -	\$ -	\$ -	\$ -
Other	\$ -	\$ -	\$ -	\$ -	\$ -	\$ -	\$ -	\$ -	\$ -	\$ -	\$ -
Total	\$ -	\$ -	\$ -	\$ -	\$ -	\$ -	\$ -	\$ -	\$ -	\$ -	\$ -

Proposed Phase/Funding	FY 2022		FY 2023		FY 2024		FY 2025		TOTAL		
	Federal	State/Local	Federal	State/Local	Federal	State/Local	Federal	State/Local	Federal	State/Local	Total
PP STBG-Y240	\$ -	\$ -	\$ -	\$ -	\$ -	\$ -	\$ 960	\$ 240	\$ 960	\$ 240	\$ 1,200
PE	\$ -	\$ -	\$ -	\$ -	\$ -	\$ -	\$ -	\$ -	\$ -	\$ -	\$ -
RW	\$ -	\$ -	\$ -	\$ -	\$ -	\$ -	\$ -	\$ -	\$ -	\$ -	\$ -
CO	\$ -	\$ -	\$ -	\$ -	\$ -	\$ -	\$ -	\$ -	\$ -	\$ -	\$ -
Other	\$ -	\$ -	\$ -	\$ -	\$ -	\$ -	\$ -	\$ -	\$ -	\$ -	\$ -
Total	\$ -	\$ -	\$ -	\$ -	\$ -	\$ -	\$ 960	\$ 240	\$ 960	\$ 240	\$ 1,200

Change Phase/Funding	FY 2022		FY 2023		FY 2024		FY 2025		TOTAL		
	Federal	State/Local	Federal	State/Local	Federal	State/Local	Federal	State/Local	Federal	State/Local	Total
PP	\$ -	\$ -	\$ -	\$ -	\$ -	\$ -	\$ 960	\$ 240	\$ 960	\$ 240	\$ 1,200
PE	\$ -	\$ -	\$ -	\$ -	\$ -	\$ -	\$ -	\$ -	\$ -	\$ -	\$ -
RW	\$ -	\$ -	\$ -	\$ -	\$ -	\$ -	\$ -	\$ -	\$ -	\$ -	\$ -
CO	\$ -	\$ -	\$ -	\$ -	\$ -	\$ -	\$ -	\$ -	\$ -	\$ -	\$ -
Other	\$ -	\$ -	\$ -	\$ -	\$ -	\$ -	\$ -	\$ -	\$ -	\$ -	\$ -
Total	\$ -	\$ -	\$ -	\$ -	\$ -	\$ -	\$ 960	\$ 240	\$ 960	\$ 240	\$ 1,200

TOTAL PROJECT COST

Prior Cost (≤ FY 2021)		STIP Cost (FY 2022-2025)		Balance to Complete (≥ FY 2026)		Total Project Cost	
Federal	\$ -	Federal	\$ 960	Federal	\$ -	Federal	\$ 960
State/Local	\$ -	State/Local	\$ 240	State/Local	\$ -	State/Local	\$ 240
Total	\$ -	Total	\$ 1,200	Total	\$ -	Total	\$ 1,200