

June 7, 2024

Ms. Valeriya Remezova  
Division Administrator  
Attn: Ms. Jasmine Champion  
Federal Highway Administration  
Maryland Division  
George H. Fallon Federal Building  
31 Hopkins Plaza, Suite 1520  
Baltimore MD 21201

Ms. Terry Garcia Crews  
Regional Administrator  
Attn: Mr. Daniel Koenig  
Federal Transit Administration, Region III  
1835 Market Street, Suite 1910  
Philadelphia PA 19103-2968

Dear Ms. Remezova and Ms. Crews:

The Maryland Department of Transportation (MDOT) hereby modifies the Fiscal Year (FY) 2022-2025 Maryland Statewide Transportation Improvement Program (STIP) to reflect changes to seven existing projects in the FY 2023-2026 National Capital Region Transportation Planning Board (TPB) Transportation Improvement Program (TIP).

This action reflects the updated programmed expenditures from FY 2022 to FY 2025 for the State Highway Administration (SHA) projects listed below. This modification has been assigned MDOT Control #22-136, and these projects are already included in the Air Quality Conformity Determination for Visualize 2045.

<b>Project Name</b>	<b>STIP #</b>	<b>TIP #</b>	<b>Funding Source</b>	<b>FY22-FY25 Net Federal Change (in 000's)</b>
Areawide Transportation Alternatives	2710	2710	STBG, State	\$3,069
Areawide Environmental Projects	3038	3038	HSIP, NHPP, STBG, State	\$7,988
Areawide Bridge Replacement and Rehabilitation	3081	3081	NHPP, STBG, State	\$27,715
Areawide Congestion Management	3085	3085	CMAQ, NHPP, STBG, State	\$16,363

Ms. Valeriya Remezova  
Ms. Terry Garcia Crews  
Page Two

<b>Project Name</b>	<b>STIP #</b>	<b>TIP #</b>	<b>Funding Source</b>	<b>FY22-FY25 Net Federal Change (in 000's)</b>
I-95/I-495 MD 214 Bridges Replacement	6522	6522	NHPP, NHFP, State	\$(4,670)
Op Lanes Maryland Phase 1 South, New American Legion Bridge and I-270 to I-370	11582	11582	NHPP, Private, State	\$400
MD 6 La Plata Safety and Accessibility Improvements Project	11615	11615	STBG, State	\$955

TPB staff approved the administrative modification to its TIP on May 20, 2024, and the approval and supporting documentation are attached. Should you have additional questions or concerns, please contact me at 410-865-1305, toll free 888-713-1414 or via e-mail at [ksnyder3@mdot.maryland.gov](mailto:ksnyder3@mdot.maryland.gov).

Sincerely,



Kari Snyder  
Regional Planner  
Office of Planning and Capital Programming

Attachments

cc: Mr. Dan Janousek, Regional Planner, OPCP, MDOT

---



---

**MEMORANDUM**

---



---

**TO:** OFFICE OF PLANNING AND CAPITAL PROGRAMMING (OPCP)  
DEPUTY DIRECTOR MICHELLE MARTIN  
MARYLAND DEPARTMENT OF TRANSPORTATION (MDOT)

**ATTN:** OPCP REGIONAL PLANNER DAN JANOUSEK  
OPCP REGIONAL PLANNER KARI SNYDER

**FROM:** REGIONAL AND INTERMODAL PLANNING DIVISION (RIPD) *TJP* 5/30/2024  
CHIEF TARA PENDERS

**SUBJECT:** REQUEST FOR ADMINISTRATIVE MODIFICATION OF THE NATIONAL  
CAPITAL REGION TRANSPORTATION PLANNING BOARD (TPB) FY 2023-  
2026 TRANSPORTATION IMPROVEMENT PROGRAM (TIP) AND  
NOTIFICATION OF THE FEDERAL HIGHWAY ADMINISTRATION (FHWA)

**DATE:** MAY 30, 2024

**RESPONSE  
REQUESTED BY:** N/A

**PURPOSE OF MEMORANDUM**

To request the MDOT Office of Planning and Capital Programming notify the FHWA Maryland Division of these administrative modifications.

**SUMMARY**

On May 20, 2024, the Metropolitan Washington Council of Governments Department of Transportation Planning (MWCOPG DTP) staff approved the following Maryland State Highway Administration (SHA) requested administrative modifications to the FY 2023-2026 TPB TIP.

TIP	PROJECT	PHASE	NEW FUNDING
T2710	Areawide Transportation Alternatives	PE	\$2,316,000
		CO	\$3,134,000
T3038	Areawide Environmental Projects	PE	\$7,278,000
		CO	\$3,787,000
T3081	Areawide Bridge Replacement and Rehabilitation	PE	\$9,810,000
		CO	\$28,695,000
T3085	Areawide Congestion Management	RW	\$122,000
		CO	\$20,601,000
T6522	I-95/I-495 MD 214 Bridges Replacement	UT	\$97,050
		CO	\$4,229,000
T11582	Op Lanes Maryland Phase 1 South, New American Legion Bridge and I-270 to I-370	CO	\$0
T11615	MD 6 La Plata Safety and Accessibility Improvements Project	PE	\$2,105,000

## **ANALYSIS**

*Areawide Transportation Alternatives (TPB 2710)* – This requested administrative modification reflects the addition of \$2,316,000 in FY 2023-2026 TPB TIP preliminary engineering funding and \$3,134,000 in funds for construction to accommodate SHA updated programmed project expenditures and project schedules in FY 2023-2026. The project's total cost, as documented in the FY 2023-2026 TPB TIP, is increasing from \$27,918,000 to \$33,368,000.

*Areawide Environmental Projects (TPB 3038)* – This administrative modification reflects the addition of \$7,278,000 in FY 2023-2026 TPB TIP preliminary engineering funding and \$3,787,000 for construction to accommodate SHA updated programmed project expenditures and project schedules in FY 2023-2026. The project's total cost, as documented in the FY 2023-2026 TPB TIP, is increasing from \$194,080,000 to \$205,145,000.

*Areawide Bridge Replacement and Rehabilitation (TPB 3081)* – This requested administrative modification reflects the addition of \$9,810,000 in FY 2023-2026 TPB TIP preliminary engineering funding and \$28,695,000 in funds for construction to accommodate SHA updated programmed project expenditures and project schedules in FY 2023-2026. The project's total cost, as documented in the FY 2023-2026 TPB TIP, is increasing from \$192,527,000 to \$231,032,000.

*Areawide Congestion Management (TPB 3085)* – This requested administrative modification reflects the addition of \$122,000 in FY 2023-2026 TPB TIP right-of-way funding and \$20,601,000 in funds for construction to accommodate SHA updated programmed project expenditures and project schedules in FY 2023-2026. The project's total cost, as documented in the FY 2023-2026 TPB TIP, is increasing from \$109,151,730 to \$129,874,730.

*I-95/I-495 MD 214 Bridges Replacement (TPB 6522)* – This requested administrative modification reflects the addition of \$97,050 in FY 2023-2026 TPB TIP funding for utilities and \$4,229,000 in funds for construction to accommodate SHA updated programmed project expenditures and project schedule in years prior to the FY 2023-2026 TPB TIP. The project's total cost, as documented in the FY 2023-2026 TPB TIP, is increasing from \$33,571,000 to \$37,897,050, which includes funding programmed in years prior to the FY 2023-2026 TPB TIP. Also, as shown in the attached Statewide TIP (STIP) reports document, \$4,866,000 in construction funds for FY 2022, which is prior to the FY 2023-2026 TPB TIP, was shifted from FY 2022 to FY 2021 to reflect the time when construction was completed.

*Op Lanes Maryland Phase 1 South, New American Legion Bridge and I-270 to I-370 (TPB 11582)* – This requested administrative modification reflects the conversion of \$500,000 in FY 2023-2026 TPB TIP funding for construction from private to federal NHPP to accommodate SHA updated project expenditures and project schedule in FY 2023-2026. The project's total cost, as documented in the FY 2023-2026 TPB TIP, will remain at \$3,739,000,000 which includes funding programmed in years prior to and beyond the FY 2023-2026 TPB TIP.

*MD 6 La Plata Safety and Accessibility Improvements Project (TPB 11615)* – This requested administrative modification reflects the addition of \$2,105,000 in FY 2023-2026 TPB TIP funding for preliminary engineering to accommodate SHA updated programmed project expenditures and project schedule in FY 2023-2026. The project's total cost, as documented in the FY 2023-2026 TPB TIP, is increasing from \$11,394,000 to \$13,499,000.

Ms. Michelle Martin  
Page Two

The attached Statewide TIP (STIP) report documents MDOT's requested modification with respect to funding for the above project. This requested action will not impact scheduling or funding availability for other projects in the current STIP, which remains fiscally constrained. The modified funding does not affect the portion of federal funding programmed for transit or allocations of state aid to local jurisdictions in lieu of federal aid.

In addition, the Maryland Transportation Trust Fund (TTF) remains fiscally constrained. The TTF supports State transportation system operation and maintenance, MDOT administration, debt service, and capital projects. Semiannually, MDOT updates revenues and expenditures using two national forecasting companies' latest economic estimates. The MDOT published funding details in the FY 2024-2029 Consolidated Transportation Program (<https://www.mdot.maryland.gov/tso/pages/Index.aspx?PageId=27>) and FY 2022-2025 Maryland STIP (<https://mdot.maryland.gov/tso/pages/Index.aspx?PageId=117>).

Please modify the FY 2023-2026 TPB TIP and FY 2022-2025 Maryland STIP to reflect the funding information provided in the attachments. If you have any questions, please contact Mr. David Rodgers, SHA RIPD Regional Planner, at 410-545-5670 or [drodgers1@mdot.maryland.gov](mailto:drodgers1@mdot.maryland.gov).

## **ATTACHMENTS**

- Srikanth (MWCOG DTP) to Rodgers (SHA) TPB TIP administrative modification approval
- FY 2023-2026 TPB TIP project T2710 report
- FY 2022-2025 Maryland STIP project TPB 2710 report
- FY 2023-2026 TPB TIP project T3038 report
- FY 2022-2025 Maryland STIP project TPB 3038 report
- FY 2023-2026 TPB TIP project T3081 report
- FY 2022-2025 Maryland STIP project TPB 3081 report
- FY 2023-2026 TPB TIP project T3085 report
- FY 2022-2025 Maryland STIP project TPB 3085 report
- FY 2023-2026 TPB TIP project T6522 report
- FY 2022-2025 Maryland STIP project TPB 6522 report
- FY 2023-2026 TPB TIP project T11582 report
- FY 2022-2025 Maryland STIP project TPB 11582 report
- FY 2023-2026 TPB TIP project T11615 report
- FY 2022-2025 Maryland STIP project TPB 11615 report

cc: Mr. Darren Bean, Assistant Regional Planner, RIPD, SHA  
Erich Florence, P.E., Deputy District Engineer, District 3, SHA  
Mr. Nate Evans, Assistant Chief, RIPD, SHA  
Derek Gunn, P.E., District Engineer, District 3, SHA  
Mr. David Rodgers, Regional Planner, RIPD, SHA  
Ms. Thomasina Saxon, Administrative Assistant Executive, RIPD, SHA  
Mr. David Schlie, Regional Planner, RIPD, SHA

## David Rodgers

---

**From:** Leonardo Pineda <lpineda@mwkog.org>  
**Sent:** Monday, May 20, 2024 3:13 PM  
**To:** David Rodgers  
**Cc:** Kari Snyder; Tara Penders; Nate Evans; David Schlie; Darren Bean; Andrew Austin; Lyn Erickson; Kanti Srikanth  
**Subject:** RE: TIP Action 23-40: Administrative Modification  
**Attachments:** Excerpt from TIP Appendix B - Definitions of Amendments and Administrative Modifications.pdf; Attachment A - MDOT Project Overview Report.pdf; Attachment B - MDOT Amendment Summary.pdf

Good morning Mr. Rodgers,

This is to acknowledge the receipt and processing of the Maryland Department of Transportation requests for administrative modifications to the projects and programs listed below in the National Capital Region Transportation Planning Board's (TPB) FY 2023-2026 Transportation Improvement Program (TIP). Approved under TIP Action 23-40, the TPB's modified FY 2023-2026 TIP now reflects updated descriptive and funding information, as described in the attached materials for the projects and programs requested in the original e-mail.

In consultation with MDOT, TPB staff find that the increases in 4-year program totals or total project costs are below the maximum allowable thresholds allowed for administrative modifications according to the TPB's "Procedures for Revisions to the Constrained Long Range Plan and Transportation Improvement Program for the National Capital Region," adopted by the TPB on January 16, 2008 and amended by the TPB Steering Committee on September 6, 2019 (referenced in the attached materials).

The attached materials include:

- A. an Overview Report showing how the projects and programs now appear in the TIP;
- B. an Amendment Summary Report showing the before and after amounts of the total project cost or 4-year program total, the difference between them, and the percent increase from the previously approved amount, the reasons for the modification, and a Change Summary narrative providing line-item descriptions of changes to every programmed amount by fund source, fiscal year, and project phase; and
- C. an excerpt of pages from Appendix B of the FY 2023-2026 TIP, providing the definitions for amendments and administrative modifications.

This administrative modification is approved and effective as of 5/20/2024. Please keep TPB staff apprised whenever your agency makes any requests to formally amend your STIP.

Should you have any questions on the matter please contact Andrew Austin on the TPB's staff at 202-962-3353 OR [aaustin@mwkog.org](mailto:aaustin@mwkog.org)

Sincerely,

Kanti Srikanth

Director – MWCOG, Dept. of Transportation Planning

Staff Director – Transportation Planning Board

202-962-3257 (Direct)

202-962-3202 (Fax)

Sent on behalf of Kanti Srikanth by Leo Pineda

**From:** David Rodgers <[DRodgers1@mdot.maryland.gov](mailto:DRodgers1@mdot.maryland.gov)>

**Sent:** Friday, May 10, 2024 3:59 PM

**To:** Andrew Austin <[aaustin@mwkog.org](mailto:aaustin@mwkog.org)>; Leonardo Pineda <[lpineda@mwkog.org](mailto:lpineda@mwkog.org)>

**Cc:** Kari Snyder <[ksnyder3@mdot.maryland.gov](mailto:ksnyder3@mdot.maryland.gov)>; Tara Penders <[TPenders@mdot.maryland.gov](mailto:TPenders@mdot.maryland.gov)>; Nate Evans <[NEvans2@mdot.maryland.gov](mailto:NEvans2@mdot.maryland.gov)>; David Schlie <[dschlie@mdot.maryland.gov](mailto:dschlie@mdot.maryland.gov)>; [dbean@mdot.maryland.gov](mailto:dbean@mdot.maryland.gov)

**Subject:** TIP Action 23-40: Administrative Modification

Andrew/Leo,

SHA is requesting the approval of an administrative modification for the items below. At your earliest convenience, please provide the approval for processing. Thank you in advance.

This modification reflects the following actions:

**T11582 – Op Lanes Maryland Phase 1 South, New American Legion Bridge and I-270 to I-370**

Construction - Shifting \$50k in FY 24 CO from Private to NHPP; Shifting \$450k in FY 25 CO from Private to NHPP.

**T11615 – MD 6 La Plata Safety and Accessibility Improvements Project**

Preliminary Engineering - Addition of \$2,105,000 in STBG and State funds for preliminary engineering phase, increasing the total project cost from \$11,394,000 to \$13,499,000.

**T2710 – Areawide Transportation Alternatives**

Preliminary Engineering - Adding \$2,316,000 in State and federal STBG funds to the preliminary engineering phase. Also adding \$3,134,000 in State and federal STBG funds to the construction phase.

Construction - Also adding \$3,134,000 in State and federal STBG funds to the construction phase.

**T3038 – Areawide Environmental Projects**

Preliminary Engineering - Adding \$7,278,000 in State, federal NHPP, and federal HSIP funds for the preliminary engineering phase.

Construction - Also adding \$3,787,000 in State and federal NHPP funds for the construction phase.

**T3081 – Areawide Bridge Replacement and Rehabilitation**

Preliminary Engineering - Adding \$9,810,000 in State and federal NHPP funds to the preliminary engineering phase.

Construction - Also adding \$28,695,000 in State, federal NHPP funds, and federal STBG funds to the construction phase.

**T3085 – Areawide Congestion Management**

Right-of-Way - Adding \$122,000 in State and federal CMAQ funds for the right-of-way phase.

Construction - Also adding \$20,601,000 in State and federal NHPP funds for the construction phase.

**T6522 – I-95/I-495 MD 214 Bridges Replacement**

Utilities - Adding \$97,050 in State and federal NHPP funds for utilities.

Construction – Adding \$4,229,000 in State and federal NHPP and NHFP funds to reflect funding programmed in years prior to the FY 2023-2026 TPB TIP.

David L. Rodgers

Regional Planner for Prince George's County

and Charles County

Regional and Intermodal Planning Division

Maryland State Highway Administration

410-545-5670

[Drodgers1@mdot.state.gov](mailto:Drodgers1@mdot.state.gov)

707 N. Calvert Street

Mail stop C-502

Baltimore, Maryland 2120





<b>TIP ID</b>	T2710	<b>Lead Agency</b>	Maryland Department of Transportation - State Highway Administration	<b>Project Type</b>	Enhancement
<b>Project Name</b>	Areawide Transportation Alternatives	<b>County</b>	Charles, Frederick, Montgomery, Prince Georges	<b>Total Cost</b>	\$33,368,000
<b>Project Limits</b>		<b>Municipality</b>	City of Frederick, City of Rockville	<b>Completion Date</b>	
		<b>Agency Project ID</b>	AWTA		

**Description** Ongoing program to expand travel choices and enhance the transportation experience by improving the cultural, historic, and environmental aspects of Maryland's transportation infrastructure. These projects may include but are not limited to pedestrian and/or bicycle facilities; rehabilitation of historic transportation facilities, including railroad facilities and canals; conversion and use of abandoned railway corridors; archaeological activities related to transportation impacts; and mitigation of water pollution due to highway runoff. This program includes also Safe Routes to School and National Recreational Trails projects.

Phase	AC/ACCP Source	FY2023	FY2024	FY2025	FY2026	4 Year Total	Total
PE	DC/STATE	\$212,000	\$192,000	\$163,000	\$96,000	\$663,000	\$663,000
PE	STBG	\$1,838,000	\$1,758,000	\$1,357,000	\$918,000	\$5,871,000	\$5,871,000
	<b>Total PE</b>	<b>\$2,050,000</b>	<b>\$1,950,000</b>	<b>\$1,520,000</b>	<b>\$1,014,000</b>	<b>\$6,534,000</b>	<b>\$6,534,000</b>
ROW	DC/STATE	\$19,000	\$19,000	\$10,000	\$10,000	\$58,000	\$58,000
ROW	STBG	\$381,000	\$381,000	\$190,000	\$190,000	\$1,142,000	\$1,142,000
	<b>Total ROW</b>	<b>\$400,000</b>	<b>\$400,000</b>	<b>\$200,000</b>	<b>\$200,000</b>	<b>\$1,200,000</b>	<b>\$1,200,000</b>
CON	DC/STATE	\$336,000	\$336,000	\$559,000	\$476,000	\$1,707,000	\$1,707,000
CON	STBG	\$6,664,000	\$6,664,000	\$5,275,000	\$5,324,000	\$23,927,000	\$23,927,000
	<b>Total CON</b>	<b>\$7,000,000</b>	<b>\$7,000,000</b>	<b>\$5,834,000</b>	<b>\$5,800,000</b>	<b>\$25,634,000</b>	<b>\$25,634,000</b>
	<b>Total Programmed</b>	<b>\$9,450,000</b>	<b>\$9,350,000</b>	<b>\$7,554,000</b>	<b>\$7,014,000</b>	<b>\$33,368,000</b>	<b>\$33,368,000</b>

\*Not Location Specific

Version History

Current Change Reason

TIP Document		MPO Approval	FHWA Approval	FTA Approval
23-00	Adoption 2023-2026	06/15/2022	8/25/2022	8/25/2022
23-40	Amendment 2023-2026	05/20/2024	N/A	N/A

SCHEDULE / FUNDING / SCOPE - Cost change(s)

Funding Change(s):

Total project cost increased from \$27,918,000 to \$33,368,000




# MARYLAND STATEWIDE TIP FY 2022-2025

MDOT STIP # TPB 2710 MC# 22-39 Appvd. 9/7/2022

## SUMMARY TABLE

Project	Amendment Criteria	Conformity Status	Environmental Status	Current Funding Level (000s)		
				Federal	State/Local	Total
Areawide Transportation Alternatives (AWTA)	B	Exempt	n/a	\$ 21,439	\$ 1,079	\$ 22,518
	Administration			Net Funding Change (000s)		
	SHA	TPB	A-34 FY 2024	\$ 3,069	\$ 767	\$ 3,836
Description	Ongoing program to expand travel choices and enhance the transportation experience by improving the cultural, historic, and environmental aspects of Maryland's transportation infrastructure. These projects may include but are not limited to pedestrian and/or bicycle facilities; rehabilitation of historic transportation facilities, including railroad facilities and canals; conversion and use of abandoned railway corridors; archaeological activities related to transportation impacts; and mitigation of water pollution due to highway runoff. This program includes also Safe Routes to School and National Recreational Trails projects.					
Justification	Areawide project funding flows by major federal funding program included in the FY2023-2026 TPB TIP are determined based on historical funding trending and an estimate of planned projects within TPB MPO boundaries. Projects funded for other through this areawide project with STBG funding have exceeded SHA estimates. Increased funding is necessary to accommodate more federally committed projects within the MPO in this areawide project.					

## INDIVIDUAL REQUEST FORM

STIP/TIP Amendment Criteria	Funding (000s)	FY 2022		FY 2023		FY 2024		FY 2025		Total
		Federal	State/Local	Federal	State/Local	Federal	State/Local	Federal	State/Local	
<input type="checkbox"/> A) Adds new individual projects to the current STIP	Current	Total		\$ -	\$ 8,700	\$ 8,700	\$ 5,118	\$ 22,518		
<input checked="" type="checkbox"/> B) Increase/decrease, scope change, advance, delay, or phase change		Federal	\$ -	\$ 8,283	\$ 8,283	\$ 4,873	\$ 21,439			
<input type="checkbox"/> C) Removes or deletes individual listed project from the STIP	Proposed	Total		\$ -	\$ 9,450	\$ 9,350	\$ 7,554	\$ 26,354		
<input type="checkbox"/> D) Other [Administrative modification to add and shift federal/state construction funding]		Federal	\$ -	\$ 8,883	\$ 8,803	\$ 6,822	\$ 24,508			
	Change	Total		\$ -	\$ 750	\$ 650	\$ 2,436	\$ 3,836		
		Federal	\$ -	\$ 600	\$ 520	\$ 1,949	\$ 3,069			
	State/Local	\$ -	\$ 150	\$ 130	\$ 487	\$ 767				
		Total		\$ -	\$ 150	\$ 130	\$ 487	\$ 767		

## PHASE DETAIL

Current		FY 2022		FY 2023		FY 2024		FY 2025		TOTAL		
Phase	Funding	Federal	State/Local	Federal	State/Local	Federal	State/Local	Federal	State/Local	Federal	State/Local	Total
PE	STBG	\$ -	\$ -	\$ 1,238	\$ -	\$ 1,238	\$ -	\$ 875	\$ -	\$ 3,351	\$ -	\$ 3,351
	State	\$ -	\$ -	\$ -	\$ 62	\$ -	\$ 62	\$ -	\$ 43	\$ -	\$ 167	\$ 167
RW	STBG	\$ -	\$ -	\$ 381	\$ -	\$ 381	\$ -	\$ 190	\$ -	\$ 952	\$ -	\$ 952
	State	\$ -	\$ -	\$ -	\$ 19	\$ -	\$ 19	\$ -	\$ 10	\$ -	\$ 48	\$ 48
CO	STBG	\$ -	\$ -	\$ 6,664	\$ -	\$ 6,664	\$ -	\$ 3,808	\$ -	\$ 17,136	\$ -	\$ 17,136
	State	\$ -	\$ -	\$ -	\$ 336	\$ -	\$ 336	\$ -	\$ 192	\$ -	\$ 864	\$ 864
<b>Total</b>		\$ -	\$ -	\$ 8,283	\$ 417	\$ 8,283	\$ 417	\$ 4,873	\$ 245	\$ 21,439	\$ 1,079	\$ 22,518

Proposed		FY 2022		FY 2023		FY 2024		FY 2025		TOTAL		
Phase	Funding	Federal	State/Local	Federal	State/Local	Federal	State/Local	Federal	State/Local	Federal	State/Local	Total
PE	STBG	\$ -	\$ -	\$ 1,838	\$ -	\$ 1,758	\$ -	\$ 1,357	\$ -	\$ 4,953	\$ -	\$ 4,953
	State	\$ -	\$ -	\$ -	\$ 212	\$ -	\$ 192	\$ -	\$ 163	\$ -	\$ 567	\$ 567
RW	STBG	\$ -	\$ -	\$ 381	\$ -	\$ 381	\$ -	\$ 190	\$ -	\$ 952	\$ -	\$ 952
	State	\$ -	\$ -	\$ -	\$ 19	\$ -	\$ 19	\$ -	\$ 10	\$ -	\$ 48	\$ 48
CO	STBG	\$ -	\$ -	\$ 6,664	\$ -	\$ 6,664	\$ -	\$ 5,275	\$ -	\$ 18,603	\$ -	\$ 18,603
	State	\$ -	\$ -	\$ -	\$ 336	\$ -	\$ 336	\$ -	\$ 559	\$ -	\$ 1,231	\$ 1,231
<b>Total</b>		\$ -	\$ -	\$ 8,883	\$ 567	\$ 8,803	\$ 547	\$ 6,822	\$ 732	\$ 24,508	\$ 1,846	\$ 26,354

Change		FY 2022		FY 2023		FY 2024		FY 2025		TOTAL			
Phase	Funding	Federal	State/Local	Federal	State/Local	Federal	State/Local	Federal	State/Local	Federal	State/Local	Total	
PE	STBG	\$ -	\$ -	\$ 600	\$ -	\$ 520	\$ -	\$ 482	\$ -	\$ 1,602	\$ -	\$ 1,602	
	State	\$ -	\$ -	\$ -	\$ 150	\$ -	\$ 130	\$ -	\$ 120	\$ -	\$ 400	\$ 400	
RW	STBG	\$ -	\$ -	\$ -	\$ -	\$ -	\$ -	\$ -	\$ -	\$ -	\$ -	\$ -	
	State	\$ -	\$ -	\$ -	\$ -	\$ -	\$ -	\$ -	\$ -	\$ -	\$ -	\$ -	
CO	STBG	\$ -	\$ -	\$ -	\$ -	\$ -	\$ -	\$ 1,467	\$ -	\$ 1,467	\$ -	\$ 1,467	
	State	\$ -	\$ -	\$ -	\$ -	\$ -	\$ -	\$ -	\$ 367	\$ -	\$ 367	\$ 367	
<b>Total</b>		<b>\$ -</b>	<b>\$ -</b>	<b>\$ 600</b>	<b>\$ 150</b>	<b>\$ 520</b>	<b>\$ 130</b>	<b>\$ 1,949</b>	<b>\$ 487</b>	<b>\$ 3,069</b>	<b>\$ 767</b>	<b>\$ 3,836</b>	
<b>TOTAL PROJECT COST</b>													
Prior Cost (≤ FY 2021)			STIP Cost (FY 2022-2025)				Balance to Complete (≥ FY 2026)			Total Project Cost			
Federal		\$ -		Federal		\$ 24,508		Federal		\$ 6,432		Federal	\$ 30,940
State/Local		\$ -		State/Local		\$ 1,846		State/Local		\$ 582		State/Local	\$ 2,428
<b>Total</b>		<b>\$ -</b>		<b>Total</b>		<b>\$ 26,354</b>		<b>Total</b>		<b>\$ 7,014</b>		<b>Total</b>	<b>\$ 33,368</b>



<b>TIP ID</b>	T3038	<b>Lead Agency</b>	Maryland Department of Transportation - State Highway Administration	<b>Project Type</b>	Environmental Only Project
<b>Project Name</b>	Areawide Environmental Projects	<b>County</b>	Charles, Frederick, Montgomery, Prince Georges	<b>Total Cost</b>	\$205,145,000
<b>Project Limits</b>		<b>Municipality</b>	City of Frederick, City of Rockville	<b>Completion Date</b>	
		<b>Agency Project ID</b>	AWEN		

**Description** Ongoing program to provide environmental and aesthetic improvements on MDOT SHA highways. These are non-capacity improvements that may include but are not limited to noise abatement, wetlands, reforestation, landscaping, scenic beautification, and pedestrian or bicycle facilities.

Phase	AC/ACCP	Source	FY2023	FY2024	FY2025	FY2026	4 Year Total	Total
PE		HSIP	\$406,000	\$406,000	\$1,394,000	\$1,524,000	\$3,730,000	\$3,730,000
PE		NHPP	\$3,993,000	\$4,172,000	\$1,070,000	\$929,000	\$10,164,000	\$10,164,000
PE		DC/STATE	\$961,000	\$1,178,000	\$555,000	\$375,000	\$3,069,000	\$3,069,000
PE		STBG	\$3,908,000	\$7,321,000	\$5,356,000	\$3,321,000	\$19,906,000	\$19,906,000
		<b>Total PE</b>	<b>\$9,268,000</b>	<b>\$13,077,000</b>	<b>\$8,375,000</b>	<b>\$6,149,000</b>	<b>\$36,869,000</b>	<b>\$36,869,000</b>
ROW		HSIP	\$19,000	\$19,000	\$9,520	\$9,520	\$57,040	\$57,040
ROW		NHPP	\$55,000	\$55,000	\$39,000	\$19,000	\$168,000	\$168,000
ROW		DC/STATE	\$9,000	\$9,000	\$7,480	\$2,480	\$27,960	\$27,960
ROW		STBG	\$38,000	\$38,000	\$19,000	\$19,000	\$114,000	\$114,000
		<b>Total ROW</b>	<b>\$121,000</b>	<b>\$121,000</b>	<b>\$75,000</b>	<b>\$50,000</b>	<b>\$367,000</b>	<b>\$367,000</b>
CON		HSIP	\$571,000	\$571,000	\$286,000	\$286,000	\$1,714,000	\$1,714,000
CON		NHPP	\$4,238,000	\$3,257,000	\$2,780,000	\$1,645,000	\$11,920,000	\$11,920,000
CON		DC/STATE	\$3,377,000	\$2,616,000	\$1,722,000	\$1,057,000	\$8,772,000	\$8,772,000
CON		STBG	\$57,120,000	\$40,783,000	\$28,560,000	\$19,040,000	\$145,503,000	\$145,503,000
		<b>Total CON</b>	<b>\$65,306,000</b>	<b>\$47,227,000</b>	<b>\$33,348,000</b>	<b>\$22,028,000</b>	<b>\$167,909,000</b>	<b>\$167,909,000</b>
		<b>Total Programmed</b>	<b>\$74,695,000</b>	<b>\$60,425,000</b>	<b>\$41,798,000</b>	<b>\$28,227,000</b>	<b>\$205,145,000</b>	<b>\$205,145,000</b>

\*Not Location Specific

Version History

TIP Document		MPO Approval	FHWA Approval	FTA Approval
23-00	Adoption 2023-2026	06/15/2022	8/25/2022	8/25/2022
23-14	Amendment 2023-2026	03/17/2023	N/A	N/A
23-40	Amendment 2023-2026	05/20/2024	N/A	N/A

Current Change Reason

SCHEDULE / FUNDING / SCOPE - Cost change(s)

Funding Change(s):

Total project cost increased from \$194,080,000 to \$205,145,000


# MARYLAND STATEWIDE TIP FY 2022-2025

MDOT STIP # TPB 3038 MC# 22-110 Appvd. 3/22/2024

## SUMMARY TABLE

Project	Amendment Criteria	Conformity Status	Environmental Status	Current Funding Level (000s)		
				Federal	State/Local	Total
Areawide Environmental Projects (AWEN)	B	Exempt	n/a	\$ 158,496	\$ 8,896	\$ 167,392
	Administration	Area/MPO	CTP Page	Net Funding Change (000s)		
	SHA	TPB	A-34 FY 2024	\$ 7,988	\$ 1,538	\$ 9,526
Description	Ongoing program to provide environmental and aesthetic improvements on MDOT SHA highways. These are non-capacity improvements that may include but are not limited to noise abatement, wetlands, reforestation, landscaping, scenic beautification, and pedestrian or bicycle facilities.					
Justification	Areawide project funding flows by major federal funding program included in the FY2023-2026 TPB TIP are determined based on historical funding trending and an estimate of planned projects within TPB MPO boundaries. Projects funded for other through this areawide project with HSIP, NHPP, and STBG funding have exceeded SHA estimates. Increased funding is necessary to accommodate more federally committed projects within the MPO in this areawide project.					

## INDIVIDUAL REQUEST FORM

STIP/TIP Amendment Criteria		Funding					Total
		FY 2022	FY 2023	FY 2024	FY 2025		
<input type="checkbox"/> A) Adds new individual projects to the current STIP <input checked="" type="checkbox"/> B) Increase/decrease, scope change, advance, delay, or phase change <input type="checkbox"/> C) Removes or deletes individual listed project from the STIP <input type="checkbox"/> D) Other [Administrative modification to add and shift federal/state construction funding]	Current (000s)	<b>Total</b>	\$ -	\$ 72,984	\$ 56,832	\$ 37,576	\$ 167,392
		Federal	\$ -	\$ 68,979	\$ 53,748	\$ 35,769	\$ 158,496
		State/Local	\$ -	\$ 4,005	\$ 3,084	\$ 1,807	\$ 8,896
	Proposed (000s)	<b>Total</b>	\$ -	\$ 74,695	\$ 60,425	\$ 41,798	\$ 176,918
		Federal	\$ -	\$ 70,348	\$ 56,622	\$ 39,514	\$ 166,484
		State/Local	\$ -	\$ 4,347	\$ 3,803	\$ 2,284	\$ 10,434
	Change (000s)	<b>Total</b>	\$ -	\$ 1,711	\$ 3,593	\$ 4,222	\$ 9,526
		Federal	\$ -	\$ 1,369	\$ 2,874	\$ 3,745	\$ 7,988
		State/Local	\$ -	\$ 342	\$ 719	\$ 477	\$ 1,538

## PHASE DETAIL

Current		FY 2022		FY 2023		FY 2024		FY 2025		TOTAL		
Phase	Funding	Federal	State/Local	Federal	State/Local	Federal	State/Local	Federal	State/Local	Federal	State/Local	Total
PE	HSIP	\$ -	\$ -	\$ 406	\$ -	\$ 406	\$ -	\$ 139	\$ -	\$ 951	\$ -	\$ 951
	NHPP	\$ -	\$ -	\$ 2,624	\$ -	\$ 2,489	\$ -	\$ 646	\$ -	\$ 5,759	\$ -	\$ 5,759
	STBG	\$ -	\$ -	\$ 3,908	\$ -	\$ 7,321	\$ -	\$ 5,356	\$ -	\$ 16,585	\$ -	\$ 16,585
	State	\$ -	\$ -	\$ -	\$ 619	\$ -	\$ 757	\$ -	\$ 310	\$ -	\$ 1,686	\$ 1,686
RW	HSIP	\$ -	\$ -	\$ 19	\$ -	\$ 19	\$ -	\$ 10	\$ -	\$ 48	\$ -	\$ 48
	NHPP	\$ -	\$ -	\$ 55	\$ -	\$ 55	\$ -	\$ 39	\$ -	\$ 149	\$ -	\$ 149
	STBG	\$ -	\$ -	\$ 38	\$ -	\$ 38	\$ -	\$ 19	\$ -	\$ 95	\$ -	\$ 95
	State	\$ -	\$ -	\$ -	\$ 9	\$ -	\$ 9	\$ -	\$ 7	\$ -	\$ 25	\$ 25
CO	HSIP	\$ -	\$ -	\$ 571	\$ -	\$ 571	\$ -	\$ 286	\$ -	\$ 1,428	\$ -	\$ 1,428
	NHPP	\$ -	\$ -	\$ 4,238	\$ -	\$ 2,066	\$ -	\$ 714	\$ -	\$ 7,018	\$ -	\$ 7,018
	STBG	\$ -	\$ -	\$ 57,120	\$ -	\$ 40,783	\$ -	\$ 28,560	\$ -	\$ 126,463	\$ -	\$ 126,463
	State	\$ -	\$ -	\$ -	\$ 3,377	\$ -	\$ 2,318	\$ -	\$ 1,490	\$ -	\$ 7,185	\$ 7,185
<b>Total</b>		\$ -	\$ -	\$ 68,979	\$ 4,005	\$ 53,748	\$ 3,084	\$ 35,769	\$ 1,807	\$ 158,496	\$ 8,896	\$ 167,392

Proposed		FY 2022		FY 2023		FY 2024		FY 2025		TOTAL			
Phase	Funding	Federal	State/Local	Federal	State/Local	Federal	State/Local	Federal	State/Local	Federal	State/Local	Total	
PE	HSIP	\$ -	\$ -	\$ 406	\$ -	\$ 406	\$ -	\$ 1,394	\$ -	\$ 2,206	\$ -	\$ 2,206	
	NHPP	\$ -	\$ -	\$ 3,993	\$ -	\$ 4,172	\$ -	\$ 1,070	\$ -	\$ 9,235	\$ -	\$ 9,235	
	STBG	\$ -	\$ -	\$ 3,908	\$ -	\$ 7,321	\$ -	\$ 5,356	\$ -	\$ 16,585	\$ -	\$ 16,585	
	State	\$ -	\$ -	\$ -	\$ 961	\$ -	\$ 1,178	\$ -	\$ 555	\$ -	\$ 2,694	\$ 2,694	
RW	HSIP	\$ -	\$ -	\$ 19	\$ -	\$ 19	\$ -	\$ 10	\$ -	\$ 48	\$ -	\$ 48	
	NHPP	\$ -	\$ -	\$ 55	\$ -	\$ 55	\$ -	\$ 39	\$ -	\$ 149	\$ -	\$ 149	
	STBG	\$ -	\$ -	\$ 38	\$ -	\$ 38	\$ -	\$ 19	\$ -	\$ 95	\$ -	\$ 95	
	State	\$ -	\$ -	\$ -	\$ 9	\$ -	\$ 9	\$ -	\$ 7	\$ -	\$ 25	\$ 25	
CO	HSIP	\$ -	\$ -	\$ 571	\$ -	\$ 571	\$ -	\$ 286	\$ -	\$ 1,428	\$ -	\$ 1,428	
	NHPP	\$ -	\$ -	\$ 4,238	\$ -	\$ 3,257	\$ -	\$ 2,780	\$ -	\$ 10,275	\$ -	\$ 10,275	
	STBG	\$ -	\$ -	\$ 57,120	\$ -	\$ 40,783	\$ -	\$ 28,560	\$ -	\$ 126,463	\$ -	\$ 126,463	
	State	\$ -	\$ -	\$ -	\$ 3,377	\$ -	\$ 2,616	\$ -	\$ 1,722	\$ -	\$ 7,715	\$ 7,715	
<b>Total</b>		<b>\$ -</b>	<b>\$ -</b>	<b>\$ 70,348</b>	<b>\$ 4,347</b>	<b>\$ 56,622</b>	<b>\$ 3,803</b>	<b>\$ 39,514</b>	<b>\$ 2,284</b>	<b>\$ 166,484</b>	<b>\$ 10,434</b>	<b>\$ 176,918</b>	
Change		FY 2022		FY 2023		FY 2024		FY 2025		TOTAL			
Phase	Funding	Federal	State/Local	Federal	State/Local	Federal	State/Local	Federal	State/Local	Federal	State/Local	Total	
PE	HSIP	\$ -	\$ -	\$ -	\$ -	\$ -	\$ -	\$ 1,255	\$ -	\$ 1,255	\$ -	\$ 1,255	
	NHPP	\$ -	\$ -	\$ 1,369	\$ -	\$ 1,683	\$ -	\$ 424	\$ -	\$ 3,476	\$ -	\$ 3,476	
	STBG	\$ -	\$ -	\$ -	\$ -	\$ -	\$ -	\$ -	\$ -	\$ -	\$ -	\$ -	
	State	\$ -	\$ -	\$ -	\$ 342	\$ -	\$ 421	\$ -	\$ 245	\$ -	\$ 1,008	\$ 1,008	
RW	HSIP	\$ -	\$ -	\$ -	\$ -	\$ -	\$ -	\$ -	\$ -	\$ -	\$ -	\$ -	
	NHPP	\$ -	\$ -	\$ -	\$ -	\$ -	\$ -	\$ -	\$ -	\$ -	\$ -	\$ -	
	STBG	\$ -	\$ -	\$ -	\$ -	\$ -	\$ -	\$ -	\$ -	\$ -	\$ -	\$ -	
	State	\$ -	\$ -	\$ -	\$ -	\$ -	\$ -	\$ -	\$ -	\$ -	\$ -	\$ -	
CO	HSIP	\$ -	\$ -	\$ -	\$ -	\$ -	\$ -	\$ -	\$ -	\$ -	\$ -	\$ -	
	NHPP	\$ -	\$ -	\$ -	\$ -	\$ 1,191	\$ -	\$ 2,066	\$ -	\$ 3,257	\$ -	\$ 3,257	
	STBG	\$ -	\$ -	\$ -	\$ -	\$ -	\$ -	\$ -	\$ -	\$ -	\$ -	\$ -	
	State	\$ -	\$ -	\$ -	\$ -	\$ -	\$ 298	\$ -	\$ 232	\$ -	\$ 530	\$ 530	
<b>Total</b>		<b>\$ -</b>	<b>\$ -</b>	<b>\$ 1,369</b>	<b>\$ 342</b>	<b>\$ 2,874</b>	<b>\$ 719</b>	<b>\$ 3,745</b>	<b>\$ 477</b>	<b>\$ 7,988</b>	<b>\$ 1,538</b>	<b>\$ 9,526</b>	
TOTAL PROJECT COST													
Prior Cost (≤ FY 2021)			STIP Cost (FY 2022-2025)				Balance to Complete (≥ FY 2026)			Total Project Cost			
Federal		\$ -		Federal		\$ 166,484		Federal		\$ 26,793		Federal	\$ 193,277
State/Local		\$ -		State/Local		\$ 10,434		State/Local		\$ 1,434		State/Local	\$ 11,868
<b>Total</b>		<b>\$ -</b>		<b>Total</b>		<b>\$ 176,918</b>		<b>Total</b>		<b>\$ 28,227</b>		<b>Total</b>	<b>\$ 205,145</b>



<b>TIP ID</b>	T3081	<b>Lead Agency</b>	Maryland Department of Transportation - State Highway Administration	<b>Project Type</b>	Bridge - Rehab
<b>Project Name</b>	Areawide Bridge Replacement and Rehabilitation	<b>County</b>	Charles, Frederick, Montgomery, Prince Georges	<b>Total Cost</b>	\$231,032,000
<b>Project Limits</b>		<b>Municipality</b>	City of Frederick, City of Rockville	<b>Completion Date</b>	
		<b>Agency Project ID</b>	AWBR		

**Description** Ongoing program to provide major upgrades to and maintenance of structures on MDOT SHA highways. These are non-capacity improvements that may include but are not limited to structural replacements, deck rehabilitation, superstructure replacements, parapet reconstruction, cleaning and painting, and general maintenance.

Phase	AC/ACCP Source	Prior	FY2023	FY2024	FY2025	FY2026	Future	4 Year Total	Total
PE	NHPP	-	\$6,690,000	\$11,025,000	\$6,683,000	\$2,145,000	-	\$26,543,000	\$26,543,000
PE	DC/STATE	-	\$1,999,000	\$2,228,000	\$890,000	\$445,000	-	\$5,562,000	\$5,562,000
PE	STBG	-	\$17,559,000	\$17,497,000	\$10,987,000	\$6,675,000	-	\$52,718,000	\$52,718,000
	<i>Total PE</i>	-	\$26,248,000	\$30,750,000	\$18,560,000	\$9,265,000	-	\$84,823,000	\$84,823,000
ROW	NHPP	-	\$381,000	\$381,000	\$381,000	\$381,000	-	\$1,524,000	\$1,524,000
ROW	DC/STATE	-	\$38,000	\$38,000	\$38,000	\$38,000	-	\$152,000	\$152,000
ROW	STBG	-	\$381,000	\$381,000	\$381,000	\$381,000	-	\$1,524,000	\$1,524,000
	<i>Total ROW</i>	-	\$800,000	\$800,000	\$800,000	\$800,000	-	\$3,200,000	\$3,200,000
CON	NHPP	-	\$12,853,000	\$14,700,000	\$9,345,000	\$12,338,000	-	\$49,236,000	\$49,236,000
CON	DC/STATE	-	\$2,338,000	\$3,032,000	\$3,622,000	\$2,233,000	-	\$11,225,000	\$11,225,000
CON	STBG	-	\$21,664,000	\$20,568,000	\$20,576,000	\$19,740,000	-	\$82,548,000	\$82,548,000
	<i>Total CON</i>	-	\$36,855,000	\$38,300,000	\$33,543,000	\$34,311,000	-	\$143,009,000	\$143,009,000
	<i>Total Programmed</i>	-	\$63,903,000	\$69,850,000	\$52,903,000	\$44,376,000	-	\$231,032,000	\$231,032,000

Version History

TIP Document	Adoption	MPO Approval	FHWA Approval	FTA Approval
23-00	Adoption 2023-2026	06/15/2022	8/25/2022	8/25/2022
23-40	Amendment 2023-2026	05/20/2024	N/A	N/A

Current Change Reason

SCHEDULE / FUNDING / SCOPE - Cost change(s)

Funding Change(s):

Total project cost increased from \$192,527,000 to \$231,032,000


# MARYLAND STATEWIDE TIP FY 2022-2025

MDOT STIP # TPB 3081 MC# 22-39 Appvd. 9/7/2022

## SUMMARY TABLE

Project	Amendment Criteria	Conformity Status	Environmental Status	Current Funding Level (000s)		
				Federal	State/Local	Total
Areawide Bridge Replacement and Rehabilitation (AWBR)	B	Exempt	n/a	\$ 144,718	\$ 7,294	\$ 152,012
	Administration			Net Funding Change (000s)		
	SHA	Area/MPO	CTP Page	Federal	State/Local	Total
		TPB	A-34 FY 2024	\$ 27,715	\$ 6,929	\$ 34,644
Description	Ongoing program to provide major upgrades to and maintenance of structures on MDOT SHA highways. These are non-capacity improvements that may include but are not limited to structural replacements, deck rehabilitation, superstructure replacements, parapet reconstruction, cleaning and painting, and general maintenance.					
Justification	Areawide project funding flows by major federal funding program included in the FY2023-2026 TPB TIP are determined based on historical funding trending and an estimate of planned projects within TPB MPO boundaries. Projects funded for other through this areawide project with NHPP and STBG funding have exceeded SHA estimates. Increased funding is necessary to accommodate more federally committed projects within the MPO in this areawide project.					

## INDIVIDUAL REQUEST FORM

STIP/TIP Amendment Criteria	Current (000s)	Funding					Total
		FY 2022	FY 2023	FY 2024	FY 2025	Total	
<input type="checkbox"/> A) Adds new individual projects to the current STIP	Total	\$ -	\$ 55,296	\$ 57,055	\$ 39,661	\$ 152,012	
<input checked="" type="checkbox"/> B) Increase/decrease, scope change, advance, delay, or phase change		Federal	\$ -	\$ 52,643	\$ 54,316	\$ 37,759	\$ 144,718
<input type="checkbox"/> C) Removes or deletes individual listed project from the STIP	State/Local	\$ -	\$ 2,653	\$ 2,739	\$ 1,902	\$ 7,294	
<input type="checkbox"/> D) Other [Administrative modification to add and shift federal/state construction funding]		Total	\$ -	\$ 63,903	\$ 69,850	\$ 52,903	\$ 186,656
	Proposed (000s)	Federal	\$ -	\$ 59,528	\$ 64,552	\$ 48,353	\$ 172,433
		State/Local	\$ -	\$ 4,375	\$ 5,298	\$ 4,550	\$ 14,223
	Change (000s)	Total	\$ -	\$ 8,607	\$ 12,795	\$ 13,242	\$ 34,644
		Federal	\$ -	\$ 6,885	\$ 10,236	\$ 10,594	\$ 27,715
	State/Local	\$ -	\$ 1,722	\$ 2,559	\$ 2,648	\$ 6,929	

## PHASE DETAIL

Current		FY 2022		FY 2023		FY 2024		FY 2025		TOTAL		
Phase	Funding	Federal	State/Local	Federal	State/Local	Federal	State/Local	Federal	State/Local	Federal	State/Local	Total
PE	NHPP	\$ -	\$ -	\$ 2,798	\$ -	\$ 7,069	\$ -	\$ 6,683	\$ -	\$ 16,550	\$ -	\$ 16,550
	STBG	\$ -	\$ -	\$ 17,559	\$ -	\$ 17,497	\$ -	\$ 10,987	\$ -	\$ 46,043	\$ -	\$ 46,043
	State	\$ -	\$ -	\$ -	\$ 1,026	\$ -	\$ 1,239	\$ -	\$ 890	\$ -	\$ 3,155	\$ 3,155
RW	NHPP	\$ -	\$ -	\$ 381	\$ -	\$ 381	\$ -	\$ 381	\$ -	\$ 1,143	\$ -	\$ 1,143
	STBG	\$ -	\$ -	\$ 381	\$ -	\$ 381	\$ -	\$ 381	\$ -	\$ 1,143	\$ -	\$ 1,143
	State	\$ -	\$ -	\$ -	\$ 38	\$ -	\$ 38	\$ -	\$ 38	\$ -	\$ 114	\$ 114
CO	NHPP	\$ -	\$ -	\$ 9,860	\$ -	\$ 8,420	\$ -	\$ 4,073	\$ -	\$ 22,353	\$ -	\$ 22,353
	STBG	\$ -	\$ -	\$ 21,664	\$ -	\$ 20,568	\$ -	\$ 15,254	\$ -	\$ 57,486	\$ -	\$ 57,486
	State	\$ -	\$ -	\$ -	\$ 1,589	\$ -	\$ 1,462	\$ -	\$ 974	\$ -	\$ 4,025	\$ 4,025
<b>Total</b>		\$ -	\$ -	\$ 52,643	\$ 2,653	\$ 54,316	\$ 2,739	\$ 37,759	\$ 1,902	\$ 144,718	\$ 7,294	\$ 152,012

Proposed		FY 2022		FY 2023		FY 2024		FY 2025		TOTAL		
Phase	Funding	Federal	State/Local	Federal	State/Local	Federal	State/Local	Federal	State/Local	Federal	State/Local	Total
PE	NHPP	\$ -	\$ -	\$ 6,690	\$ -	\$ 11,025	\$ -	\$ 6,683	\$ -	\$ 24,398	\$ -	\$ 24,398
	STBG	\$ -	\$ -	\$ 17,559	\$ -	\$ 17,497	\$ -	\$ 10,987	\$ -	\$ 46,043	\$ -	\$ 46,043
	State	\$ -	\$ -	\$ -	\$ 1,999	\$ -	\$ 2,228	\$ -	\$ 890	\$ -	\$ 5,117	\$ 5,117
RW	NHPP	\$ -	\$ -	\$ 381	\$ -	\$ 381	\$ -	\$ 381	\$ -	\$ 1,143	\$ -	\$ 1,143
	STBG	\$ -	\$ -	\$ 381	\$ -	\$ 381	\$ -	\$ 381	\$ -	\$ 1,143	\$ -	\$ 1,143
	State	\$ -	\$ -	\$ -	\$ 38	\$ -	\$ 38	\$ -	\$ 38	\$ -	\$ 114	\$ 114
CO	NHPP	\$ -	\$ -	\$ 12,853	\$ -	\$ 14,700	\$ -	\$ 9,345	\$ -	\$ 36,898	\$ -	\$ 36,898
	STBG	\$ -	\$ -	\$ 21,664	\$ -	\$ 20,568	\$ -	\$ 20,576	\$ -	\$ 62,808	\$ -	\$ 62,808
	State	\$ -	\$ -	\$ -	\$ 2,338	\$ -	\$ 3,032	\$ -	\$ 3,622	\$ -	\$ 8,992	\$ 8,992
<b>Total</b>		\$ -	\$ -	\$ 59,528	\$ 4,375	\$ 64,552	\$ 5,298	\$ 48,353	\$ 4,550	\$ 172,433	\$ 14,223	\$ 186,656

Change		FY 2022		FY 2023		FY 2024		FY 2025		TOTAL		
Phase	Funding	Federal	State/Local	Federal	State/Local	Federal	State/Local	Federal	State/Local	Federal	State/Local	Total
PE	NHPP	\$ -	\$ -	\$ 3,892	\$ -	\$ 3,956	\$ -	\$ -	\$ -	\$ 7,848	\$ -	\$ 7,848
	STBG	\$ -	\$ -	\$ -	\$ -	\$ -	\$ -	\$ -	\$ -	\$ -	\$ -	\$ -
	State	\$ -	\$ -	\$ -	\$ 973	\$ -	\$ 989	\$ -	\$ -	\$ -	\$ 1,962	\$ 1,962
RW	NHPP	\$ -	\$ -	\$ -	\$ -	\$ -	\$ -	\$ -	\$ -	\$ -	\$ -	\$ -
	STBG	\$ -	\$ -	\$ -	\$ -	\$ -	\$ -	\$ -	\$ -	\$ -	\$ -	\$ -
	State	\$ -	\$ -	\$ -	\$ -	\$ -	\$ -	\$ -	\$ -	\$ -	\$ -	\$ -
CO	NHPP	\$ -	\$ -	\$ 2,993	\$ -	\$ 6,280	\$ -	\$ 5,272	\$ -	\$ 14,545	\$ -	\$ 14,545
	STBG	\$ -	\$ -	\$ -	\$ -	\$ -	\$ -	\$ 5,322	\$ -	\$ 5,322	\$ -	\$ 5,322
	State	\$ -	\$ -	\$ -	\$ 749	\$ -	\$ 1,570	\$ -	\$ 2,648	\$ -	\$ 4,967	\$ 4,967
<b>Total</b>		\$ -	\$ -	\$ 6,885	\$ 1,722	\$ 10,236	\$ 2,559	\$ 10,594	\$ 2,648	\$ 27,715	\$ 6,929	\$ 34,644

TOTAL PROJECT COST											
Prior Cost (≤ FY 2021)			STIP Cost (FY 2022-2025)				Balance to Complete (≥ FY 2026)			Total Project Cost	
Federal		\$ -	Federal		\$ 172,433	Federal		\$ 41,660	Federal		\$ 214,093
State/Local		\$ -	State/Local		\$ 14,223	State/Local		\$ 2,716	State/Local		\$ 16,939
<b>Total</b>		\$ -	<b>Total</b>		\$ 186,656	<b>Total</b>		\$ 44,376	<b>Total</b>		\$ 231,032





<b>TIP ID</b>	T3085	<b>Lead Agency</b>	Maryland Department of Transportation - State Highway Administration	<b>Project Type</b>	Road - CMAQ
<b>Project Name</b>	Area-wide Congestion Management	<b>County</b>	Charles, Frederick, Montgomery, Prince Georges	<b>Total Cost</b>	\$129,874,730
<b>Project Limits</b>		<b>Municipality</b>	City of Frederick, City of Rockville	<b>Completion Date</b>	
		<b>Agency Project ID</b>	AWCM		
<b>Description</b>	Ongoing program to provide traffic control, management, and monitoring on MDOT SHA highways. These are non-capacity improvements that may include but are not limited to variable message signs, video for traffic management (CCTV), traffic management detectors, signal systemization and remote timing, permanent congestion monitoring systems employed by the CHART program, deployment of local jurisdiction intelligent transportation system (ITS) projects, and the development of park-and-ride facilities.				

Phase	AC/ACCP Source	FY2023	FY2024	FY2025	FY2026	4 Year Total	Total
PE	CMAQ	\$762,000	\$762,000	\$381,000	\$381,000	\$2,286,000	\$2,286,000
PE	NHPP	\$952,000	\$1,685,000	\$476,000	\$813,000	\$3,926,000	\$3,926,000
PE	DC/STATE	\$422,000	\$159,000	\$287,000	\$304,000	\$1,172,000	\$1,172,000
PE	STBG	\$6,664,000	\$6,664,000	\$4,831,000	\$4,831,000	\$22,990,000	\$22,990,000
	<b>Total PE</b>	\$8,800,000	\$9,270,000	\$5,975,000	\$6,329,000	\$30,374,000	\$30,374,000
ROW	CMAQ	\$115,320	\$134,680	\$171,360	\$171,360	\$592,720	\$592,720
ROW	NHPP	\$4,760	\$13,328	\$26,656	\$26,656	\$71,400	\$71,400
ROW	DC/STATE	\$27,400	\$18,000	\$12,000	\$12,000	\$69,400	\$69,400
ROW	STBG	\$9,250	\$19,992	\$39,984	\$39,984	\$109,210	\$109,210
	<b>Total ROW</b>	\$156,730	\$186,000	\$250,000	\$250,000	\$842,730	\$842,730
CON	CMAQ	\$762,000	\$762,000	\$2,666,000	\$1,904,000	\$6,094,000	\$6,094,000
CON	NHPP	\$12,919,000	\$16,189,000	\$4,510,400	\$4,504,800	\$38,123,200	\$38,123,200
CON	DC/STATE	\$3,463,000	\$4,281,000	\$3,343,600	\$1,349,200	\$12,436,800	\$12,436,800
CON	STBG	\$11,424,000	\$11,424,000	\$12,873,000	\$6,283,000	\$42,004,000	\$42,004,000
	<b>Total CON</b>	\$28,568,000	\$32,656,000	\$23,393,000	\$14,041,000	\$98,658,000	\$98,658,000
	<b>Total Programmed</b>	\$37,524,730	\$42,112,000	\$29,618,000	\$20,620,000	\$129,874,730	\$129,874,730

\*Not Location Specific

Version History

TIP Document		MPO Approval	FHWA Approval	FTA Approval
23-00	Adoption 2023-2026	06/15/2022	8/25/2022	8/25/2022
23-09.2	Amendment 2023-2026	01/18/2023	2/8/2024	2/8/2024
23-40	Amendment 2023-2026	05/20/2024	N/A	N/A

Current Change Reason

SCHEDULE / FUNDING / SCOPE - Cost change(s)

Funding Change(s):

Total project cost increased from \$109,151,730 to \$129,874,730

# MARYLAND STATEWIDE TIP FY 2022-2025

MDOT STIP # TPB 3085 MC# 22-60 Appvd. 3/14/2023

## SUMMARY TABLE

Project	Amendment Criteria	Conformity Status	Environmental Status	Current Funding Level (000s)		
				Federal	State/Local	Total
Areawide Congestion Management (AWCM)	B	Exempt	n/a	\$ 80,878	\$ 7,653	<b>\$ 88,531</b>
	Administration	Area/MPO	CTP Page	Net Funding Change (000s)		
	SHA	TPB	A-34 FY 2024	\$ 16,363	\$ 4,360	<b>\$ 20,723</b>
Description	Ongoing program to provide traffic control, management, and monitoring on MDOT SHA highways. These are non-capacity improvements that may include but are not limited to variable message signs, video for traffic management (CCTV), traffic management detectors, signal systemization and remote timing, permanent congestion monitoring systems employed by the CHART program, deployment of local jurisdiction intelligent transportation system (ITS) projects, and the development of park-and-ride facilities.					
Justification	Areawide project funding flows by major federal funding program included in the FY2023-2026 TPB TIP are determined based on historical funding trending and an estimate of planned projects within TPB MPO boundaries. Projects funded for other through this areawide project with CMAQ, NHPP, and STBG funding have exceeded SHA estimates. Increased funding is necessary to accommodate more federally committed projects within the MPO in this areawide project.					

## INDIVIDUAL REQUEST FORM

STIP/TIP Amendment Criteria		Funding					Total
		FY 2022	FY 2023	FY 2024	FY 2025		
<input type="checkbox"/> A) Adds new individual projects to the current STIP <input checked="" type="checkbox"/> B) Increase/decrease, scope change, advance, delay, or phase change <input type="checkbox"/> C) Removes or deletes individual listed project from the STIP <input type="checkbox"/> D) Other [Administrative modification to add and shift federal/state construction funding]	Current (000s)	<b>Total</b>	\$ -	\$ 37,463	\$ 30,195	\$ 20,873	\$ 88,531
		Federal	\$ -	\$ 33,563	\$ 28,120	\$ 19,195	\$ 80,878
		State/Local	\$ -	\$ 3,900	\$ 2,075	\$ 1,678	\$ 7,653
	Proposed (000s)	<b>Total</b>	\$ -	\$ 37,524	\$ 42,112	\$ 29,618	\$ 109,254
		Federal	\$ -	\$ 33,612	\$ 37,654	\$ 25,975	\$ 97,241
		State/Local	\$ -	\$ 3,912	\$ 4,458	\$ 3,643	\$ 12,013
Change (000s)	<b>Total</b>	\$ -	\$ 61	\$ 11,917	\$ 8,745	\$ 20,723	
	Federal	\$ -	\$ 49	\$ 9,534	\$ 6,780	\$ 16,363	
	State/Local	\$ -	\$ 12	\$ 2,383	\$ 1,965	\$ 4,360	



## PHASE DETAIL

Current		FY 2022		FY 2023		FY 2024		FY 2025		TOTAL		
Phase	Funding	Federal	State/Local	Federal	State/Local	Federal	State/Local	Federal	State/Local	Federal	State/Local	Total
PE	CMAQ	\$ -	\$ -	\$ 762	\$ -	\$ 762	\$ -	\$ 381	\$ -	\$ 1,905	\$ -	\$ 1,905
	NHPP	\$ -	\$ -	\$ 952	\$ -	\$ 1,685	\$ -	\$ 476	\$ -	\$ 3,113	\$ -	\$ 3,113
	STBG	\$ -	\$ -	\$ 6,664	\$ -	\$ 6,664	\$ -	\$ 4,831	\$ -	\$ 18,159	\$ -	\$ 18,159
	State	\$ -	\$ -	\$ -	\$ 422	\$ -	\$ 159	\$ -	\$ 287	\$ -	\$ 868	\$ 868
RW	CMAQ	\$ -	\$ -	\$ 66	\$ -	\$ 86	\$ -	\$ 171	\$ -	\$ 323	\$ -	\$ 323
	NHPP	\$ -	\$ -	\$ 5	\$ -	\$ 13	\$ -	\$ 27	\$ -	\$ 45	\$ -	\$ 45
	STBG	\$ -	\$ -	\$ 9	\$ -	\$ 20	\$ -	\$ 40	\$ -	\$ 69	\$ -	\$ 69
	State	\$ -	\$ -	\$ -	\$ 15	\$ -	\$ 6	\$ -	\$ 12	\$ -	\$ 33	\$ 33
CO	CMAQ	\$ -	\$ -	\$ 762	\$ -	\$ 762	\$ -	\$ 2,666	\$ -	\$ 4,190	\$ -	\$ 4,190
	NHPP	\$ -	\$ -	\$ 12,919	\$ -	\$ 6,704	\$ -	\$ 4,510	\$ -	\$ 24,133	\$ -	\$ 24,133
	STBG	\$ -	\$ -	\$ 11,424	\$ -	\$ 11,424	\$ -	\$ 6,093	\$ -	\$ 28,941	\$ -	\$ 28,941
	State	\$ -	\$ -	\$ -	\$ 3,463	\$ -	\$ 1,910	\$ -	\$ 1,379	\$ -	\$ 6,752	\$ 6,752
<b>Total</b>		\$ -	\$ -	\$ 33,563	\$ 3,900	\$ 28,120	\$ 2,075	\$ 19,195	\$ 1,678	\$ 80,878	\$ 7,653	\$ 88,531

Proposed		FY 2022		FY 2023		FY 2024		FY 2025		TOTAL			
Phase	Funding	Federal	State/Local	Federal	State/Local	Federal	State/Local	Federal	State/Local	Federal	State/Local	Total	
PE	CMAQ	\$ -	\$ -	\$ 762	\$ -	\$ 762	\$ -	\$ 381	\$ -	\$ 1,905	\$ -	\$ 1,905	
	NHPP	\$ -	\$ -	\$ 952	\$ -	\$ 1,685	\$ -	\$ 476	\$ -	\$ 3,113	\$ -	\$ 3,113	
	STBG	\$ -	\$ -	\$ 6,664	\$ -	\$ 6,664	\$ -	\$ 4,831	\$ -	\$ 18,159	\$ -	\$ 18,159	
	State	\$ -	\$ -	\$ -	\$ 422	\$ -	\$ 159	\$ -	\$ 287	\$ -	\$ 868	\$ 868	
RW	CMAQ	\$ -	\$ -	\$ 115	\$ -	\$ 135	\$ -	\$ 171	\$ -	\$ 421	\$ -	\$ 421	
	NHPP	\$ -	\$ -	\$ 5	\$ -	\$ 13	\$ -	\$ 27	\$ -	\$ 45	\$ -	\$ 45	
	STBG	\$ -	\$ -	\$ 9	\$ -	\$ 20	\$ -	\$ 40	\$ -	\$ 69	\$ -	\$ 69	
	State	\$ -	\$ -	\$ -	\$ 27	\$ -	\$ 18	\$ -	\$ 12	\$ -	\$ 57	\$ 57	
CO	CMAQ	\$ -	\$ -	\$ 762	\$ -	\$ 762	\$ -	\$ 2,666	\$ -	\$ 4,190	\$ -	\$ 4,190	
	NHPP	\$ -	\$ -	\$ 12,919	\$ -	\$ 16,189	\$ -	\$ 4,510	\$ -	\$ 33,618	\$ -	\$ 33,618	
	STBG	\$ -	\$ -	\$ 11,424	\$ -	\$ 11,424	\$ -	\$ 12,873	\$ -	\$ 35,721	\$ -	\$ 35,721	
	State	\$ -	\$ -	\$ -	\$ 3,463	\$ -	\$ 4,281	\$ -	\$ 3,344	\$ -	\$ 11,088	\$ 11,088	
<b>Total</b>		\$ -	\$ -	\$ 33,612	\$ 3,912	\$ 37,654	\$ 4,458	\$ 25,975	\$ 3,643	\$ 97,241	\$ 12,013	\$ 109,254	
Change		FY 2022		FY 2023		FY 2024		FY 2025		TOTAL			
Phase	Funding	Federal	State/Local	Federal	State/Local	Federal	State/Local	Federal	State/Local	Federal	State/Local	Total	
PE	CMAQ	\$ -	\$ -	\$ -	\$ -	\$ -	\$ -	\$ -	\$ -	\$ -	\$ -	\$ -	
	NHPP	\$ -	\$ -	\$ -	\$ -	\$ -	\$ -	\$ -	\$ -	\$ -	\$ -	\$ -	
	STBG	\$ -	\$ -	\$ -	\$ -	\$ -	\$ -	\$ -	\$ -	\$ -	\$ -	\$ -	
	State	\$ -	\$ -	\$ -	\$ -	\$ -	\$ -	\$ -	\$ -	\$ -	\$ -	\$ -	
RW	CMAQ	\$ -	\$ -	\$ 49	\$ -	\$ 49	\$ -	\$ -	\$ -	\$ 98	\$ -	\$ 98	
	NHPP	\$ -	\$ -	\$ -	\$ -	\$ -	\$ -	\$ -	\$ -	\$ -	\$ -	\$ -	
	STBG	\$ -	\$ -	\$ -	\$ -	\$ -	\$ -	\$ -	\$ -	\$ -	\$ -	\$ -	
	State	\$ -	\$ -	\$ -	\$ 12	\$ -	\$ 12	\$ -	\$ -	\$ -	\$ 24	\$ 24	
CO	CMAQ	\$ -	\$ -	\$ -	\$ -	\$ -	\$ -	\$ -	\$ -	\$ -	\$ -	\$ -	
	NHPP	\$ -	\$ -	\$ -	\$ -	\$ 9,485	\$ -	\$ -	\$ -	\$ 9,485	\$ -	\$ 9,485	
	STBG	\$ -	\$ -	\$ -	\$ -	\$ -	\$ -	\$ 6,780	\$ -	\$ 6,780	\$ -	\$ 6,780	
	State	\$ -	\$ -	\$ -	\$ -	\$ -	\$ 2,371	\$ -	\$ 1,965	\$ -	\$ 4,336	\$ 4,336	
<b>Total</b>		\$ -	\$ -	\$ 49	\$ 12	\$ 9,534	\$ 2,383	\$ 6,780	\$ 1,965	\$ 16,363	\$ 4,360	\$ 20,723	
TOTAL PROJECT COST													
Prior Cost (≤ FY 2021)				STIP Cost (FY 2022-2025)				Balance to Complete (≥ FY 2026)				Total Project Cost	
Federal			\$ -	Federal			\$ 97,241	Federal			\$ 18,955	Federal	\$ 116,196
State/Local			\$ -	State/Local			\$ 12,013	State/Local			\$ 1,665	State/Local	\$ 13,678
<b>Total</b>			\$ -	<b>Total</b>			\$ 109,254	<b>Total</b>			\$ 20,620	<b>Total</b>	\$ 129,874



<b>TIP ID</b>	T6522	<b>Lead Agency</b>	Maryland Department of Transportation - State Highway Administration	<b>Project Type</b>	Bridge - Replace
<b>Project Name</b>	I-95/I-495 MD 214 Bridges Replacement	<b>County</b>	Charles, Frederick, Montgomery, Prince Georges	<b>Total Cost</b>	\$37,897,050
<b>Project Limits</b>		<b>Municipality</b>	City of Frederick, City of Rockville	<b>Completion Date</b>	2022
		<b>Agency Project ID</b>	PG1272		
<b>Description</b>	Replacement of I-95/I-495 bridges 1615305 and 1615306 over MD 214.				

Phase	AC/ACCP Source	Prior	FY2023	FY2024	FY2025	FY2026	Future	4 Year Total	Total
PE	DC/STATE	\$1,860,000	-	-	-	-	-	-	\$1,860,000
	<i>Total PE</i>	\$1,860,000	-	-	-	-	-	-	\$1,860,000
CON	NHFP	\$13,145,000	-	-	-	-	-	-	\$13,145,000
CON	NHPP	\$19,274,000	-	-	-	-	-	-	\$19,274,000
CON	DC/STATE	\$2,784,000	-	-	-	-	-	-	\$2,784,000
	<i>Total CON</i>	\$35,203,000	-	-	-	-	-	-	\$35,203,000
UT	NHPP	\$427,000	\$255,000	\$38,820	\$38,820	-	-	\$332,640	\$759,640
UT	DC/STATE	\$34,000	\$21,000	\$9,705	\$9,705	-	-	\$40,410	\$74,410
	<i>Total UT</i>	\$461,000	\$276,000	\$48,525	\$48,525	-	-	\$373,050	\$834,050
	<i>Total Programmed</i>	\$37,524,000	\$276,000	\$48,525	\$48,525	-	-	\$373,050	\$37,897,050

Version History

TIP Document		MPO Approval	FHWA Approval	FTA Approval
23-00	Adoption 2023-2026	06/15/2022	8/25/2022	8/25/2022
23-40	Amendment 2023-2026	05/20/2024	N/A	N/A

Current Change Reason

SCHEDULE / FUNDING / SCOPE - Cost change(s)

Funding Change(s):

Total project cost increased from \$33,571,000 to \$37,897,050


# MARYLAND STATEWIDE TIP FY 2022-2025

MDOT STIP # TPB 6522 MC# 22-39 Appvd. 9/7/2022

## SUMMARY TABLE

Project	Amendment Criteria	Conformity Status	Environmental Status	Current Funding Level (000s)		
				Federal	State/Local	Total
I-95/I-495 MD 214 Bridges Replacement (PG1272)	B	Exempt	E&S - 6/2018;	\$ 5,430	\$ 173	\$ 5,603
	Administration			Area/MPO		
	SHA	TPB	SHA-PG-3 FY 2022	\$ (4,670)	\$ (98)	\$ (4,768)
Description	Replacement of I-95/I-495 bridges 1615305 and 1615306 over MD 214.					
Justification	The existing structures, built in 1963, were near the end of their useful service lives and were rated poor based on substructure condition.					

## INDIVIDUAL REQUEST FORM

STIP/TIP Amendment Criteria		Funding	FY 2022	FY 2023	FY 2024	FY 2025	Total
		<input type="checkbox"/> A) Adds new individual projects to the current STIP	Current (000s)	<b>Total</b>	\$ 5,327	\$ 276	\$ -
<input checked="" type="checkbox"/> B) Increase/decrease, scope change, advance, delay, or phase change	Proposed (000s)	Federal	\$ 5,175	\$ 255	\$ -	\$ -	\$ 5,430
<input type="checkbox"/> C) Removes or deletes individual listed project from the STIP		State/Local	\$ 152	\$ 21	\$ -	\$ -	\$ 173
<input checked="" type="checkbox"/> D) Other [Administrative modification to add and shift federal/state construction funding]	Change (000s)	<b>Total</b>	\$ 461	\$ 276	\$ 49	\$ 49	\$ 835
		Federal	\$ 427	\$ 255	\$ 39	\$ 39	\$ 760
		State/Local	\$ 34	\$ 21	\$ 10	\$ 10	\$ 75
		<b>Total</b>	\$ (4,866)	\$ -	\$ 49	\$ 49	\$ (4,768)
		Federal	\$ (4,748)	\$ -	\$ 39	\$ 39	\$ (4,670)
		State/Local	\$ (118)	\$ -	\$ 10	\$ 10	\$ (98)

## PHASE DETAIL

Current		FY 2022		FY 2023		FY 2024		FY 2025		TOTAL		
Phase	Funding	Federal	State/Local	Federal	State/Local	Federal	State/Local	Federal	State/Local	Federal	State/Local	Total
PE	State	\$ -	\$ -	\$ -	\$ -	\$ -	\$ -	\$ -	\$ -	\$ -	\$ -	\$ -
UT	NHPP	\$ 427	\$ -	\$ 255	\$ -	\$ -	\$ -	\$ -	\$ -	\$ 682	\$ -	\$ 682
	State	\$ -	\$ 34	\$ -	\$ 21	\$ -	\$ -	\$ -	\$ -	\$ -	\$ 55	\$ 55
CO	NHPP	\$ 2,374	\$ -	\$ -	\$ -	\$ -	\$ -	\$ -	\$ -	\$ 2,374	\$ -	\$ 2,374
	NHFP	\$ 2,374	\$ -	\$ -	\$ -	\$ -	\$ -	\$ -	\$ -	\$ 2,374	\$ -	\$ 2,374
	State	\$ -	\$ 118	\$ -	\$ -	\$ -	\$ -	\$ -	\$ -	\$ -	\$ 118	\$ 118
<b>Total</b>		\$ 5,175	\$ 152	\$ 255	\$ 21	\$ -	\$ -	\$ -	\$ -	\$ 5,430	\$ 173	\$ 5,603

Proposed		FY 2022		FY 2023		FY 2024		FY 2025		TOTAL		
Phase	Funding	Federal	State/Local	Federal	State/Local	Federal	State/Local	Federal	State/Local	Federal	State/Local	Total
PE	State	\$ -	\$ -	\$ -	\$ -	\$ -	\$ -	\$ -	\$ -	\$ -	\$ -	\$ -
UT	NHPP	\$ 427	\$ -	\$ 255	\$ -	\$ 39	\$ -	\$ 39	\$ -	\$ 760	\$ -	\$ 760
	State	\$ -	\$ 34	\$ -	\$ 21	\$ -	\$ 10	\$ -	\$ 10	\$ -	\$ 75	\$ 75
CO	NHPP	\$ -	\$ -	\$ -	\$ -	\$ -	\$ -	\$ -	\$ -	\$ -	\$ -	\$ -
	NHFP	\$ -	\$ -	\$ -	\$ -	\$ -	\$ -	\$ -	\$ -	\$ -	\$ -	\$ -
	State	\$ -	\$ -	\$ -	\$ -	\$ -	\$ -	\$ -	\$ -	\$ -	\$ -	\$ -
<b>Total</b>		<b>\$ 427</b>	<b>\$ 34</b>	<b>\$ 255</b>	<b>\$ 21</b>	<b>\$ 39</b>	<b>\$ 10</b>	<b>\$ 39</b>	<b>\$ 10</b>	<b>\$ 760</b>	<b>\$ 75</b>	<b>\$ 835</b>

Change		FY 2022		FY 2023		FY 2024		FY 2025		TOTAL		
Phase	Funding	Federal	State/Local	Federal	State/Local	Federal	State/Local	Federal	State/Local	Federal	State/Local	Total
PE	State	\$ -	\$ -	\$ -	\$ -	\$ -	\$ -	\$ -	\$ -	\$ -	\$ -	\$ -
UT	NHPP	\$ -	\$ -	\$ -	\$ -	\$ 39	\$ -	\$ 39	\$ -	\$ 78	\$ -	\$ 78
	State	\$ -	\$ -	\$ -	\$ -	\$ -	\$ 10	\$ -	\$ 10	\$ -	\$ 20	\$ 20
CO	NHPP	\$ (2,374)	\$ -	\$ -	\$ -	\$ -	\$ -	\$ -	\$ -	\$ (2,374)	\$ -	\$ (2,374)
	NHFP	\$ (2,374)	\$ -	\$ -	\$ -	\$ -	\$ -	\$ -	\$ -	\$ (2,374)	\$ -	\$ (2,374)
	State	\$ -	\$ (118)	\$ -	\$ -	\$ -	\$ -	\$ -	\$ -	\$ -	\$ (118)	\$ (118)
<b>Total**</b>		<b>\$ (4,748)</b>	<b>\$ (118)</b>	<b>\$ -</b>	<b>\$ -</b>	<b>\$ 39</b>	<b>\$ 10</b>	<b>\$ 39</b>	<b>\$ 10</b>	<b>\$ (4,670)</b>	<b>\$ (98)</b>	<b>\$ (4,768)</b>

TOTAL PROJECT COST												
Prior Cost (≤ FY 2021)			STIP Cost (FY 2022-2025)				Balance to Complete (≥ FY 2026)				Total Project Cost	
Federal		\$ 32,419	Federal		\$ 760	Federal		\$ -	Federal		\$ 33,179	
State/Local		\$ 4,643	State/Local		\$ 75	State/Local		\$ -	State/Local		\$ 4,718	
<b>Total*</b>		<b>\$ 37,062</b>	<b>Total</b>		<b>\$ 835</b>	<b>Total</b>		<b>\$ -</b>	<b>Total</b>		<b>\$ 37,897</b>	

\*Shifted \$4,866,000 from from FY 2022 to FY 2021, when the project completed construction.

\*\*Adding \$4,229,000 in State, federal NHPP, and NHFP funds to reflect funding programmed in years prior to the FY 2023-2026 TPB TIP.



<b>TIP ID</b>	T11582	<b>Lead Agency</b>	Maryland Department of Transportation - State Highway Administration	<b>Project Type</b>	Road - HOV/Managed Lanes
<b>Project Name</b>	Op Lanes Maryland Phase 1 South, New American Legion Bridge and I-270 to I-370	<b>County</b>	Montgomery	<b>Total Cost</b>	\$3,739,000,000
<b>Project Limits</b>	I-495 - S. GW Mem. Pkwy to w. of MD 187 to I-270 - I-495 to north of I-370	<b>Municipality</b>		<b>Completion Date</b>	2030
		<b>Agency Project ID</b>	AW0733		

**Description** Component of Op Lanes Maryland program, to include two high-occupancy toll (HOT) lanes in each direction along I-495 from south of George Washington Memorial Parkway to west of MD 187 and along I-270 from I-495 to north of I-370. This includes the remaining planning, design, and construction funding for Phase 1 South.

Phase	AC/ACCP Source	Prior	FY2023	FY2024	FY2025	FY2026	Future	4 Year Total	Total
PE	NHPP	-	-	\$21,600,000	\$27,000,000	\$27,000,000	\$39,600,000	\$75,600,000	\$115,200,000
PE	DC/STATE	\$15,000,000	\$35,000,000	\$2,400,000	\$3,000,000	\$3,000,000	\$4,400,000	\$43,400,000	\$62,800,000
	<b>Total PE</b>	\$15,000,000	\$35,000,000	\$24,000,000	\$30,000,000	\$30,000,000	\$44,000,000	\$119,000,000	\$178,000,000
CON	NHPP	-	-	\$40,000	\$360,000	-	-	\$400,000	\$400,000
CON	Private	-	\$350,000,000	\$699,950,000	\$699,550,000	\$700,000,000	\$1,050,000,000	\$2,449,500,000	\$3,499,500,000
CON	DC/STATE	-	-	\$10,000	\$90,000	-	-	\$100,000	\$100,000
	<b>Total CON</b>	-	\$350,000,000	\$700,000,000	\$700,000,000	\$700,000,000	\$1,050,000,000	\$2,450,000,000	\$3,500,000,000
PLANNING	DC/STATE	\$56,000,000	\$5,000,000	-	-	-	-	\$5,000,000	\$61,000,000
	<b>Total PLANNING</b>	\$56,000,000	\$5,000,000	-	-	-	-	\$5,000,000	\$61,000,000
	<b>Total Programmed</b>	\$71,000,000	\$390,000,000	\$724,000,000	\$730,000,000	\$730,000,000	\$1,094,000,000	\$2,574,000,000	\$3,739,000,000



**Version History**

**Current Change Reason**

TIP Document		MPO Approval	FHWA Approval	FTA Approval
23-00	Adoption 2023-2026	06/15/2022	8/25/2022	8/25/2022
23-40	Amendment 2023-2026	05/20/2024	N/A	N/A

SCHEDULE / FUNDING / SCOPE - Programming Update

**Funding Change(s):**  
Total project cost stays the same \$3,739,000,000


# MARYLAND STATEWIDE TIP FY 2022-2025

MDOT STIP # TPB 11582 MC# 22-39 Appvd. 9/7/2022

## SUMMARY TABLE

Project	Amendment Criteria	Conformity Status	Environmental Status	Current Funding Level (000s)		
				Federal	St./Loc./Pvt.	Total
Op Lanes Maryland Phase 1 South, New American Legion Bridge and I-270 to I-370 (AW0733)	B	Nonattainmnt/CE1186,CE3281	n/a	\$ 48,600	\$ 1,839,700	\$ 1,888,300
	Administration			Net Funding Change (000s)		
	Area/MPO	CTP Page	Federal	St./Loc./Pvt.	Total	
	SHA	TPB	SHA-SW-10 FY 2024	\$ 400	\$ (400)	\$ -
Description	Component of Op Lanes Maryland program, to include two high-occupancy toll (HOT) lanes in each direction along I-495 from south of George Washington Memorial Parkway to west of MD 187 and along I-270 from I-495 to north of I-370. This includes the remaining planning, design, and construction funding for Phase 1 South.					
Justification	This project represents the first step in creating a new multimodal future for the corridor by enabling more reliable and more frequent transit operations and transportation management demand practices. It will also address state of good repair, including the American Legion Bridge, improve access to jobs, improve bicycle and pedestrian access, and enhance safety in the corridor by reducing the extent and duration of congestion.					

## INDIVIDUAL REQUEST FORM

STIP/TIP Amendment Criteria	Current (000s)	Funding	FY 2022	FY 2023	FY 2024	FY 2025	Total
		<input type="checkbox"/> A) Adds new individual projects to the current STIP	<b>Total</b>		\$ 44,300	\$ 390,000	\$ 724,000
<input type="checkbox"/> B) Increase/decrease, scope change, advance, delay, or phase change	Federal		\$ -	\$ -	\$ 21,600	\$ 27,000	\$ 48,600
<input type="checkbox"/> C) Removes or deletes individual listed project from the STIP	St./Loc./Pvt.		\$ 44,300	\$ 390,000	\$ 702,400	\$ 703,000	\$ 1,839,700
<input checked="" type="checkbox"/> D) Other [Administrative modification to add and shift federal/state construction funding]	<b>Total</b>		\$ 44,300	\$ 390,000	\$ 724,000	\$ 730,000	\$ 1,888,300
	Federal		\$ -	\$ -	\$ 21,640	\$ 27,360	\$ 49,000
	St./Loc./Pvt.		\$ 44,300	\$ 390,000	\$ 702,360	\$ 702,640	\$ 1,839,300
	<b>Total</b>		\$ -	\$ -	\$ -	\$ -	\$ -
	Federal		\$ -	\$ -	\$ 40	\$ 360	\$ 400
	St./Loc./Pvt.		\$ -	\$ -	\$ (40)	\$ (360)	\$ (400)
				\$ -	\$ -	\$ -	\$ -

## PHASE DETAIL

Current		FY 2022		FY 2023		FY 2024		FY 2025		TOTAL		
Phase	Funding	Federal	St./Loc./Pvt.	Federal	St./Loc./Pvt.	Federal	St./Loc./Pvt.	Federal	St./Loc./Pvt.	Federal	St./Loc./Pvt.	Total
PP	State	\$ -	\$ 29,300	\$ -	\$ 5,000	\$ -	\$ -	\$ -	\$ -	\$ -	\$ 34,300	\$ 34,300
PE	NHPP	\$ -	\$ -	\$ -	\$ -	\$ 21,600	\$ -	\$ 27,000	\$ -	\$ 48,600	\$ -	\$ 48,600
	State	\$ -	\$ 15,000	\$ -	\$ 35,000	\$ -	\$ 2,400	\$ -	\$ 3,000	\$ -	\$ 55,400	\$ 55,400
CO	NHPP	\$ -	\$ -	\$ -	\$ -	\$ -	\$ -	\$ -	\$ -	\$ -	\$ -	\$ -
	Private	\$ -	\$ -	\$ -	\$ 350,000	\$ -	\$ 700,000	\$ -	\$ 700,000	\$ -	\$ 1,750,000	\$ 1,750,000
	State	\$ -	\$ -	\$ -	\$ -	\$ -	\$ -	\$ -	\$ -	\$ -	\$ -	\$ -
<b>Total</b>		\$ -	\$ 44,300	\$ -	\$ 390,000	\$ 21,600	\$ 702,400	\$ 27,000	\$ 703,000	\$ 48,600	\$ 1,839,700	\$ 1,888,300



Proposed		FY 2022		FY 2023		FY 2024		FY 2025		TOTAL		
Phase	Funding	Federal	St./Loc./Pvt.	Federal	St./Loc./Pvt.	Federal	St./Loc./Pvt.	Federal	St./Loc./Pvt.	Federal	St./Loc./Pvt.	Total
PP	State	\$ -	\$ 29,300	\$ -	\$ 5,000	\$ -	\$ -	\$ -	\$ -	\$ -	\$ 34,300	\$ 34,300
PE	NHPP	\$ -	\$ -	\$ -	\$ -	\$ 21,600	\$ -	\$ 27,000	\$ -	\$ 48,600	\$ -	\$ 48,600
	State	\$ -	\$ 15,000	\$ -	\$ 35,000	\$ -	\$ 2,400	\$ -	\$ 3,000	\$ -	\$ 55,400	\$ 55,400
CO	NHPP	\$ -	\$ -	\$ -	\$ -	\$ 40	\$ -	\$ 360	\$ -	\$ 400	\$ -	\$ 400
	Private	\$ -	\$ -	\$ -	\$ 350,000	\$ -	\$ 699,950	\$ -	\$ 699,550	\$ -	\$ 1,749,500	\$ 1,749,500
	State	\$ -	\$ -	\$ -	\$ -	\$ -	\$ 10	\$ -	\$ 90	\$ -	\$ 100	\$ 100
<b>Total</b>		<b>\$ -</b>	<b>\$ 44,300</b>	<b>\$ -</b>	<b>\$ 390,000</b>	<b>\$ 21,640</b>	<b>\$ 702,360</b>	<b>\$ 27,360</b>	<b>\$ 702,640</b>	<b>\$ 49,000</b>	<b>\$ 1,839,300</b>	<b>\$ 1,888,300</b>

Change		FY 2022		FY 2023		FY 2024		FY 2025		TOTAL		
Phase	Funding	Federal	St./Loc./Pvt.	Federal	St./Loc./Pvt.	Federal	St./Loc./Pvt.	Federal	St./Loc./Pvt.	Federal	St./Loc./Pvt.	Total
PP	State	\$ -	\$ -	\$ -	\$ -	\$ -	\$ -	\$ -	\$ -	\$ -	\$ -	\$ -
PE	NHPP	\$ -	\$ -	\$ -	\$ -	\$ -	\$ -	\$ -	\$ -	\$ -	\$ -	\$ -
	State	\$ -	\$ -	\$ -	\$ -	\$ -	\$ -	\$ -	\$ -	\$ -	\$ -	\$ -
CO	NHPP*	\$ -	\$ -	\$ -	\$ -	\$ 40	\$ -	\$ 360	\$ -	\$ 400	\$ -	\$ 400
	Private*	\$ -	\$ -	\$ -	\$ -	\$ -	\$ (50)	\$ -	\$ (450)	\$ -	\$ (500)	\$ (500)
	State*	\$ -	\$ -	\$ -	\$ -	\$ -	\$ 10	\$ -	\$ 90	\$ -	\$ 100	\$ 100
<b>Total</b>		<b>\$ -</b>	<b>\$ -</b>	<b>\$ -</b>	<b>\$ -</b>	<b>\$ 40</b>	<b>\$ (40)</b>	<b>\$ 360</b>	<b>\$ (360)</b>	<b>\$ 400</b>	<b>\$ (400)</b>	<b>\$ -</b>

**TOTAL PROJECT COST**

Prior Cost (≤ FY 2021)		STIP Cost (FY 2022-2025)		Balance to Complete (≥ FY 2026)		Total Project Cost	
Federal	\$ -	Federal	\$ 49,000	Federal	\$ 66,600	Federal	\$ 115,600
St./Loc./Pvt.	\$ 26,700	St./Loc./Pvt.	\$ 1,839,300	St./Loc./Pvt.	\$ 1,757,400	St./Loc./Pvt.	\$ 3,623,400
<b>Total</b>	<b>\$ 26,700</b>	<b>Total</b>	<b>\$ 1,888,300</b>	<b>Total</b>	<b>\$ 1,824,000</b>	<b>Total</b>	<b>\$ 3,739,000</b>

\*Construction - Shifting \$50k in FY 24 CO from Private to NHPP and (\$40k-NHPP and \$10-State); Shifting \$450k in FY 25 CO from Private to NHPP and (\$360k-NHPP and \$90k-State).



<b>TIP ID</b>	T11615	<b>Lead Agency</b>	Maryland Department of Transportation - State Highway Administration	<b>Project Type</b>	Bicycle/Pedestrian - Bike/Ped
<b>Project Name</b>	MD 6 La Plata Safety and Accessibility Improvements Project	<b>County</b>	Charles	<b>Total Cost</b>	\$13,499,000
<b>Project Limits</b>	US 301 to Willow Lane	<b>Municipality</b>		<b>Completion Date</b>	2029
		<b>Agency Project ID</b>			
<b>Description</b>	The project provides safety and accessibility improvements on US 301 and Willow Lane. The project will improve accommodations for bicyclists, pedestrians, and other vulnerable users. The project provides no additional capacity for vehicles.				

Phase	AC/ACCP Source	Prior	FY2023	FY2024	FY2025	FY2026	Future	4 Year Total	Total
PE	DC/STATE	-	\$101,000	\$120,000	\$120,000	\$120,000	\$98,000	\$461,000	\$559,000
PE	STBG	-	\$566,000	\$661,000	\$660,000	\$660,000	\$394,000	\$2,547,000	\$2,941,000
	<b>Total PE</b>	-	\$667,000	\$781,000	\$780,000	\$780,000	\$492,000	\$3,008,000	\$3,500,000
ROW	DC/STATE	-	-	-	\$25,000	\$25,000	-	\$50,000	\$50,000
ROW	STBG	-	-	-	\$225,000	\$225,000	-	\$450,000	\$450,000
	<b>Total ROW</b>	-	-	-	\$250,000	\$250,000	-	\$500,000	\$500,000
CON	TBD	-	-	-	-	-	\$7,000,000	-	\$7,000,000
	<b>Total CON</b>	-	-	-	-	-	\$7,000,000	-	\$7,000,000
UT	TBD	-	-	-	-	-	\$1,764,000	-	\$1,764,000
UT	DC/STATE	-	-	-	-	\$73,000	-	\$73,000	\$73,000
UT	STBG	-	-	-	-	\$662,000	-	\$662,000	\$662,000
	<b>Total UT</b>	-	-	-	-	\$735,000	\$1,764,000	\$735,000	\$2,499,000
	<b>Total Programmed</b>	-	\$667,000	\$781,000	\$1,030,000	\$1,765,000	\$9,256,000	\$4,243,000	\$13,499,000



Version History

Current Change Reason

TIP Document	Amendment	2023-2026	MPO Approval	FHWA Approval	FTA Approval
23-07.2	Amendment	2023-2026	11/16/2022	Pending	N/A
23-40	Amendment	2023-2026	05/20/2024	N/A	N/A

SCHEDULE / FUNDING / SCOPE - Cost change(s)

Funding Change(s):  
Total project cost increased from \$11,394,000 to \$13,499,000

# MARYLAND STATEWIDE TIP FY 2022-2025

MDOT STIP # TPB 11615 MC# 22-49 Appvd. 12/28/2022

## SUMMARY TABLE

Project	Amendment Criteria	Conformity Status	Environmental Status	Current Funding Level (000s)		
				Federal	State/Local	Total
MD 6 La Plata Safety and Accessibility Improvements Project (CH2481)	B	Exempt	PCE (TBD)	\$ 1,157	\$ 128	\$ 1,285
				Net Funding Change (000s)		
	Administration	Area/MPO	CTP Page	Federal	State/Local	Total
	SHA	TPB	SHA-CH-4 FY 2024	\$ 955	\$ 238	\$ 1,193
Description	The project provides safety and accessibility improvements on US 301 and Willow Lane. The project will improve accommodations for bicyclists, pedestrians, and other vulnerable users. The project provides no additional capacity for vehicles.					
Justification	This project will improve safety and accessibility for vulnerable users along MD 6 and provide streetscape treatments to create a sense of place in La Plata.					

## INDIVIDUAL REQUEST FORM

STIP/TIP Amendment Criteria		Funding (000s)	FY 2022	FY 2023	FY 2024	FY 2025	Total
<input type="checkbox"/> A) Adds new individual projects to the current STIP	Current	<b>Total</b>	\$ -	\$ 315	\$ 360	\$ 610	\$ 1,285
<input checked="" type="checkbox"/> B) Increase/decrease, scope change, advance, delay, or phase change		Federal	\$ -	\$ 284	\$ 324	\$ 549	\$ 1,157
<input type="checkbox"/> C) Removes or deletes individual listed project from the STIP	Proposed	<b>Total</b>	\$ -	\$ 667	\$ 781	\$ 1,030	\$ 2,478
<input type="checkbox"/> D) Other [Administrative modification to add and shift federal/state construction funding]		Federal	\$ -	\$ 566	\$ 661	\$ 885	\$ 2,112
		State/Local	\$ -	\$ 101	\$ 120	\$ 145	\$ 366
		<b>Total</b>	\$ -	\$ 352	\$ 421	\$ 420	\$ 1,193
		Federal	\$ -	\$ 282	\$ 337	\$ 336	\$ 955
		State/Local	\$ -	\$ 70	\$ 84	\$ 84	\$ 238



## PHASE DETAIL

Current		FY 2022		FY 2023		FY 2024		FY 2025		TOTAL		
Phase	Funding	Federal	State/Local	Federal	State/Local	Federal	State/Local	Federal	State/Local	Federal	State/Local	Total
PE	STBG	\$ -	\$ -	\$ 284	\$ -	\$ 324	\$ -	\$ 324	\$ -	\$ 932	\$ -	\$ 932
	State	\$ -	\$ -	\$ -	\$ 31	\$ -	\$ 36	\$ -	\$ 36	\$ -	\$ 103	\$ 103
RW	STBG	\$ -	\$ -	\$ -	\$ -	\$ -	\$ -	\$ 225	\$ -	\$ 225	\$ -	\$ 225
	State	\$ -	\$ -	\$ -	\$ -	\$ -	\$ -	\$ -	\$ 25	\$ -	\$ 25	\$ 25
UT	Future-TBD*	\$ -	\$ -	\$ -	\$ -	\$ -	\$ -	\$ -	\$ -	\$ -	\$ -	\$ -
	STBG	\$ -	\$ -	\$ -	\$ -	\$ -	\$ -	\$ -	\$ -	\$ -	\$ -	\$ -
	State	\$ -	\$ -	\$ -	\$ -	\$ -	\$ -	\$ -	\$ -	\$ -	\$ -	\$ -
CO	Future-TBD*	\$ -	\$ -	\$ -	\$ -	\$ -	\$ -	\$ -	\$ -	\$ -	\$ -	\$ -
<b>Total</b>		\$ -	\$ -	\$ 284	\$ 31	\$ 324	\$ 36	\$ 549	\$ 61	\$ 1,157	\$ 128	\$ 1,285

Proposed		FY 2022		FY 2023		FY 2024		FY 2025		TOTAL		
Phase	Funding	Federal	State/Local	Federal	State/Local	Federal	State/Local	Federal	State/Local	Federal	State/Local	Total
PE	STBG	\$ -	\$ -	\$ 566	\$ -	\$ 661	\$ -	\$ 660	\$ -	\$ 1,887	\$ -	\$ 1,887
	State	\$ -	\$ -	\$ -	\$ 101	\$ -	\$ 120	\$ -	\$ 120	\$ -	\$ 341	\$ 341
RW	STBG	\$ -	\$ -	\$ -	\$ -	\$ -	\$ -	\$ 225	\$ -	\$ 225	\$ -	\$ 225
	State	\$ -	\$ -	\$ -	\$ -	\$ -	\$ -	\$ -	\$ 25	\$ -	\$ 25	\$ 25
UT	Future-TBD*	\$ -	\$ -	\$ -	\$ -	\$ -	\$ -	\$ -	\$ -	\$ -	\$ -	\$ -
	STBG	\$ -	\$ -	\$ -	\$ -	\$ -	\$ -	\$ -	\$ -	\$ -	\$ -	\$ -
	State	\$ -	\$ -	\$ -	\$ -	\$ -	\$ -	\$ -	\$ -	\$ -	\$ -	\$ -
CO	Future-TBD*	\$ -	\$ -	\$ -	\$ -	\$ -	\$ -	\$ -	\$ -	\$ -	\$ -	\$ -
<b>Total</b>		<b>\$ -</b>	<b>\$ -</b>	<b>\$ 566</b>	<b>\$ 101</b>	<b>\$ 661</b>	<b>\$ 120</b>	<b>\$ 885</b>	<b>\$ 145</b>	<b>\$ 2,112</b>	<b>\$ 366</b>	<b>\$ 2,478</b>

Change		FY 2022		FY 2023		FY 2024		FY 2025		TOTAL		
Phase	Funding	Federal	State/Local	Federal	State/Local	Federal	State/Local	Federal	State/Local	Federal	State/Local	Total
PE	STBG	\$ -	\$ -	\$ 282	\$ -	\$ 337	\$ -	\$ 336	\$ -	\$ 955	\$ -	\$ 955
	State	\$ -	\$ -	\$ -	\$ 70	\$ -	\$ 84	\$ -	\$ 84	\$ -	\$ 238	\$ 238
RW	STBG	\$ -	\$ -	\$ -	\$ -	\$ -	\$ -	\$ -	\$ -	\$ -	\$ -	\$ -
	State	\$ -	\$ -	\$ -	\$ -	\$ -	\$ -	\$ -	\$ -	\$ -	\$ -	\$ -
UT	Future-TBD*	\$ -	\$ -	\$ -	\$ -	\$ -	\$ -	\$ -	\$ -	\$ -	\$ -	\$ -
	STBG	\$ -	\$ -	\$ -	\$ -	\$ -	\$ -	\$ -	\$ -	\$ -	\$ -	\$ -
	State	\$ -	\$ -	\$ -	\$ -	\$ -	\$ -	\$ -	\$ -	\$ -	\$ -	\$ -
CO	Future-TBD*	\$ -	\$ -	\$ -	\$ -	\$ -	\$ -	\$ -	\$ -	\$ -	\$ -	\$ -
<b>Total</b>		<b>\$ -</b>	<b>\$ -</b>	<b>\$ 282</b>	<b>\$ 70</b>	<b>\$ 337</b>	<b>\$ 84</b>	<b>\$ 336</b>	<b>\$ 84</b>	<b>\$ 955</b>	<b>\$ 238</b>	<b>\$ 1,193</b>

TOTAL PROJECT COST											
Prior Cost (≤ FY 2021)			STIP Cost (FY 2022-2025)				Balance to Complete (≥ FY 2026)			Total Project Cost	
Federal		\$ -	Federal		\$ 2,112	Federal		\$ 1,941	Federal		\$ 4,053
State/Local		\$ -	State/Local		\$ 366	State/Local/Future-TBD		\$ 9,080	State/Local/Future-TBD		\$ 9,446
<b>Total</b>		<b>\$ -</b>	<b>Total</b>		<b>\$ 2,478</b>	<b>Total</b>		<b>\$ 11,021</b>	<b>Total</b>		<b>\$ 13,499</b>

\*Future-TBD funds are funds for which a source has not been identified that are flowed beyond the years of the 2023-2026 TIP in the TPB Project Info Trak (PIT) system.