

March 22, 2024

Ms. Valeriya Remezova
Division Administrator
Attn: Ms. Jasmine Champion
Federal Highway Administration
Maryland Division
George H. Fallon Federal Building
31 Hopkins Plaza, Suite 1520
Baltimore MD 21201

Ms. Terry Garcia Crews
Regional Administrator
Attn: Mr. Daniel Koenig
Federal Transit Administration, Region III
1835 Market Street, Suite 1910
Philadelphia PA 19103-2968

Dear Ms. Remezova and Ms. Crews:

The Maryland Department of Transportation (MDOT) hereby modifies the Fiscal Year (FY) 2022-2025 Maryland Statewide Transportation Improvement Program (STIP) to reflect changes to five existing projects in the FY 2023-2026 National Capital Region Transportation Planning Board (TPB) Transportation Improvement Program (TIP).

This action reflects the updated programmed expenditures from FY 2022 to FY 2025 for the State Highway Administration (SHA) projects listed below. This modification has been assigned MDOT Control #22-110, and these projects are already included in the Air Quality Conformity Determination for Visualize 2045.

Project Name	STIP #	TIP #	Funding Source	FY22-FY25 Net Federal Change (in 000's)
MD 225, Hawthorne Road, Bridge Replacement	6689	6689	STBG, State	\$9
MD 4 Bridges over MD 717 and Race Track Road Replacement	6653	6653	NHPP, State	\$46
Areawide Environmental Projects	3038	3038	HSIP, NHPP, STBG, State	\$4,532

Ms. Valeriya Remezova
Ms. Terry Garcia Crews
Page Two

Project Name	STIP #	TIP #	Funding Source	FY22-FY25 Net Federal Change (in 000's)
Areawide Safety and Spot Improvements	3084	3084	CMAQ, HSIP, NHPP, STBG, State	\$14,195
MD 212A Urban Reconstruction	6529	6529	STBG, State	\$144

TPB staff approved the administrative modification to its TIP on March 23, 2023, and the approval and supporting documentation are attached. Should you have additional questions or concerns, please contact me at 410-865-1305, toll free 888-713-1414 or via e-mail at ksnyder3@mdot.maryland.gov.

Sincerely,



Kari Snyder
Regional Planner
Office of Planning and Capital Programming

Attachments

cc: Mr. Dan Janousek, Regional Planner, OPCP, MDOT

David Rodgers

From: Andrew Austin <aaustin@mwcoq.org>
Sent: Wednesday, March 22, 2023 5:41 PM
To: David Rodgers
Cc: Kari Snyder; Jill Lemke (SHA); Kanti Srikanth; Lyn Erickson; Leonardo Pineda
Subject: RE: TIP Action 23-14: Administrative Modification for T3038, T3084, T6529, T6653, and T6689
Attachments: Approved TIP Action 23-14 - MDOT Ad-Mod - Programming and Summary Reports.pdf

Dear Mr. Rodgers:

This is to acknowledge receipt of and the processing of the Maryland Department of Transportation's (MDOT) request for administrative modifications to five projects and programs in the National Capital Region Transportation Planning Board's (TPB) FY 2023-2026 Transportation Improvement Program (TIP). The TPB's modified FY 2023-2026 TIP now reflects the updated funding information as requested, described in the table below and the attached modification approval materials.

TIP ID	PROJECT TITLE	COST BEFORE	COST AFTER	COST CHANGE
	% CHANGE			FYs IMPACTED
• T6689	MD 225, Hawthorne Road, Bridge Replacement	\$3,878,000	\$3,889,000	
	\$11,000 0 2023			
• T6653	MD 4 Bridges over MD 717 and Race Track Road Replacement	\$22,842,000	\$22,943,000	
	\$101,000 0 2022 – 2028			
• T3038	Areawide Environmental Projects	\$188,414,000	\$194,080,000	
	\$5,666,000 3 2023 – 2025			
• T3084	Areawide Safety and Spot Improvements	\$212,621,000	\$231,351,000	
	\$18,730,000 9 2023 – 2026			
• T6529	MD 212A Urban Reconstruction	\$29,261,000	\$30,353,000	
	\$1,092,000 4 2020, 2023, 2024			

The attached document includes the following two types of reports, labeled as Attachments A and B:

- Program Overview Report showing how the projects or programs now appear in the TIP;
- Amendment Summary Report showing the total cost, reason for the, and a Change Summary narrative providing line-item changes to every programmed amount by fund source, fiscal year, and project phase; and

These administrative modifications of the TIP was processed upon consultation with MDOT and in accordance with the TPB's "Procedures for Revisions to the Constrained Long Range Plan and Transportation Improvement Program for the National Capital Region," adopted by the TPB on January 16, 2008 and amended by the TPB Steering Committee on September 6, 2019.

This modification is effective as of March 17, 2023.

Should you have any questions on the matter please contact Andrew Austin on the TPB's staff at 202-962-3353

OR aaustin@mwcoq.org.

Sincerely,

Kanti Srikanth
Director – MWCOG, Dept. of Transportation Planning
Staff Director – Transportation Planning Board
202-962-3257 (Direct)
202-962-3202 (Fax)

Sent on behalf of Kanti Srikanth by

Andrew Austin
Transportation Planner
Metropolitan Washington
Council of Governments
Office: (202) 962-3353
aaustin@mwcoq.org
Chat with me on  Teams!

From: David Rodgers <DRodgers1@mdot.maryland.gov>

Sent: Tuesday, March 14, 2023 11:23 AM

To: Andrew Austin <aaustin@mwkog.org>

Cc: Kari Snyder <ksnyder3@mdot.maryland.gov>; Jill Lemke (SHA) <JLemke1@mdot.maryland.gov>

Subject: TIP Action 23-14: Administrative Modification for T3038, T3084, T6529, T6653, and T6689

Andrew,

MDOT SHA is requesting the approval of an administrative modification for items T3038, T3084, T6529, T6653, and T6689. At your earliest convenience, please provide the approval for processing. Thank you in advance.

This amendment reflects the following actions:

T3038 – Areawide Environmental Projects

Preliminary Engineering

Addition of \$3,207,000 in State and NHPP funds for utilities. These funds include \$338,000 in State funds for FY 2023, \$1,350,000 in NHPP funds for FY 2023, \$304,000 in State funds for FY 2024, and \$1,215,000 in NHPP funds for FY 2024.

Right-of-Way Phase

Addition of \$67,000 in State and NHPP funds for the right-of-way phase. These funds include \$4,000 in State funds for FY 2023, \$17,000 in NHPP funds for FY 2023, \$4,000 in State funds for FY 2024, \$17,000 in NHPP funds for FY 2024, \$5,000 in State funds for FY 2025, and \$20,000 in NHPP funds for FY 2025.

Construction

Addition of \$2,392,000 in State and NHPP funds for the right-of-way phase. These funds include \$319,000 in State funds for FY 2023, \$1,275,000 in NHPP funds for FY 2023, \$160,000 in State funds for FY 2024, and \$638,000 in NHPP funds for FY 2024.

Total project cost increased from \$188,414,000 to \$194,080,000.

T3084 – Areawide Safety and Spot Improvements

Preliminary Engineering Phase

Addition of \$18,058,000 in State, HSIP, NHPP, and STBG funds for the right-of-way phase. These funds include \$145,000 in State funds for FY 2023, \$1,304,000 in HSIP funds for FY 2023, \$821,000 in State funds for FY 2023, \$3,285,000 in NHPP funds for FY 2023, \$552,000 in State funds for FY 2023, \$2,208,000 in STBG funds for FY 2023, \$113,000 in State funds for FY 2024, \$1,022,000 in HSIP funds for FY 2024, \$651,000 in State funds for FY 2024, \$2,603,000 in NHPP funds for FY 2024, \$217,000 in State funds for FY 2024, \$867,000 in STBG funds for FY 2024, \$25,000 in State funds for FY 2025, \$230,000 in HSIP funds for FY 2025, \$546,000 in State funds for FY 2025, \$2,185,000 in NHPP funds for FY 2025, \$21,000 in State funds for FY 2026, \$191,000 in HSIP funds for FY 2026, \$214,000 in State funds for FY 2026, and \$858,000 in NHPP funds for FY 2026.

Right-of-Way Phase

Addition of \$672,000 in State, HSIP, NHPP, and STBG funds for the right-of-way phase. These funds include \$11,000 in State funds for FY 2023, \$98,000 in HSIP funds for FY 2023, \$9,000 in State funds for FY 2023, \$38,000 in NHPP funds for FY 2023, \$35,000 in State funds for FY 2023, \$142,000 in STBG funds for FY 2023, \$6,000 in State funds for FY 2024, \$52,000 in HSIP funds for FY 2024, \$10,000 in State funds for FY 2024, \$41,000 in NHPP funds for FY 2024, \$8,000 in State funds for FY 2024, \$34,000 in STBG funds for FY 2024, \$5,000 in State funds for FY 2025, \$45,000 in HSIP funds for FY 2025, \$10,000 in State funds for FY 2025, \$41,000 in NHPP funds for FY 2025, \$4,000 in State funds for FY 2026, \$32,000 in HSIP funds for FY 2026, \$10,000 in State funds for FY 2026, and \$41,000 in NHPP funds for FY 2026.

Total project cost increased from \$212,621,000 to \$231,351,000.

T6529 – MD 212A Urban Reconstruction

Right-of-Way Phase

Addition of \$116,000 in State and STBG funds for the right-of-way phase. These funds include \$11,500 in State funds for FY 2023, \$46,500 in STBG funds for FY 2023, \$11,500 in State funds for FY 2024, and \$46,500 in STBG funds for FY 2024.

Utilities

Addition of \$66,000 in State and STBG funds for utilities. These funds include \$6,600 in State funds for FY 2023, \$26,400 in STBG funds for FY 2023, \$6,600 in State funds for FY 2024, and \$26,400 in STBG funds for FY 2024.

Total project cost increased from \$29,261,000 to \$30,353,000, including funding programmed in years prior to the FY 2023-2026 TPB TIP.

T6653 – MD 4 Bridges over MD 717 and Race Track Road Replacement

Utilities

Addition of \$26,000 in State and NHPP funds for utilities. These funds include \$3,600 in State funds for FY 2023, \$14,400 in NHPP funds for FY 2023, \$1,600 in State funds for FY 2024, and \$6,400 in NHPP funds for FY 2024.

Right-of-Way Phase

Addition of \$43,170 in State and NHPP funds for the right-of-way phase. These funds include \$1,224 in State funds for FY 2023, \$4,895 in NHPP funds for FY 2023, \$2,475 in State funds for FY 2024, \$9,898 in NHPP funds for FY 2024, \$2,468 in State funds for FY 2025, \$9,871 in NHPP funds for FY 2025, \$2,468 in State funds for FY 2026, and \$9,871 in NHPP funds for FY 2026.

Total project cost increased from \$22,842,000 to \$22,943,000, including funding programmed in years prior to and beyond the FY 2023-2026 TPB TIP.

T6689 – MD 225, Hawthorne Road Bridge Replacement

Utilities

This modification consists of the addition of \$11,000 in State and federal NHPP funds for utilities (\$2,200 in State funds for FY 2023 and \$8,800 in NHPP funds FY 2023).

David L. Rodgers

Regional Planner for Charles County

And Prince George's County

Regional and Intermodal Planning Division

Maryland State Highway Administration

410-545-5670

Drodgers1@mdot.state.gov

707 N. Calvert Street

Mail stop C-502

Baltimore, Maryland 2120



MEMORANDUM

TO: OFFICE OF PLANNING AND CAPITAL PROGRAMMING (OPCP)
DIRECTOR HEATHER MURPHY
MARYLAND DEPARTMENT OF TRANSPORTATION (MDOT)

ATTN: OPCP REGIONAL PLANNING MANAGER TYSON BYRNE
OPCP REGIONAL PLANNER KARI SNYDER

FROM: OFFICE OF PLANNING AND PRELIMINARY ENGINEERING (OPPE)
DEPUTY DIRECTOR ERIC BECKETT *E. Beckett*

SUBJECT: REQUEST FOR ADMINISTRATIVE MODIFICATION OF THE NATIONAL
CAPITAL REGION TRANSPORTATION PLANNING BOARD (TPB) FY 2023-
2026 TRANSPORTATION IMPROVEMENT PROGRAM (TIP) AND
NOTIFICATION OF THE FEDERAL HIGHWAY ADMINISTRATION (FHWA)

DATE: MARCH 28, 2023

RESPONSE
REQUESTED BY: N/A

PURPOSE OF MEMORANDUM

To request the MDOT OPCP notify the FHWA Maryland Division of these administrative modifications.

SUMMARY

On March 22, 2023, Metropolitan Washington Council of Governments Department of Transportation Planning (MwCOG DTP) staff approved the following two MDOT State Highway Administration (MDOT SHA) requested administrative modifications to the FY 2023-2026 TPB TIP.

TIP	PROJECT	PHASE	NEW FUNDING
3038	Areawide Environmental Projects	PE	\$3,207,000
		RW	\$67,000
		CO	\$2,392,000
3084	Areawide Safety and Spot Improvements	PE	\$18,058,000
		RW	\$672,000
6529	MD 212A Urban Reconstruction	RW	\$116,000
		CO	\$66,000
6653	MD 4 Bridges over MD 717 and Race Track Road Replacement	UT	\$26,000
		RW	\$43,170
6689	MD 225, Hawthorne Road, Bridge Replacement	UT	\$11,000

Areawide Environmental Projects (TPB 3038) – This administrative modification reflects the addition of \$3,207,000 in FY 2023-2026 TPB TIP preliminary engineering funding, \$67,000 in funds for right-of-way, and \$2,392,000 for construction to accommodate MDOT SHA updated programmed project expenditures and project schedule in FY 2023-2026. The project's total cost, as documented in the FY 2023-2026 TPB TIP, is increasing from \$188,414,000 to \$194,080,000.

Areawide Safety and Spot Improvements (TPB 3084) – This requested administrative modification reflects the addition of \$18,058,000 in FY 2023-2026 TPB TIP preliminary engineering funding and \$672,000 in funds for right-of-way to accommodate MDOT SHA updated programmed project expenditures and project schedule in FY 2023-2026. The project's total cost, as documented in the FY 2023-2026 TPB TIP, is increasing from \$212,621,000 to \$231,351,000.

MD 212A Urban Reconstruction (TPB 6529) – This requested administrative modification reflects the addition of \$116,000 in FY 2023-2026 TPB TIP right-of-way funding and \$66,000 in funds for utilities to accommodate MDOT SHA updated programmed project expenditures and project schedule in FY 2023-2026. The project's total cost, as documented in the FY 2023-2026 TPB TIP, is increasing from \$29,261,000 to \$30,353,000, which includes funding programmed in years prior to the FY 2023-2026 TPB TIP.

MD 4 Bridges over MD 717 and Race Track Road Replacement (TPB 6653) – This requested administrative modification reflects the addition of \$26,000 in FY 2023-2026 TPB TIP funding for utilities and the addition of \$43,170 in funds for right-of-way to accommodate MDOT SHA updated project expenditures and project schedule in FY 2023-2026. The project's total cost, as documented in the FY 2023-2026 TPB TIP, is increasing from \$22,842,000 to \$22,943,000, which includes funding programmed in years prior to and beyond the FY 2023-2026 TPB TIP.

MD 225, Hawthorne Road, Bridge Replacement (TPB 6689) – This requested administrative modification reflects the addition of \$11,000 in FY 2023-2026 TPB TIP funding for utilities for TPB 6689 to accommodate MDOT SHA updated programmed project expenditures and project schedule in FY 2023-2026. The project's total cost, as documented in the FY 2023-2026 TPB TIP, is increasing from \$3,878,000 to \$3,889,000.

In addition, the Maryland Transportation Trust Fund (TTF) remains fiscally constrained. The TTF supports State transportation system operation and maintenance, MDOT administration, debt service, and capital projects. Semiannually, MDOT updates revenues and expenditures using two national forecasting companies' latest economic estimates. The MDOT published funding details in the draft FY 2023-2028 Consolidated Transportation Program (<https://www.mdot.maryland.gov/tso/pages/Index.aspx?PageId=27>) and FY 2022-2025 Maryland STIP (<https://mdot.maryland.gov/tso/pages/Index.aspx?PageId=117>).

Please amend the FY 2023-2026 TPB TIP and FY 2022-2025 Maryland STIP to reflect the funding information provided in the attachments. If you have any questions, please contact Mr. David Rodgers, MDOT SHA Office of Planning and Preliminary Engineering (OPPE) Regional and Intermodal Planning Division (RIPD) Regional Planner, at 410-545-5670 or via email at drodgers1@mdot.maryland.gov.

ATTACHMENTS

- Srikanth (MWCOG DTP) to Rodgers (MDOT SHA) TPB TIP project 3038, 3084, 6529, 6653, and 6689 administrative modification approval
- FY 2023-2026 TPB TIP project 3038 report
- FY 2022-2025 Maryland STIP project TPB 3038 report
- FY 2023-2026 TPB TIP project 3084 report
- FY 2022-2025 Maryland STIP project TPB 3084 report
- FY 2023-2026 TPB TIP project 6529 report
- FY 2022-2025 Maryland STIP project TPB 6529report
- FY 2023-2026 TPB TIP project 6653 report
- FY 2022-2025 Maryland STIP project TPB 6653 report
- FY 2023-2026 TPB TIP project 6689 report
- FY 2022-2025 Maryland STIP project TPB 6689 report

cc: Maurice Agostino, P.E., Director, Office of Structures, MDOT SHA
Mr. Matt Baker, Deputy Administrator for Project Development, MDOT SHA
Jeff Davis, P.E., Acting Division Chief, Highway Design Division, MDOT SHA
Derek Gunn, P.E., District Engineer, District 3, MDOT SHA
Justin Mohr, P.E., Team Leader, Office of Structures, MDOT SHA
Kelly Nash, P.E., Deputy Director, Office of Structures, MDOT SHA
Yinka Olagoke, P.E., Team Leader, Structures Engineering Division, MDOT SHA
Ms. Tara Penders, Assistant Chief, RIPD, MDOT SHA
Mr. David Rodgers, Regional Planner, RIPD, MDOT SHA
Ms. Thomasina Saxon, Administrative Assistant Executive, RIPD, MDOT SHA
Mr. Gary Stahl, Area Engineer, District 3 - Construction, MDOT SHA



National Capital Region
Transportation Planning Board

ATTACHMENT A
 Programming Report for TIP Action 23-14: Administrative Modification to the
 FY 2023-2026 Transportation Improvement Program
 Requested by Maryland Department of Transportation

TIP ID: T6689
 Project Name: MD 225, Hawthorne Road, Bridge Replacement
 Project Limits: [Blank]
 Description: Replacement of MD 5 Bridge 08021 over Mattawoman Creek

Lead Agency: Maryland Department of Transportation - State Highway Administration
 County: Charles, Frederick, Montgomery, Prince Georges
 Municipality: City of Frederick, City of Rockville
 Agency Project ID: CH1681

Project Type: Bridge - Replace
 Total Cost: \$3,889,000
 Completion Date: 2025

Phase	AC/ACCP Source	Prior	FY2023	FY2024	FY2025	FY2026	Future	4 Year Total	Total
PE	DC/STATE	\$921,000	\$92,000	-	-	-	-	\$92,000	\$1,013,000
PE	STBG	\$146,000	\$197,000	-	-	-	-	\$197,000	\$343,000
	Total PE	\$1,067,000	\$289,000	-	-	-	-	\$289,000	\$1,356,000
CON	DC/STATE	-	\$11,000	\$52,000	\$37,000	-	-	\$100,000	\$100,000
CON	STBG	-	\$223,000	\$1,034,000	\$738,000	-	-	\$1,995,000	\$1,995,000
	Total CON	-	\$234,000	\$1,086,000	\$775,000	-	-	\$2,095,000	\$2,095,000
UT	DC/STATE	\$11,000	\$15,200	-	-	-	-	\$15,200	\$26,200
UT	STBG	\$202,000	\$209,800	-	-	-	-	\$209,800	\$411,800
	Total UT	\$213,000	\$225,000	-	-	-	-	\$225,000	\$438,000
	Total Programmed	\$1,280,000	\$748,000	\$1,086,000	\$775,000	-	-	\$2,609,000	\$3,889,000



Version History

TIP Document	MPO Approval	FHWA Approval	FTA Approval
23-00 Adoption 2023-2026	06/15/2022	8/25/2022	8/25/2022
23-14 Amendment 2023-2026	03/17/2023	N/A	N/A

Current Change Reason

SCHEDULE / FUNDING / SCOPE - Cost change(s)

Funding Change(s):

Total project cost increased from \$3,878,000 to \$3,889,000

MARYLAND STATEWIDE TIP FY 2022-2025

MDOT STIP # TPB 6689 MC# 22-39 Approved 9/7/2022

SUMMARY TABLE

Project	Amendment Criteria	Conformity Status	Environmental Status	Current Funding Level (000s)		
				Federal	State/Local	Total
MD 225, Hawthorne Road, Bridge Replacement (CH1681)	B	TPB 1193	PCE approved 2021	\$ 2,729	\$ 277	\$ 3,006
	Administration	Area/MPO	CTP Page	Net Funding Change (000s)		
	MDOT SHA	TPB	SHA-CH-2 FY 2023	\$ 9	\$ 2	\$ 11
Description:	Replacement of MD 5 Bridge 08021 over Mattawoman Creek.					
Justification:	The existing structure, built in 1951, is nearing the end of its useful service life.					

INDIVIDUAL REQUEST FORM

STIP/TIP Amendment Criteria		Funding	FY 2022	FY 2023	FY 2024	FY 2025	Total
<input type="checkbox"/> A) Adds new individual projects to the current STIP	Current (000s)	Total	\$ 408	\$ 737	\$ 1,086	\$ 775	\$ 3,006
<input checked="" type="checkbox"/> B) Increase/decrease, scope change, advance, delay, or phase change		Federal	\$ 336	\$ 621	\$ 1,034	\$ 738	\$ 2,729
<input type="checkbox"/> C) Removes or deletes individual listed project from the STIP	Proposed (000s)	State/Local	\$ 72	\$ 116	\$ 52	\$ 37	\$ 277
<input type="checkbox"/> D) Other		Total	\$ 408	\$ 748	\$ 1,086	\$ 775	\$ 3,017
	Change (000s)	Federal	\$ 336	\$ 630	\$ 1,034	\$ 738	\$ 2,738
		State/Local	\$ 72	\$ 118	\$ 52	\$ 37	\$ 279
		Total	\$ -	\$ 11	\$ -	\$ -	\$ 11
		Federal	\$ -	\$ 9	\$ -	\$ -	\$ 9
		State/Local	\$ -	\$ 2	\$ -	\$ -	\$ 2



PHASE DETAIL

Current		FY 2022		FY 2023		FY 2024		FY 2025		TOTAL		
Phase	Funding	Federal	State/Local	Federal	State/Local	Federal	State/Local	Federal	State/Local	Federal	State/Local	Total
PE	STBG	\$ 134	\$ -	\$ 197	\$ -	\$ -	\$ -	\$ -	\$ -	\$ 331	\$ -	\$ 331
	State	\$ -	\$ 61	\$ -	\$ 92	\$ -	\$ -	\$ -	\$ -	\$ -	\$ 153	\$ 153
RW	STBG	\$ -	\$ -	\$ -	\$ -	\$ -	\$ -	\$ -	\$ -	\$ -	\$ -	\$ -
	State	\$ -	\$ -	\$ -	\$ -	\$ -	\$ -	\$ -	\$ -	\$ -	\$ -	\$ -
UT	STBG	\$ 202	\$ -	\$ 201	\$ -	\$ -	\$ -	\$ -	\$ -	\$ 403	\$ -	\$ 403
	State	\$ -	\$ 11	\$ -	\$ 13	\$ -	\$ -	\$ -	\$ -	\$ -	\$ 24	\$ 24
CO	STBG	\$ -	\$ -	\$ 223	\$ -	\$ 1,034	\$ -	\$ 738	\$ -	\$ 1,995	\$ -	\$ 1,995
	State	\$ -	\$ -	\$ -	\$ 11	\$ -	\$ 52	\$ -	\$ 37	\$ -	\$ 100	\$ 100
Total		\$ 336	\$ 72	\$ 621	\$ 116	\$ 1,034	\$ 52	\$ 738	\$ 37	\$ 2,729	\$ 277	\$ 3,006

Proposed		FY 2022		FY 2023		FY 2024		FY 2025		TOTAL		
Phase	Funding	Federal	State/Local	Federal	State/Local	Federal	State/Local	Federal	State/Local	Federal	State/Local	Total
PE	STBG	\$ 134	\$ -	\$ 197	\$ -	\$ -	\$ -	\$ -	\$ -	\$ 331	\$ -	\$ 331
	State	\$ -	\$ 61	\$ -	\$ 92	\$ -	\$ -	\$ -	\$ -	\$ -	\$ 153	\$ 153
RW	STBG	\$ -	\$ -	\$ -	\$ -	\$ -	\$ -	\$ -	\$ -	\$ -	\$ -	\$ -
	State	\$ -	\$ -	\$ -	\$ -	\$ -	\$ -	\$ -	\$ -	\$ -	\$ -	\$ -
UT	STBG	\$ 202	\$ -	\$ 210	\$ -	\$ -	\$ -	\$ -	\$ -	\$ 412	\$ -	\$ 412
	State	\$ -	\$ 11	\$ -	\$ 15	\$ -	\$ -	\$ -	\$ -	\$ -	\$ 26	\$ 26
CO	STBG	\$ -	\$ -	\$ 223	\$ -	\$ 1,034	\$ -	\$ 738	\$ -	\$ 1,995	\$ -	\$ 1,995
	State	\$ -	\$ -	\$ -	\$ 11	\$ -	\$ 52	\$ -	\$ 37	\$ -	\$ 100	\$ 100
Total		\$ 336	\$ 72	\$ 630	\$ 118	\$ 1,034	\$ 52	\$ 738	\$ 37	\$ 2,738	\$ 279	\$ 3,017

Change		FY 2022		FY 2023		FY 2024		FY 2025		TOTAL		
Phase	Funding	Federal	State/Local	Federal	State/Local	Federal	State/Local	Federal	State/Local	Federal	State/Local	Total
PE	STBG	\$ -	\$ -	\$ -	\$ -	\$ -	\$ -	\$ -	\$ -	\$ -	\$ -	\$ -
	State	\$ -	\$ -	\$ -	\$ -	\$ -	\$ -	\$ -	\$ -	\$ -	\$ -	\$ -
RW	STBG	\$ -	\$ -	\$ -	\$ -	\$ -	\$ -	\$ -	\$ -	\$ -	\$ -	\$ -
	State	\$ -	\$ -	\$ -	\$ -	\$ -	\$ -	\$ -	\$ -	\$ -	\$ -	\$ -
UT	STBG	\$ -	\$ -	\$ 9	\$ -	\$ -	\$ -	\$ -	\$ -	\$ 9	\$ -	\$ 9
	State	\$ -	\$ -	\$ -	\$ 2	\$ -	\$ -	\$ -	\$ -	\$ -	\$ 2	\$ 2
CO	STBG	\$ -	\$ -	\$ -	\$ -	\$ -	\$ -	\$ -	\$ -	\$ -	\$ -	\$ -
	State	\$ -	\$ -	\$ -	\$ -	\$ -	\$ -	\$ -	\$ -	\$ -	\$ -	\$ -
Total		\$ -	\$ -	\$ 9	\$ 2	\$ -	\$ -	\$ -	\$ -	\$ 9	\$ 2	\$ 11

TOTAL PROJECT COST

Prior Cost (≤ FY 2021)		STIP Cost (FY 2022-2025)		Balance to Complete (≥ FY 2026)		Total Project Cost	
Federal	\$ 12	Federal	\$ 2,738	Federal	\$ -	Federal	\$ 2,750
State/Local	\$ 860	State/Local	\$ 279	State/Local	\$ -	State/Local	\$ 1,139
Total	\$ 872	Total	\$ 3,017	Total	\$ -	Total	\$ 3,889

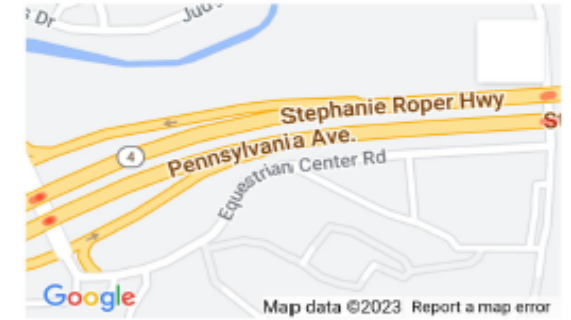


National Capital Region
Transportation Planning Board

ATTACHMENT A
 Programming Report for TIP Action 23-14: Administrative Modification to the
 FY 2023-2026 Transportation Improvement Program
 Requested by Maryland Department of Transportation

TIP ID	T6653	Lead Agency	Maryland Department of Transportation - State Highway Administration	Project Type	Bridge - Replace
Project Name	MD 4 Bridges over MD 717 and Race Track Road Replacement	County	Charles, Frederick, Montgomery, Prince Georges	Total Cost	\$22,943,000
Project Limits	MD 717 to Race Track Road	Municipality	City of Frederick, City of Rockville	Completion Date	2025
		Agency Project ID	PG2582		
Description	Replacement of MD 4 bridges 1609903 and 1609904 over MD 717 and bridges 1610803 and 1610804 over Marlboro Race Track Road.				

Phase	AC/ACCP	Source	FY2023	FY2024	FY2025	FY2026	4 Year Total	Total
PE		NHPP	\$557,000	\$232,000	-	-	\$789,000	\$1,398,000
PE		DC/STATE	-	-	-	-	-	\$484,000
		Total PE	\$557,000	\$232,000	-	-	\$789,000	\$1,882,000
ROW		NHPP	\$4,895	\$9,898	\$9,871	\$9,871	\$34,535	\$59,199
ROW		DC/STATE	\$1,224	\$2,475	\$2,468	\$2,468	\$8,635	\$14,801
		Total ROW	\$6,119	\$12,373	\$12,339	\$12,339	\$43,170	\$74,000
CON		NHPP	\$1,395,000	\$7,324,000	\$7,294,000	\$4,169,000	\$20,182,000	\$20,182,000
CON		DC/STATE	\$69,000	\$135,000	\$366,000	\$208,000	\$778,000	\$778,000
		Total CON	\$1,464,000	\$7,459,000	\$7,660,000	\$4,377,000	\$20,960,000	\$20,960,000
UT		NHPP	\$14,400	\$6,400	-	-	\$20,800	\$21,600
UT		DC/STATE	\$3,600	\$1,600	-	-	\$5,200	\$5,400
		Total UT	\$18,000	\$8,000	-	-	\$26,000	\$27,000
		Total Programmed	\$2,045,119	\$7,711,373	\$7,672,339	\$4,389,339	\$21,818,170	\$22,943,000



Version History

TIP Document	MPO Approval	FHWA Approval	FTA Approval
23-00 Adoption 2023-2026	06/15/2022	8/25/2022	8/25/2022
23-14 Amendment 2023-2026	03/17/2023	N/A	N/A

Current Change Reason

SCHEDULE / FUNDING / SCOPE - Cost change(s)

Funding Change(s):

Total project cost increased from \$22,842,000 to \$22,943,000

MARYLAND STATEWIDE TIP FY 2022-2025

MDOT STIP # TPB 6653 MC# 22-39 Approved 9/7/2022

SUMMARY TABLE

Project	Amendment Criteria	Conformity Status	Environmental Status	Current Funding Level (000s)		
				Federal	State/Local	Total
MD 4 Bridges over MD 717 and Race Track Road Replacement (PG2582)	B	TPB 1193	PCE approved 2017	\$ 17,186	\$ 570	\$ 17,756
				Net Funding Change (000s)		
	Administration	Area/MPO	CTP Page	Federal	State/Local	Total
	MDOT SHA	TPB	SHA-PG-4 FY 2023	\$ 46	\$ 11	\$ 57
Description:	Replacement of MD 4 bridges 1609903 and 1609904 over MD 717 and bridges 1610803 and 1610804 over Marlboro Race Track Road.					
Justification:	The existing structures, built in 1960, are nearing the end of their useful service life.					

INDIVIDUAL REQUEST FORM

STIP/TIP Amendment Criteria			Funding	FY 2022	FY 2023	FY 2024	FY 2025	Total
<input type="checkbox"/>	A) Adds new individual projects to the current STIP	Current (000s)	Total	\$ 384	\$ 2,021	\$ 7,691	\$ 7,660	\$ 17,756
<input checked="" type="checkbox"/>	B) Increase/decrease, scope change, advance, delay, or phase change		Federal	\$ 384	\$ 1,952	\$ 7,556	\$ 7,294	\$ 17,186
<input type="checkbox"/>	C) Removes or deletes individual listed project from the STIP		State/Local	\$ -	\$ 69	\$ 135	\$ 366	\$ 570
<input type="checkbox"/>	D) Other	Proposed (000s)	Total	\$ 385	\$ 2,045	\$ 7,711	\$ 7,672	\$ 17,813
			Federal	\$ 385	\$ 1,971	\$ 7,572	\$ 7,304	\$ 17,232
			State/Local	\$ 0	\$ 74	\$ 139	\$ 368	\$ 581
		Change (000s)	Total	\$ 1	\$ 24	\$ 20	\$ 12	\$ 57
			Federal	\$ 1	\$ 19	\$ 16	\$ 10	\$ 46
			State/Local	\$ 0	\$ 5	\$ 4	\$ 2	\$ 11



PHASE DETAIL												
Current		FY 2022		FY 2023		FY 2024		FY 2025		TOTAL		
Phase	Funding	Federal	State/Local	Federal	State/Local	Federal	State/Local	Federal	State/Local	Federal	State/Local	Total
PE	NHPP	\$ 384	\$ -	\$ 557	\$ -	\$ 232	\$ -	\$ -	\$ -	\$ 1,173	\$ -	\$ 1,173
	State	\$ -	\$ -	\$ -	\$ -	\$ -	\$ -	\$ -	\$ -	\$ -	\$ -	\$ -
RW	NHPP	\$ -	\$ -	\$ -	\$ -	\$ -	\$ -	\$ -	\$ -	\$ -	\$ -	\$ -
	State	\$ -	\$ -	\$ -	\$ -	\$ -	\$ -	\$ -	\$ -	\$ -	\$ -	\$ -
UT	NHPP	\$ -	\$ -	\$ -	\$ -	\$ -	\$ -	\$ -	\$ -	\$ -	\$ -	\$ -
	State	\$ -	\$ -	\$ -	\$ -	\$ -	\$ -	\$ -	\$ -	\$ -	\$ -	\$ -
CO	NHPP	\$ -	\$ -	\$ 1,395	\$ -	\$ 7,324	\$ -	\$ 7,294	\$ -	\$ 16,013	\$ -	\$ 16,013
	State	\$ -	\$ -	\$ -	\$ 69	\$ -	\$ 135	\$ -	\$ 366	\$ -	\$ 570	\$ 570
Total		\$ 384	\$ -	\$ 1,952	\$ 69	\$ 7,556	\$ 135	\$ 7,294	\$ 366	\$ 17,186	\$ 570	\$ 17,756

Proposed												
		FY 2022		FY 2023		FY 2024		FY 2025		TOTAL		
Phase	Funding	Federal	State/Local	Federal	State/Local	Federal	State/Local	Federal	State/Local	Federal	State/Local	Total
PE	NHPP	\$ 384	\$ -	\$ 557	\$ -	\$ 232	\$ -	\$ -	\$ -	\$ 1,173	\$ -	\$ 1,173
	State	\$ -	\$ -	\$ -	\$ -	\$ -	\$ -	\$ -	\$ -	\$ -	\$ -	\$ -
RW	NHPP	\$ -	\$ -	\$ 5	\$ -	\$ 10	\$ -	\$ 10	\$ -	\$ 25	\$ -	\$ 25
	State	\$ -	\$ -	\$ -	\$ 1	\$ -	\$ 2	\$ -	\$ 2	\$ -	\$ 5	\$ 5
UT	NHPP	\$ 1	\$ -	\$ 14	\$ -	\$ 6	\$ -	\$ -	\$ -	\$ 21	\$ -	\$ 21
	State	\$ -	\$ 0	\$ -	\$ 4	\$ -	\$ 2	\$ -	\$ -	\$ -	\$ 6	\$ 6
CO	NHPP	\$ -	\$ -	\$ 1,395	\$ -	\$ 7,324	\$ -	\$ 7,294	\$ -	\$ 16,013	\$ -	\$ 16,013
	State	\$ -	\$ -	\$ -	\$ 69	\$ -	\$ 135	\$ -	\$ 366	\$ -	\$ 570	\$ 570
Total		\$ 385	\$ 0	\$ 1,971	\$ 74	\$ 7,572	\$ 139	\$ 7,304	\$ 368	\$ 17,232	\$ 581	\$ 17,813

Change												
		FY 2022		FY 2023		FY 2024		FY 2025		TOTAL		
Phase	Funding	Federal	State/Local	Federal	State/Local	Federal	State/Local	Federal	State/Local	Federal	State/Local	Total
PE	NHPP	\$ -	\$ -	\$ -	\$ -	\$ -	\$ -	\$ -	\$ -	\$ -	\$ -	\$ -
	State	\$ -	\$ -	\$ -	\$ -	\$ -	\$ -	\$ -	\$ -	\$ -	\$ -	\$ -
RW	NHPP	\$ -	\$ -	\$ 5	\$ -	\$ 10	\$ -	\$ 10	\$ -	\$ 25	\$ -	\$ 25
	State	\$ -	\$ -	\$ -	\$ 1	\$ -	\$ 2	\$ -	\$ 2	\$ -	\$ 5	\$ 5
UT	NHPP	\$ 1	\$ -	\$ 14	\$ -	\$ 6	\$ -	\$ -	\$ -	\$ 21	\$ -	\$ 21
	State	\$ -	\$ 0	\$ -	\$ 4	\$ -	\$ 2	\$ -	\$ -	\$ -	\$ 6	\$ 6
CO	NHPP	\$ -	\$ -	\$ -	\$ -	\$ -	\$ -	\$ -	\$ -	\$ -	\$ -	\$ -
	State	\$ -	\$ -	\$ -	\$ -	\$ -	\$ -	\$ -	\$ -	\$ -	\$ -	\$ -
Total		\$ 1	\$ 0	\$ 19	\$ 5	\$ 16	\$ 4	\$ 10	\$ 2	\$ 46	\$ 11	\$ 57

TOTAL PROJECT COST												
Prior Cost (≤ FY 2021)				STIP Cost (FY 2022-2025)				Balance to Complete (≥ FY 2026)				Total Project Cost
Federal	\$	225	Federal	\$	17,232	Federal	\$	4,204	Federal	\$	21,661	
State/Local	\$	484	State/Local	\$	581	State/Local	\$	217	State/Local	\$	1,282	
Total	\$	709	Total	\$	17,813	Total	\$	4,421	Total	\$	22,943	



National Capital Region
Transportation Planning Board

ATTACHMENT A
 Programming Report for TIP Action 23-14: Administrative Modification to the
 FY 2023-2028 Transportation Improvement Program
 Requested by Maryland Department of Transportation

TIP ID	T3038	Lead Agency	Maryland Department of Transportation - State Highway Administration	Project Type	Environmental Only Project
Project Name	Areawide Environmental Projects	County	Charles, Frederick, Montgomery, Prince Georges	Total Cost	\$194,080,000
Project Limits		Municipality	City of Frederick, City of Rockville	Completion Date	
		Agency Project ID	AWEN		

Description Ongoing program to provide environmental and aesthetic improvements on MDOT SHA highways. These are non-capacity improvements that may include but are not limited to noise abatement, wetlands, reforestation, landscaping, scenic beautification, and pedestrian or bicycle facilities.

Phase	AC/ACCP Source	FY2023	FY2024	FY2025	FY2026	4 Year Total	Total
PE	HSIP	\$408,000	\$408,000	\$139,000	\$139,000	\$1,090,000	\$1,090,000
PE	NHPP	\$2,624,000	\$2,489,000	\$848,000	\$929,000	\$6,888,000	\$6,888,000
PE	DC/STATE	\$619,000	\$757,000	\$310,000	\$221,000	\$1,907,000	\$1,907,000
PE	STBG	\$3,908,000	\$7,321,000	\$5,358,000	\$3,321,000	\$19,908,000	\$19,908,000
	Total PE	\$7,557,000	\$10,973,000	\$6,451,000	\$4,610,000	\$29,591,000	\$29,591,000
ROW	HSIP	\$19,000	\$19,000	\$9,520	\$9,520	\$57,040	\$57,040
ROW	NHPP	\$55,000	\$55,000	\$39,000	\$19,000	\$168,000	\$168,000
ROW	DC/STATE	\$9,000	\$9,000	\$7,480	\$2,480	\$27,960	\$27,960
ROW	STBG	\$38,000	\$38,000	\$19,000	\$19,000	\$114,000	\$114,000
	Total ROW	\$121,000	\$121,000	\$75,000	\$50,000	\$367,000	\$367,000
CON	HSIP	\$571,000	\$571,000	\$288,000	\$288,000	\$1,714,000	\$1,714,000
CON	NHPP	\$4,238,000	\$2,088,000	\$714,000	\$1,645,000	\$8,683,000	\$8,683,000
CON	DC/STATE	\$3,377,000	\$2,318,000	\$1,490,000	\$1,057,000	\$8,242,000	\$8,242,000
CON	STBG	\$57,120,000	\$40,783,000	\$28,580,000	\$19,040,000	\$145,503,000	\$145,503,000
	Total CON	\$65,306,000	\$45,738,000	\$31,050,000	\$22,028,000	\$164,122,000	\$164,122,000
	Total Programmed	\$72,984,000	\$56,832,000	\$37,578,000	\$26,688,000	\$194,080,000	\$194,080,000

*Not Location Specific

Version History

TIP Document	MPO Approval	FHWA Approval	FTA Approval
23-00 Adoption 2023-2026	06/15/2022	8/25/2022	8/25/2022
23-14 Amendment 2023-2026	03/17/2023	N/A	N/A

Current Change Reason

SCHEDULE / FUNDING / SCOPE - Cost change(s)

Funding Change(s):

Total project cost increased from \$188,414,000 to \$194,080,000


MARYLAND STATEWIDE TIP FY 2022-2025

MDOT STIP # TPB 3038 MC# 22-39 Appvd. 9/7/2022

SUMMARY TABLE

Project	Amendment Criteria	Conformity Status	Environmental Status	Current Funding Level (000s)		
				Federal	State/Local	Total
Areawide Environmental Projects (AWEN)	B	Exempt	n/a	\$ 153,964	\$ 7,762	\$ 161,726
				Net Funding Change (000s)		
	Administration	Area/MPO	CTP Page	Federal	State/Local	Total
	MDOT SHA	TPB	A-41 FY 2023	\$ 4,532	\$ 1,134	\$ 5,666
Description	Ongoing program to provide environmental and aesthetic improvements on MDOT SHA highways. These are non-capacity improvements that may include but are not limited to noise abatement, wetlands, reforestation, landscaping, scenic beautification, and pedestrian or bicycle facilities.					
Justification	Areawide project funding flows by major federal funding program included in the FY2023-2026 TPB TIP are determined based on historical funding trending and an estimate of planned projects within TPB MPO boundaries. Projects funded for other through this areawide project with HSIP, NHPP, and STBG funding have exceeded MDOT SHA estimates. Increased funding is necessary to accommodate more federally committed projects within the MPO in this areawide project.					

INDIVIDUAL REQUEST FORM

STIP/TIP Amendment Criteria	Funding	FY 2022	FY 2023	FY 2024	FY 2025	Total
		<input type="checkbox"/> A) Adds new individual projects to the current STIP	Current (000s)	\$ -	\$ 69,681	\$ 54,494
<input checked="" type="checkbox"/> B) Increase/decrease, scope change, advance, delay, or phase change	Federal	\$ -	\$ 66,337	\$ 51,878	\$ 35,749	\$ 153,964
<input type="checkbox"/> C) Removes or deletes individual listed project from the STIP	State/Local	\$ -	\$ 3,344	\$ 2,616	\$ 1,802	\$ 7,762
<input type="checkbox"/> D) Other [Administrative modification to add and shift federal/state construction funding]	Proposed (000s)	\$ -	\$ 72,984	\$ 56,832	\$ 37,576	\$ 167,392
	Federal	\$ -	\$ 68,979	\$ 53,748	\$ 35,769	\$ 158,496
	State/Local	\$ -	\$ 4,005	\$ 3,084	\$ 1,807	\$ 8,896
	Change (000s)	\$ -	\$ 3,303	\$ 2,338	\$ 25	\$ 5,666
	Federal	\$ -	\$ 2,642	\$ 1,870	\$ 20	\$ 4,532
	State/Local	\$ -	\$ 661	\$ 468	\$ 5	\$ 1,134

PHASE DETAIL

Current		FY 2022		FY 2023		FY 2024		FY 2025		TOTAL		
Phase	Funding	Federal	State/Local	Federal	State/Local	Federal	State/Local	Federal	State/Local	Federal	State/Local	Total
PE	HSIP	\$ -	\$ -	\$ 406	\$ -	\$ 406	\$ -	\$ 139	\$ -	\$ 951	\$ -	\$ 951
	NHPP	\$ -	\$ -	\$ 1,274	\$ -	\$ 1,274	\$ -	\$ 646	\$ -	\$ 3,194	\$ -	\$ 3,194
	STBG	\$ -	\$ -	\$ 3,908	\$ -	\$ 7,321	\$ -	\$ 5,356	\$ -	\$ 16,585	\$ -	\$ 16,585
	State	\$ -	\$ -	\$ -	\$ 281	\$ -	\$ 453	\$ -	\$ 310	\$ -	\$ 1,044	\$ 1,044
RW	HSIP	\$ -	\$ -	\$ 19	\$ -	\$ 19	\$ -	\$ 10	\$ -	\$ 48	\$ -	\$ 48
	NHPP	\$ -	\$ -	\$ 38	\$ -	\$ 38	\$ -	\$ 19	\$ -	\$ 95	\$ -	\$ 95
	STBG	\$ -	\$ -	\$ 38	\$ -	\$ 38	\$ -	\$ 19	\$ -	\$ 95	\$ -	\$ 95
	State	\$ -	\$ -	\$ -	\$ 5	\$ -	\$ 5	\$ -	\$ 2	\$ -	\$ 12	\$ 12
CO	HSIP	\$ -	\$ -	\$ 571	\$ -	\$ 571	\$ -	\$ 286	\$ -	\$ 1,428	\$ -	\$ 1,428
	NHPP	\$ -	\$ -	\$ 2,963	\$ -	\$ 1,428	\$ -	\$ 714	\$ -	\$ 5,105	\$ -	\$ 5,105
	STBG	\$ -	\$ -	\$ 57,120	\$ -	\$ 40,783	\$ -	\$ 28,560	\$ -	\$ 126,463	\$ -	\$ 126,463
	State	\$ -	\$ -	\$ -	\$ 3,058	\$ -	\$ 2,158	\$ -	\$ 1,490	\$ -	\$ 6,706	\$ 6,706
Total		\$ -	\$ -	\$ 66,337	\$ 3,344	\$ 51,878	\$ 2,616	\$ 35,749	\$ 1,802	\$ 153,964	\$ 7,762	\$ 161,726

MARYLAND STATEWIDE TIP FY 2022-2025

Proposed		FY 2022		FY 2023		FY 2024		FY 2025		TOTAL		
Phase	Funding	Federal	State/Local	Federal	State/Local	Federal	State/Local	Federal	State/Local	Federal	State/Local	Total
PE	HSIP	\$ -	\$ -	\$ 406	\$ -	\$ 406	\$ -	\$ 139	\$ -	\$ 951	\$ -	\$ 951
	NHPP	\$ -	\$ -	\$ 2,624	\$ -	\$ 2,489	\$ -	\$ 646	\$ -	\$ 5,759	\$ -	\$ 5,759
	STBG	\$ -	\$ -	\$ 3,908	\$ -	\$ 7,321	\$ -	\$ 5,356	\$ -	\$ 16,585	\$ -	\$ 16,585
	State	\$ -	\$ -	\$ -	\$ 619	\$ -	\$ 757	\$ -	\$ 310	\$ -	\$ 1,686	\$ 1,686
RW	HSIP	\$ -	\$ -	\$ 19	\$ -	\$ 19	\$ -	\$ 10	\$ -	\$ 48	\$ -	\$ 48
	NHPP	\$ -	\$ -	\$ 55	\$ -	\$ 55	\$ -	\$ 39	\$ -	\$ 149	\$ -	\$ 149
	STBG	\$ -	\$ -	\$ 38	\$ -	\$ 38	\$ -	\$ 19	\$ -	\$ 95	\$ -	\$ 95
	State	\$ -	\$ -	\$ -	\$ 9	\$ -	\$ 9	\$ -	\$ 7	\$ -	\$ 25	\$ 25
CO	HSIP	\$ -	\$ -	\$ 571	\$ -	\$ 571	\$ -	\$ 286	\$ -	\$ 1,428	\$ -	\$ 1,428
	NHPP	\$ -	\$ -	\$ 4,238	\$ -	\$ 2,066	\$ -	\$ 714	\$ -	\$ 7,018	\$ -	\$ 7,018
	STBG	\$ -	\$ -	\$ 57,120	\$ -	\$ 40,783	\$ -	\$ 28,560	\$ -	\$ 126,463	\$ -	\$ 126,463
	State	\$ -	\$ -	\$ -	\$ 3,377	\$ -	\$ 2,318	\$ -	\$ 1,490	\$ -	\$ 7,185	\$ 7,185
Total		\$ -	\$ -	\$ 68,979	\$ 4,005	\$ 53,748	\$ 3,084	\$ 35,769	\$ 1,807	\$ 158,496	\$ 8,896	\$ 167,392

Change		FY 2022		FY 2023		FY 2024		FY 2025		TOTAL		
Phase	Funding	Federal	State/Local	Federal	State/Local	Federal	State/Local	Federal	State/Local	Federal	State/Local	Total
PE	HSIP	\$ -	\$ -	\$ -	\$ -	\$ -	\$ -	\$ -	\$ -	\$ -	\$ -	\$ -
	NHPP	\$ -	\$ -	\$ 1,350	\$ -	\$ 1,215	\$ -	\$ -	\$ -	\$ 2,565	\$ -	\$ 2,565
	STBG	\$ -	\$ -	\$ -	\$ -	\$ -	\$ -	\$ -	\$ -	\$ -	\$ -	\$ -
	State	\$ -	\$ -	\$ -	\$ 338	\$ -	\$ 304	\$ -	\$ -	\$ -	\$ 642	\$ 642
RW	HSIP	\$ -	\$ -	\$ -	\$ -	\$ -	\$ -	\$ -	\$ -	\$ -	\$ -	\$ -
	NHPP	\$ -	\$ -	\$ 17	\$ -	\$ 17	\$ -	\$ 20	\$ -	\$ 54	\$ -	\$ 54
	STBG	\$ -	\$ -	\$ -	\$ -	\$ -	\$ -	\$ -	\$ -	\$ -	\$ -	\$ -
	State	\$ -	\$ -	\$ -	\$ 4	\$ -	\$ 4	\$ -	\$ 5	\$ -	\$ 13	\$ 13
CO	HSIP	\$ -	\$ -	\$ -	\$ -	\$ -	\$ -	\$ -	\$ -	\$ -	\$ -	\$ -
	NHPP	\$ -	\$ -	\$ 1,275	\$ -	\$ 638	\$ -	\$ -	\$ -	\$ 1,913	\$ -	\$ 1,913
	STBG	\$ -	\$ -	\$ -	\$ -	\$ -	\$ -	\$ -	\$ -	\$ -	\$ -	\$ -
	State	\$ -	\$ -	\$ -	\$ 319	\$ -	\$ 160	\$ -	\$ -	\$ -	\$ 479	\$ 479
Total		\$ -	\$ -	\$ 2,642	\$ 661	\$ 1,870	\$ 468	\$ 20	\$ 5	\$ 4,532	\$ 1,134	\$ 5,666

TOTAL PROJECT COST											
Prior Cost (≤ FY 2021)			STIP Cost (FY 2022-2025)				Balance to Complete (≥ FY 2026)			Total Project Cost	
Federal		\$ -	Federal		\$ 158,496	Federal		\$ 25,408	Federal		\$ 183,904
State/Local		\$ -	State/Local		\$ 8,896	State/Local		\$ 1,280	State/Local		\$ 10,176
Total		\$ -	Total		\$ 167,392	Total		\$ 26,688	Total		\$ 194,080



National Capital Region
Transportation Planning Board

ATTACHMENT A
Programming Report for TIP Action 23-14: Administrative Modification to the
FY 2023-2026 Transportation Improvement Program
Requested by Maryland Department of Transportation

TIP ID	T3084	Lead Agency	Maryland Department of Transportation - State Highway Administration	Project Type	Road - Other Improvement
Project Name	Areawide Safety and Spot Improvements	County	Charles, Frederick, Montgomery, Prince Georges	Total Cost	\$231,351,000
Project Limits		Municipality	City of Frederick, City of Rockville	Completion Date	
		Agency Project ID	AWSS		

Description Ongoing program to provide localized improvements to address safety and/or operational issues on MDOT SHA highways. These are highway improvements that may include but are not limited to bypass lanes, acceleration and deceleration lanes, turn lanes, rail crossings, intersection realignment, geometric improvements, safety improvements including bridge, bicycle, and pedestrian safety improvements, pavement markers, ADA improvements, guardrails, and roundabouts. Other improvements, including slope repairs, drainage improvements, and joint sealing, may be included where incidental to other safety improvements.

Phase	AC/ACCP Source	FY2023	FY2024	FY2025	FY2026	4 Year Total	Total
PE	CMAQ	\$414,000	\$414,000	\$497,000	\$496,000	\$1,821,000	\$1,821,000
PE	HSIP	\$2,816,000	\$2,128,000	\$979,000	\$1,565,000	\$7,288,000	\$7,288,000
PE	NHPP	\$6,048,000	\$5,384,000	\$3,565,000	\$2,572,000	\$17,547,000	\$17,547,000
PE	DC/STATE	\$2,022,000	\$1,475,000	\$843,000	\$554,000	\$4,894,000	\$4,894,000
PE	STBG	\$7,730,000	\$1,389,000	\$2,781,000	\$2,781,000	\$14,641,000	\$14,641,000
	Total PE	\$18,828,000	\$10,768,000	\$8,645,000	\$7,948,000	\$46,189,000	\$46,189,000
ROW	CMAQ	\$9,500	\$9,500	\$9,500	\$9,500	\$38,000	\$38,000
ROW	HSIP	\$193,000	\$147,000	\$140,000	\$127,000	\$607,000	\$607,000
ROW	NHPP	\$133,000	\$138,000	\$138,000	\$136,000	\$541,000	\$541,000
ROW	DC/STATE	\$70,500	\$39,500	\$30,500	\$29,500	\$170,000	\$170,000
ROW	STBG	\$237,000	\$129,000	\$95,000	\$95,000	\$556,000	\$556,000
	Total ROW	\$643,000	\$461,000	\$411,000	\$397,000	\$1,912,000	\$1,912,000
CON	CMAQ	\$8,282,000	\$4,831,000	\$1,380,000	\$1,380,000	\$15,873,000	\$15,873,000
CON	HSIP	\$3,313,000	\$6,043,000	\$2,054,000	\$1,886,000	\$13,096,000	\$13,096,000
CON	NHPP	\$23,516,000	\$27,757,000	\$14,322,000	\$10,353,000	\$75,948,000	\$75,948,000
CON	DC/STATE	\$3,245,000	\$3,063,000	\$1,601,000	\$1,233,000	\$9,142,000	\$9,142,000
CON	STBG	\$22,086,000	\$22,086,000	\$13,978,000	\$11,043,000	\$69,191,000	\$69,191,000
	Total CON	\$60,442,000	\$63,780,000	\$33,333,000	\$25,895,000	\$183,250,000	\$183,250,000
	Total Programmed	\$79,913,000	\$75,009,000	\$42,389,000	\$34,040,000	\$231,351,000	\$231,351,000

*Not Location Specific

Version History

TIP Document	MPO Approval	FHWA Approval	FTA Approval
23-00 Adoption 2023-2026	06/15/2022	8/25/2022	8/25/2022
23-14 Amendment 2023-2026	03/17/2023	N/A	N/A

Current Change Reason

SCHEDULE / FUNDING / SCOPE - Cost change(s)

Funding Change(s):

Total project cost increased from \$212,621,000 to \$231,351,000


MARYLAND STATEWIDE TIP FY 2022-2025

MDOT STIP # TPB 3084 MC# 22-39 Appvd. 9/7/2022

SUMMARY TABLE

Project	Amendment Criteria	Conformity Status	Environmental Status	Current Funding Level (000s)		
				Federal	State/Local	Total
Areawide Safety and Spot Improvements (AWSS)	B	Exempt	n/a	\$ 170,728	\$ 9,224	\$ 179,952
				Net Funding Change (000s)		
	Administration	Area/MPO	CTP Page	Federal	State/Local	Total
	MDOT SHA	TPB	A-41 FY 2023	\$ 14,195	\$ 3,164	\$ 17,359
Description	Ongoing program to provide localized improvements to address safety and/or operational issues on MDOT SHA highways. These are highway improvements that may include but are not limited to bypass lanes, acceleration and deceleration lanes, turn lanes, rail crossings, intersection realignment, geometric improvements, safety improvements including bridge, bicycle, and pedestrian safety improvements, pavement markers, ADA improvements, guardrails, and roundabouts. Other improvements, including slope repairs, drainage improvements, and joint sealing, may be included where incidental to other safety improvements.					
Justification	Areawide project funding flows by major federal funding program included in the FY2023-2026 TPB TIP are determined based on historical funding trending and an estimate of planned projects within TPB MPO boundaries. Projects funded for other through this areawide project with CMAQ, HSIP, NHPP, and STBG funding have exceeded MDOT SHA estimates. Increased funding is necessary to accommodate more federally committed projects within the MPO in this areawide project.					

INDIVIDUAL REQUEST FORM

STIP/TIP Amendment Criteria	Funding (000s)	FY 2022	FY 2023	FY 2024	FY 2025	Total
		<input type="checkbox"/> A) Adds new individual projects to the current STIP	Total	\$ -	\$ 71,265	\$ 69,385
<input checked="" type="checkbox"/> B) Increase/decrease, scope change, advance, delay, or phase change	Federal	\$ -	\$ 67,501	\$ 65,813	\$ 37,414	\$ 170,728
<input type="checkbox"/> C) Removes or deletes individual listed project from the STIP	State/Local	\$ -	\$ 3,764	\$ 3,572	\$ 1,888	\$ 9,224
<input type="checkbox"/> D) Other [Administrative modification to add and shift federal/state construction funding]	Total	\$ -	\$ 79,913	\$ 75,009	\$ 42,389	\$ 197,311
	Federal	\$ -	\$ 74,576	\$ 70,432	\$ 39,915	\$ 184,923
	State/Local	\$ -	\$ 5,337	\$ 4,577	\$ 2,474	\$ 12,388
	Total	\$ -	\$ 8,648	\$ 5,624	\$ 3,087	\$ 17,359
	Federal	\$ -	\$ 7,075	\$ 4,619	\$ 2,501	\$ 14,195
	State/Local	\$ -	\$ 1,573	\$ 1,005	\$ 586	\$ 3,164

PHASE DETAIL

Current		FY 2022		FY 2023		FY 2024		FY 2025		TOTAL		
Phase	Funding	Federal	State/Local	Federal	State/Local	Federal	State/Local	Federal	State/Local	Federal	State/Local	Total
PE	CMAQ	\$ -	\$ -	\$ 414	\$ -	\$ 414	\$ -	\$ 497	\$ -	\$ 1,325	\$ -	\$ 1,325
	HSIP	\$ -	\$ -	\$ 1,312	\$ -	\$ 1,104	\$ -	\$ 749	\$ -	\$ 3,165	\$ -	\$ 3,165
	NHPP	\$ -	\$ -	\$ 2,761	\$ -	\$ 2,761	\$ -	\$ 1,380	\$ -	\$ 6,902	\$ -	\$ 6,902
	STBG	\$ -	\$ -	\$ 5,522	\$ -	\$ 522	\$ -	\$ 2,761	\$ -	\$ 8,805	\$ -	\$ 8,805
	State	\$ -	\$ -	\$ -	\$ 504	\$ -	\$ 494	\$ -	\$ 272	\$ -	\$ 1,270	\$ -
RW	CMAQ	\$ -	\$ -	\$ 10	\$ -	\$ 10	\$ -	\$ 10	\$ -	\$ 30	\$ -	\$ 30
	HSIP	\$ -	\$ -	\$ 95	\$ -	\$ 95	\$ -	\$ 95	\$ -	\$ 285	\$ -	\$ 285
	NHPP	\$ -	\$ -	\$ 95	\$ -	\$ 95	\$ -	\$ 95	\$ -	\$ 285	\$ -	\$ 285
	STBG	\$ -	\$ -	\$ 95	\$ -	\$ 95	\$ -	\$ 95	\$ -	\$ 285	\$ -	\$ 285
	State	\$ -	\$ -	\$ -	\$ 15	\$ -	\$ 15	\$ -	\$ 15	\$ -	\$ 45	\$ -
CO	CMAQ	\$ -	\$ -	\$ 8,282	\$ -	\$ 4,831	\$ -	\$ 1,380	\$ -	\$ 14,493	\$ -	\$ 14,493
	HSIP	\$ -	\$ -	\$ 3,313	\$ -	\$ 6,043	\$ -	\$ 2,054	\$ -	\$ 11,410	\$ -	\$ 11,410
	NHPP	\$ -	\$ -	\$ 23,516	\$ -	\$ 27,757	\$ -	\$ 14,322	\$ -	\$ 65,595	\$ -	\$ 65,595
	STBG	\$ -	\$ -	\$ 22,086	\$ -	\$ 22,086	\$ -	\$ 13,976	\$ -	\$ 58,148	\$ -	\$ 58,148
	State	\$ -	\$ -	\$ -	\$ 3,245	\$ -	\$ 3,063	\$ -	\$ 1,601	\$ -	\$ 7,909	\$ -
Total		\$ -	\$ -	\$ 67,501	\$ 3,764	\$ 65,813	\$ 3,572	\$ 37,414	\$ 1,888	\$ 170,728	\$ 9,224	\$ 179,952

MARYLAND STATEWIDE TIP FY 2022-2025

Proposed		FY 2022		FY 2023		FY 2024		FY 2025		TOTAL		
Phase	Funding	Federal	State/Local	Federal	State/Local	Federal	State/Local	Federal	State/Local	Federal	State/Local	Total
PE	CMAQ	\$ -	\$ -	\$ 414	\$ -	\$ 414	\$ -	\$ 497	\$ -	\$ 1,325	\$ -	\$ 1,325
	HSIP	\$ -	\$ -	\$ 2,616	\$ -	\$ 2,126	\$ -	\$ 979	\$ -	\$ 5,721	\$ -	\$ 5,721
	NHPP	\$ -	\$ -	\$ 6,046	\$ -	\$ 5,364	\$ -	\$ 3,565	\$ -	\$ 14,975	\$ -	\$ 14,975
	STBG	\$ -	\$ -	\$ 7,730	\$ -	\$ 1,389	\$ -	\$ 2,761	\$ -	\$ 11,880	\$ -	\$ 11,880
	State	\$ -	\$ -	\$ -	\$ 2,022	\$ -	\$ 1,475	\$ -	\$ 843	\$ -	\$ 4,340	\$ 4,340
RW	CMAQ	\$ -	\$ -	\$ 10	\$ -	\$ 10	\$ -	\$ 10	\$ -	\$ 30	\$ -	\$ 30
	HSIP	\$ -	\$ -	\$ 193	\$ -	\$ 147	\$ -	\$ 140	\$ -	\$ 480	\$ -	\$ 480
	NHPP	\$ -	\$ -	\$ 133	\$ -	\$ 136	\$ -	\$ 136	\$ -	\$ 405	\$ -	\$ 405
	STBG	\$ -	\$ -	\$ 237	\$ -	\$ 129	\$ -	\$ 95	\$ -	\$ 461	\$ -	\$ 461
	State	\$ -	\$ -	\$ -	\$ 70	\$ -	\$ 39	\$ -	\$ 30	\$ -	\$ 139	\$ 139
CO	CMAQ	\$ -	\$ -	\$ 8,282	\$ -	\$ 4,831	\$ -	\$ 1,380	\$ -	\$ 14,493	\$ -	\$ 14,493
	HSIP	\$ -	\$ -	\$ 3,313	\$ -	\$ 6,043	\$ -	\$ 2,054	\$ -	\$ 11,410	\$ -	\$ 11,410
	NHPP	\$ -	\$ -	\$ 23,516	\$ -	\$ 27,757	\$ -	\$ 14,322	\$ -	\$ 65,595	\$ -	\$ 65,595
	STBG	\$ -	\$ -	\$ 22,086	\$ -	\$ 22,086	\$ -	\$ 13,976	\$ -	\$ 58,148	\$ -	\$ 58,148
	State	\$ -	\$ -	\$ -	\$ 3,245	\$ -	\$ 3,063	\$ -	\$ 1,601	\$ -	\$ 7,909	\$ 7,909
Total		\$ -	\$ -	\$ 74,576	\$ 5,337	\$ 70,432	\$ 4,577	\$ 39,915	\$ 2,474	\$ 184,923	\$ 12,388	\$ 197,311

Change		FY 2022		FY 2023		FY 2024		FY 2025		TOTAL		
Phase	Funding	Federal	State/Local	Federal	State/Local	Federal	State/Local	Federal	State/Local	Federal	State/Local	Total
PE	CMAQ	\$ -	\$ -	\$ -	\$ -	\$ -	\$ -	\$ -	\$ -	\$ -	\$ -	\$ -
	HSIP	\$ -	\$ -	\$ 1,304	\$ -	\$ 1,022	\$ -	\$ 230	\$ -	\$ 2,556	\$ -	\$ 2,556
	NHPP	\$ -	\$ -	\$ 3,285	\$ -	\$ 2,603	\$ -	\$ 2,185	\$ -	\$ 8,073	\$ -	\$ 8,073
	STBG	\$ -	\$ -	\$ 2,208	\$ -	\$ 867	\$ -	\$ -	\$ -	\$ 3,075	\$ -	\$ 3,075
	State	\$ -	\$ -	\$ -	\$ 1,518	\$ -	\$ 981	\$ -	\$ 571	\$ -	\$ 3,070	\$ 3,070
RW	CMAQ	\$ -	\$ -	\$ -	\$ -	\$ -	\$ -	\$ -	\$ -	\$ -	\$ -	\$ -
	HSIP	\$ -	\$ -	\$ 98	\$ -	\$ 52	\$ -	\$ 45	\$ -	\$ 195	\$ -	\$ 195
	NHPP	\$ -	\$ -	\$ 38	\$ -	\$ 41	\$ -	\$ 41	\$ -	\$ 120	\$ -	\$ 120
	STBG	\$ -	\$ -	\$ 142	\$ -	\$ 34	\$ -	\$ -	\$ -	\$ 176	\$ -	\$ 176
	State	\$ -	\$ -	\$ -	\$ 55	\$ -	\$ 24	\$ -	\$ 15	\$ -	\$ 94	\$ 94
CO	CMAQ	\$ -	\$ -	\$ -	\$ -	\$ -	\$ -	\$ -	\$ -	\$ -	\$ -	\$ -
	HSIP	\$ -	\$ -	\$ -	\$ -	\$ -	\$ -	\$ -	\$ -	\$ -	\$ -	\$ -
	NHPP	\$ -	\$ -	\$ -	\$ -	\$ -	\$ -	\$ -	\$ -	\$ -	\$ -	\$ -
	STBG	\$ -	\$ -	\$ -	\$ -	\$ -	\$ -	\$ -	\$ -	\$ -	\$ -	\$ -
	State	\$ -	\$ -	\$ -	\$ -	\$ -	\$ -	\$ -	\$ -	\$ -	\$ -	\$ -
Total		\$ -	\$ -	\$ 7,075	\$ 1,573	\$ 4,619	\$ 1,005	\$ 2,501	\$ 586	\$ 14,195	\$ 3,164	\$ 17,359

TOTAL PROJECT COST											
Prior Cost (≤ FY 2021)			STIP Cost (FY 2022-2025)				Balance to Complete (≥ FY 2026)			Total Project Cost	
Federal		\$ -	Federal		\$ 184,923	Federal		\$ 32,224	Federal		\$ 217,147
State/Local		\$ -	State/Local		\$ 12,388	State/Local		\$ 1,816	State/Local		\$ 14,204
Total		\$ -	Total		\$ 197,311	Total		\$ 34,040	Total		\$ 231,351



National Capital Region
Transportation Planning Board

ATTACHMENT A
 Programming Report for TIP Action 23-14: Administrative Modification to the
 FY 2023-2026 Transportation Improvement Program
 Requested by Maryland Department of Transportation

TIP ID: T6529
 Project Name: MD 212A Urban Reconstruction
 Project Limits: Pine Street to US 1
 Lead Agency: Maryland Department of Transportation - State Highway Administration
 County: Prince Georges
 Municipality:
 Agency Project ID: PG1061

Project Type: Road - Recons/Rehab/Maintenance
 Total Cost: \$30,353,000
 Completion Date: 2024

Description: MD 212A reconstruction from Pine Street to US 1.

Phase	AC/ACCP Source	Prior	FY2023	FY2024	FY2025	FY2026	Future	4 Year Total	Total
PE	DC/STATE	\$1,327,000	-	-	-	-	-	-	\$1,327,000
PE	STBG	\$4,730,000	-	-	-	-	-	-	\$4,730,000
	Total PE	\$6,057,000	-	-	-	-	-	-	\$6,057,000
ROW	DC/STATE	\$3,161,000	\$11,500	\$11,500	-	-	-	\$23,000	\$3,184,000
ROW	STBG	\$119,000	\$46,500	\$46,500	-	-	-	\$93,000	\$212,000
	Total ROW	\$3,280,000	\$58,000	\$58,000	-	-	-	\$116,000	\$3,396,000
CON	DC/STATE	\$1,157,000	\$433,000	-	-	-	-	\$433,000	\$1,590,000
CON	STBG	\$13,951,000	\$2,925,000	-	-	-	-	\$2,925,000	\$16,876,000
	Total CON	\$15,108,000	\$3,358,000	-	-	-	-	\$3,358,000	\$18,466,000
UT	DC/STATE	\$498,000	\$6,600	\$6,600	-	-	-	\$13,200	\$511,200
UT	STBG	\$1,870,000	\$26,400	\$26,400	-	-	-	\$52,800	\$1,922,800
	Total UT	\$2,368,000	\$33,000	\$33,000	-	-	-	\$66,000	\$2,434,000
	Total Programmed	\$26,813,000	\$3,449,000	\$91,000	-	-	-	\$3,540,000	\$30,353,000



Version History

TIP Document	MPO Approval	FHWA Approval	FTA Approval
23-00 Adoption 2023-2026	06/15/2022	8/25/2022	8/25/2022
23-14 Amendment 2023-2026	03/17/2023	N/A	N/A

Current Change Reason

SCHEDULE / FUNDING / SCOPE - Cost change(s)

Funding Change(s):

Total project cost increased from \$29,261,000 to \$30,353,000

MARYLAND STATEWIDE TIP FY 2022-2025

MDOT STIP # TPB 6529 MC# 22-39 Approved 9/7/2022

SUMMARY TABLE

Project	Amendment Criteria	Conformity Status	Environmental Status	Current Funding Level (000s)			
				Federal	State/Local	Total	
MD 212A Urban Reconstruction (PG1061)	B	TPB 1193	PCE approved 2015; reevals 2019	\$ 13,442	\$ 1,712	\$ 15,154	
				Net Funding Change (000s)			
	Administration	Area/MPO	CTP Page	Federal	State/Local	Total	
	MDOT SHA	TPB	SHA-PG-7 FY 2023	\$ 144	\$ 38	\$ 182	
Description	MD 212A (Powder Mill Road) reconstruction from Pine Street to US 1 (Baltimore Avenue).						
Justification	System preservation projects serve to keep MDOT SHA roadways and facilities in a state of good repair.						

INDIVIDUAL REQUEST FORM

STIP/TIP Amendment Criteria	Funding (000s)	FY 2022		FY 2023		FY 2024		FY 2025		Total
		Federal	State/Local	Federal	State/Local	Federal	State/Local	Federal	State/Local	
<input type="checkbox"/> A) Adds new individual projects to the current STIP	Current	\$ 11,796		\$ 3,358		\$ -		\$ -		\$ 15,154
<input checked="" type="checkbox"/> B) Increase/decrease, scope change, advance, delay, or phase change	Federal	\$ 10,517	\$ -	\$ 2,925	\$ -	\$ -	\$ -	\$ -	\$ -	\$ 13,442
<input type="checkbox"/> C) Removes or deletes individual listed project from the STIP	State/Local	\$ 1,279	\$ -	\$ 433	\$ -	\$ -	\$ -	\$ -	\$ -	\$ 1,712
<input type="checkbox"/> D) Other	Proposed	\$ 11,796		\$ 3,449		\$ 91		\$ -		\$ 15,336
	Federal	\$ 10,517	\$ -	\$ 2,997	\$ -	\$ 72	\$ -	\$ -	\$ -	\$ 13,586
	State/Local	\$ 1,279	\$ -	\$ 452	\$ -	\$ 19	\$ -	\$ -	\$ -	\$ 1,750
	Change	\$ -		\$ 91		\$ 91		\$ -		\$ 182
	Federal	\$ -	\$ -	\$ 72	\$ -	\$ 72	\$ -	\$ -	\$ -	\$ 144
	State/Local	\$ -	\$ -	\$ 19	\$ -	\$ 19	\$ -	\$ -	\$ -	\$ 38



PHASE DETAIL

Current		FY 2022		FY 2023		FY 2024		FY 2025		TOTAL		
Phase	Funding	Federal	State/Local	Federal	State/Local	Federal	State/Local	Federal	State/Local	Federal	State/Local	Total
PE	STBG	\$ -	\$ -	\$ -	\$ -	\$ -	\$ -	\$ -	\$ -	\$ -	\$ -	\$ -
	State	\$ -	\$ -	\$ -	\$ -	\$ -	\$ -	\$ -	\$ -	\$ -	\$ -	\$ -
RW	STBG	\$ 119	\$ -	\$ -	\$ -	\$ -	\$ -	\$ -	\$ -	\$ 119	\$ -	\$ 119
	State	\$ -	\$ -	\$ -	\$ -	\$ -	\$ -	\$ -	\$ -	\$ -	\$ -	\$ -
UT	STBG	\$ 1,651	\$ -	\$ -	\$ -	\$ -	\$ -	\$ -	\$ -	\$ 1,651	\$ -	\$ 1,651
	State	\$ -	\$ 439	\$ -	\$ -	\$ -	\$ -	\$ -	\$ -	\$ -	\$ 439	\$ 439
CO	STBG	\$ 8,747	\$ -	\$ 2,925	\$ -	\$ -	\$ -	\$ -	\$ -	\$ 11,672	\$ -	\$ 11,672
	State	\$ -	\$ 840	\$ -	\$ 433	\$ -	\$ -	\$ -	\$ -	\$ -	\$ 1,273	\$ 1,273
Total		\$ 10,517	\$ 1,279	\$ 2,925	\$ 433	\$ -	\$ -	\$ -	\$ -	\$ 13,442	\$ 1,712	\$ 15,154

Proposed		FY 2022		FY 2023		FY 2024		FY 2025		TOTAL		
Phase	Funding	Federal	State/Local	Federal	State/Local	Federal	State/Local	Federal	State/Local	Federal	State/Local	Total
PE	STBG	\$ -	\$ -	\$ -	\$ -	\$ -	\$ -	\$ -	\$ -	\$ -	\$ -	\$ -
	State	\$ -	\$ -	\$ -	\$ -	\$ -	\$ -	\$ -	\$ -	\$ -	\$ -	\$ -
RW	STBG	\$ 119	\$ -	\$ 46	\$ -	\$ 46	\$ -	\$ -	\$ -	\$ 211	\$ -	\$ 211
	State	\$ -	\$ -	\$ -	\$ 12	\$ -	\$ 12	\$ -	\$ -	\$ -	\$ 24	\$ 24
UT	STBG	\$ 1,651	\$ -	\$ 26	\$ -	\$ 26	\$ -	\$ -	\$ -	\$ 1,703	\$ -	\$ 1,703
	State	\$ -	\$ 439	\$ -	\$ 7	\$ -	\$ 7	\$ -	\$ -	\$ -	\$ 453	\$ 453
CO	STBG	\$ 8,747	\$ -	\$ 2,925	\$ -	\$ -	\$ -	\$ -	\$ -	\$ 11,672	\$ -	\$ 11,672
	State	\$ -	\$ 840	\$ -	\$ 433	\$ -	\$ -	\$ -	\$ -	\$ -	\$ 1,273	\$ 1,273
Total		\$ 10,517	\$ 1,279	\$ 2,997	\$ 452	\$ 72	\$ 19	\$ -	\$ -	\$ 13,586	\$ 1,750	\$ 15,336

Change		FY 2022		FY 2023		FY 2024		FY 2025		TOTAL		
Phase	Funding	Federal	State/Local	Federal	State/Local	Federal	State/Local	Federal	State/Local	Federal	State/Local	Total
PE	STBG	\$ -	\$ -	\$ -	\$ -	\$ -	\$ -	\$ -	\$ -	\$ -	\$ -	\$ -
	State	\$ -	\$ -	\$ -	\$ -	\$ -	\$ -	\$ -	\$ -	\$ -	\$ -	\$ -
RW	STBG	\$ -	\$ -	\$ 46	\$ -	\$ 46	\$ -	\$ -	\$ -	\$ 92	\$ -	\$ 92
	State	\$ -	\$ -	\$ -	\$ 12	\$ -	\$ 12	\$ -	\$ -	\$ -	\$ 24	\$ 24
UT	STBG	\$ -	\$ -	\$ 26	\$ -	\$ 26	\$ -	\$ -	\$ -	\$ 52	\$ -	\$ 52
	State	\$ -	\$ -	\$ -	\$ 7	\$ -	\$ 7	\$ -	\$ -	\$ -	\$ 14	\$ 14
CO	STBG	\$ -	\$ -	\$ -	\$ -	\$ -	\$ -	\$ -	\$ -	\$ -	\$ -	\$ -
	State	\$ -	\$ -	\$ -	\$ -	\$ -	\$ -	\$ -	\$ -	\$ -	\$ -	\$ -
Total		\$ -	\$ -	\$ 72	\$ 19	\$ 72	\$ 19	\$ -	\$ -	\$ 144	\$ 38	\$ 182

TOTAL PROJECT COST

Prior Cost (≤ FY 2021)		STIP Cost (FY 2022-2025)		Balance to Complete (≥ FY 2026)		Total Project Cost	
Federal	\$ 10,153	Federal	\$ 13,586	Federal	\$ -	Federal	\$ 23,739
State/Local	\$ 4,864	State/Local	\$ 1,750	State/Local	\$ -	State/Local	\$ 6,614
Total	\$ 15,017	Total	\$ 15,336	Total	\$ -	Total	\$ 30,353