

MDOT
MARYLAND DEPARTMENT
OF TRANSPORTATION

STATE HIGHWAY
ADMINISTRATION

MDOT SHA STATEWIDE

PROJECT: Coordinated Highway Action Response Team (CHART)

DESCRIPTION: Install advanced traffic management system and advanced traffic information system technologies on Interstate highways and arterials statewide. Technologies include cameras, traffic detectors, weather sensors, dynamic message signs, highway advisory radios, web sites and telecommunication networks. This program also includes the new National Electric Vehicle Infrastructure (NEVI) funding from the federal Infrastructure Investment and Jobs Act.



PURPOSE & NEED SUMMARY STATEMENT: Operating the existing system more efficiently through the application of Intelligent Transportation System technologies and interagency teamwork will reduce the need for costly expansion projects. The new NEVI funds will help build out the electric charging network for the growing numbers of electric vehicles in the State of Maryland.

STATE GOALS: Maryland Transportation Plan (MTP) Goals/Selection Criteria:

- Safe, Secure, and Resilient
- Maintain & Modernize
- Economic Opportunity & Reduce Congestion
- Better Transportation Choices & Connections
- Quality & Efficiency
- Environmental Protection
- Fiscal Responsibility

SMART GROWTH STATUS: Project Not Location Specific Not Subject to PFA Law

- Project Inside PFA
- Project Outside PFA
- PFA Status Yet to Be Determined
- Grandfathered
- Exception Will Be Required
- Exception Granted

EXPLANATION: Projects in the CHART program aid in the reduction of travel time, reduce congestion and provide critical traffic information for the traveling public, which improves movement of both passengers and freight. Messages on dynamic message boards provide information to aid in the safety and security of travelers.

STATUS: This represents a summary of the Statewide CHART program. Individual projects are shown in the System Preservation Minor Projects Program pages in the county where the project is located.

SIGNIFICANT CHANGE FROM FY 2022 - 27 CTP: The cost increase of \$87 million is primarily due to the inclusion of the National Electric Vehicle Infrastructure funds and the addition of FY 28.

PHASE	POTENTIAL FUNDING SOURCE: <input checked="" type="checkbox"/> SPECIAL <input checked="" type="checkbox"/> FEDERAL <input type="checkbox"/> GENERAL <input type="checkbox"/> OTHER										
	TOTAL		EXPENDED IN 2022	CURRENT YEAR 2023	BUDGET YEAR 2024	PROJECTED CASH REQUIREMENTS FOR PLANNING PURPOSES ONLY				SIX YEAR TOTAL	BALANCE TO COMPLETE
	ESTIMATED COST (\$'000)	EXPENDED THRU 2022				...2025...	...2026...	...2027...	...2028...		
Planning	30,714	23,905	1,912	5,254	1,191	91	91	91	91	6,809	0
Engineering	40,245	13,020	3,160	4,925	3,900	4,000	4,400	3,000	7,000	27,225	0
Right-of-way	0	0	0	0	0	0	0	0	0	0	0
Utilities	470	55	0	15	100	60	40	100	100	415	0
Construction	163,497	24,599	3,902	7,625	22,710	24,838	27,371	26,343	30,011	138,898	0
Total	234,925	61,578	8,974	17,819	27,901	28,989	31,902	29,534	37,202	173,347	0
Federal-Aid	184,673	37,357	7,412	16,085	25,535	25,849	25,803	23,576	30,468	147,316	0
Special	50,253	24,222	1,562	1,734	2,366	3,140	6,099	5,958	6,734	26,031	0
Other	0	0	0	0	0	0	0	0	0	0	0

Classification:

STATE - N/A

FEDERAL - N/A

STATE SYSTEM: N/A

Estimated Annual Average Daily Traffic (vehicles per day)

CURRENT (2022) N/A

PROJECTED (2042) N/A



PROJECT: Sidewalk Program

DESCRIPTION: This program provides matching funds for the construction of sidewalks adjacent to MDOT SHA highways and implementation of the Pedestrian Safety Action Plan and other Vision Zero projects.

PURPOSE & NEED SUMMARY STATEMENT: Program supports community revitalization efforts and efforts to encourage pedestrian usage of sidewalks along MDOT SHA highways.

STATE GOALS: Maryland Transportation Plan (MTP) Goals/Selection Criteria:

- | | |
|---|--|
| <input checked="" type="checkbox"/> Safe, Secure, and Resilient | <input checked="" type="checkbox"/> Quality & Efficiency |
| <input checked="" type="checkbox"/> Maintain & Modernize | <input checked="" type="checkbox"/> Environmental Protection |
| <input type="checkbox"/> Economic Opportunity & Reduce Congestion | <input type="checkbox"/> Fiscal Responsibility |
| <input checked="" type="checkbox"/> Better Transportation Choices & Connections | |

SMART GROWTH STATUS: Project Not Location Specific Not Subject to PFA Law

- | | | |
|--|-------|---|
| <input type="checkbox"/> Project Inside PFA | ————— | <input type="checkbox"/> Grandfathered |
| <input type="checkbox"/> Project Outside PFA | | <input type="checkbox"/> Exception Will Be Required |
| <input type="checkbox"/> PFA Status Yet to Be Determined | | <input type="checkbox"/> Exception Granted |

EXPLANATION: This program supports pedestrian and Vision Zero safety improvements, community revitalization and other efforts to encourage pedestrian usage of sidewalks along MDOT SHA highways. It also provides safer access to transit service for both bus and fixed rail systems.

STATUS: Individual projects are shown in the System Preservation Minor Projects Program pages in the county where the project is located.

SIGNIFICANT CHANGE FROM FY 2022 - 27 CTP: The cost increase of \$86.4 million is due to the primarily due to the addition of funding for implementation of the Pedestrian Safety Action Plan and other Vision Zero improvements.

PHASE	POTENTIAL FUNDING SOURCE: <input checked="" type="checkbox"/> SPECIAL <input checked="" type="checkbox"/> FEDERAL <input type="checkbox"/> GENERAL <input type="checkbox"/> OTHER										BALANCE TO COMPLETE
	TOTAL		EXPENDED IN 2022	CURRENT YEAR 2023	BUDGET YEAR 2024	PROJECTED CASH REQUIREMENTS FOR PLANNING PURPOSES ONLY				SIX YEAR TOTAL	
	ESTIMATED COST (\$'000)	EXPENDED THRU 2022				...2025...	...2026...	...2027...	...2028...		
Planning	13,110	620	270	1,790	2,100	1,600	2,500	2,500	2,000	12,490	0
Engineering	38,653	4,293	1,667	5,101	4,253	3,206	6,600	7,600	7,600	34,360	0
Right-of-way	333	95	88	88	150	0	0	0	0	238	0
Utilities	960	440	308	0	120	400	0	0	0	520	0
Construction	88,942	9,042	1,655	2,333	9,969	11,685	14,949	18,595	22,368	79,899	0
Total	141,997	14,490	3,988	9,312	16,592	16,891	24,049	28,695	31,968	127,507	0
Federal-Aid	107,801	7,110	2,466	7,630	13,778	14,089	17,991	22,136	25,067	100,691	0
Special	34,196	7,380	1,522	1,682	2,814	2,802	6,058	6,559	6,901	26,816	0
Other	0	0	0	0	0	0	0	0	0	0	0

Classification:

STATE - N/A

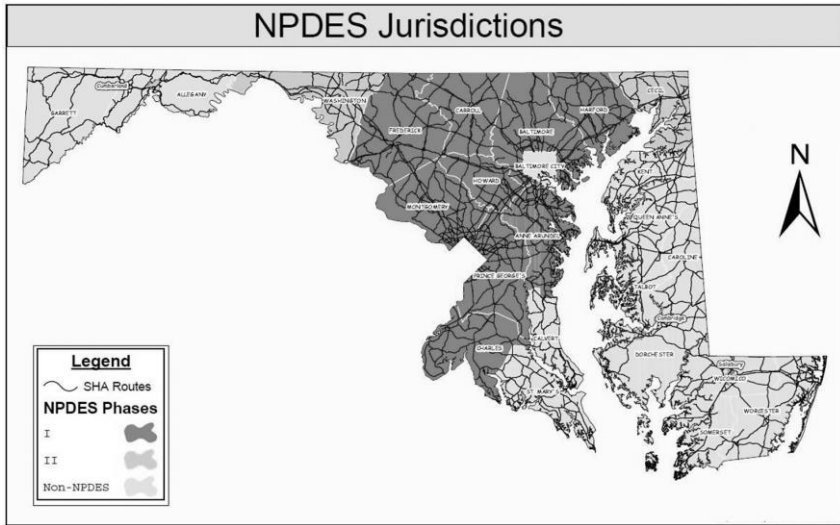
FEDERAL - N/A

STATE SYSTEM: N/A

Estimated Annual Average Daily Traffic (vehicles per day)

CURRENT (2022) N/A

PROJECTED (2042) N/A



PROJECT: Total Maximum Daily Load (TMDL)

DESCRIPTION: Plan, design, and construct storm water controls and alternative water quality improvement strategies in Maryland counties in order to meet the US Environmental Protection Agency (EPA) Chesapeake Bay Total Maximum Daily Load (TMDL) requirements. These strategies support the goal of protecting and restoring the Chesapeake Bay watershed. The implementation will follow the State of Maryland's commitment in its Watershed Implementation Plan.

PURPOSE & NEED SUMMARY STATEMENT: The MDOT SHA is required to adhere to the Chesapeake Bay TMDL and local TMDLs as a result of its National Pollutant Discharge Elimination System (NPDES) Municipal Separate Storm Sewer System Permit (MS4). This programmatic effort is needed to ensure permit compliance and supports the ultimate goal of improved water quality in Maryland streams, creeks, rivers, and the Chesapeake Bay.

STATE GOALS: Maryland Transportation Plan (MTP) Goals/Selection Criteria:

- Safe, Secure, and Resilient
- Maintain & Modernize
- Economic Opportunity & Reduce Congestion
- Better Transportation Choices & Connections
- Quality & Efficiency
- Environmental Protection
- Fiscal Responsibility

SMART GROWTH STATUS: Project Not Location Specific Not Subject to PFA Law

- Project Inside PFA
- Project Outside PFA
- PFA Status Yet to Be Determined
- Grandfathered
- Exception Will Be Required
- Exception Granted

STATUS: Planning, Engineering, Right-of-Way, and Construction underway.

EXPLANATION: The MDOT SHA is required to adhere to the Chesapeake Bay TMDL and local TMDLs as a result of its National Pollutant Discharge Elimination System (NPDES) Municipal Separate Storm Sewer System Permit (MS4). This programmatic effort is needed to ensure permit compliance and supports the ultimate goal of improved water quality in Maryland streams, creeks, rivers, and the Chesapeake Bay.

SIGNIFICANT CHANGE FROM FY 2022 - 27 CTP: The increase of \$35.1 million is primarily due to the addition of FY 28 to the program.

PHASE	POTENTIAL FUNDING SOURCE: <input checked="" type="checkbox"/> SPECIAL <input checked="" type="checkbox"/> FEDERAL <input type="checkbox"/> GENERAL <input type="checkbox"/> OTHER										
	TOTAL		EXPENDED IN 2022	CURRENT YEAR 2023	BUDGET YEAR 2024	PROJECTED CASH REQUIREMENTS FOR PLANNING PURPOSES ONLY				SIX YEAR TOTAL	BALANCE TO COMPLETE
	ESTIMATED COST (\$000)	EXPENDED THRU 2022				...2025...	...2026...	...2027...	...2028...		
Planning	38,229	28,729	0	500	500	1,000	2,500	2,500	2,500	9,500	0
Engineering	165,748	145,447	561	2,301	2,000	2,500	4,500	4,500	4,500	20,301	0
Right-of-way	10,123	5,623	10	500	500	500	1,000	1,000	1,000	4,500	0
Utilities	22	22	16	0	0	0	0	0	0	0	0
Construction	444,650	324,570	14,605	8,160	10,667	16,642	26,936	27,143	30,532	120,080	0
Total	658,772	504,391	15,192	11,461	13,667	20,642	34,936	35,143	38,532	154,381	0
Federal-Aid	207,649	129,078	11,031	7,186	9,441	14,541	15,734	15,786	15,883	78,571	0
Special	451,123	375,313	4,161	4,275	4,226	6,101	19,202	19,357	22,649	75,810	0
Other	0	0	0	0	0	0	0	0	0	0	0

Classification:

STATE - N/A
 FEDERAL - N/A
 STATE SYSTEM: N/A
Estimated Annual Average Daily Traffic (vehicles per day)
 CURRENT (2022) N/A
 PROJECTED (2042) N/A



PROJECT: Traffic Relief Plan (Phase 2) Smart Traffic Signals

DESCRIPTION: The system uses real-time traffic conditions and computer software that adjusts the timing of traffic signals, synchronizes the entire corridor, and effectively deploys artificial intelligence to keep traffic moving.

PURPOSE & NEED SUMMARY STATEMENT: Deploying cutting-edge Smart Traffic Signals will improve traffic operations and ease congestion.

STATE GOALS: Maryland Transportation Plan (MTP) Goals/Selection Criteria:

- | | |
|---|--|
| <input checked="" type="checkbox"/> Safe, Secure, and Resilient | <input checked="" type="checkbox"/> Quality & Efficiency |
| <input checked="" type="checkbox"/> Maintain & Modernize | <input type="checkbox"/> Environmental Protection |
| <input type="checkbox"/> Economic Opportunity & Reduce Congestion | <input type="checkbox"/> Fiscal Responsibility |
| <input checked="" type="checkbox"/> Better Transportation Choices & Connections | |

SMART GROWTH STATUS: Project Not Location Specific Not Subject to PFA Law

- | | | |
|--|-------|---|
| <input type="checkbox"/> Project Inside PFA | ————— | <input type="checkbox"/> Grandfathered |
| <input type="checkbox"/> Project Outside PFA | | <input type="checkbox"/> Exception Will Be Required |
| <input type="checkbox"/> PFA Status Yet to Be Determined | | <input type="checkbox"/> Exception Granted |

STATUS: Engineering and Construction underway.

EXPLANATION: The Smart Traffic Signals will improve traffic operations and reduce congestion.

SIGNIFICANT CHANGE FROM FY 2022 - 27 CTP: None.

PHASE	POTENTIAL FUNDING SOURCE: <input checked="" type="checkbox"/> SPECIAL <input checked="" type="checkbox"/> FEDERAL <input type="checkbox"/> GENERAL <input type="checkbox"/> OTHER										SIX YEAR TOTAL	BALANCE TO COMPLETE
	TOTAL		EXPENDED IN 2022	CURRENT YEAR 2023	BUDGET YEAR 2024	PROJECTED CASH REQUIREMENTS FOR PLANNING PURPOSES ONLY				TOTAL		
	ESTIMATED COST (\$000)	EXPENDED THRU 2022				...2025...	...2026...	...2027...	...2028...			
Planning	3,071	1,176	125	576	768	384	167	0	0	1,895	0	
Engineering	4,601	1,624	160	943	1,249	562	223	0	0	2,977	0	
Right-of-way	0	0	0	0	0	0	0	0	0	0	0	
Utilities	396	56	10	26	102	120	92	0	0	340	0	
Construction	42,234	8,741	1,015	4,780	11,194	10,436	7,083	0	0	33,493	0	
Total	50,302	11,597	1,310	6,325	13,313	11,502	7,565	0	0	38,705	0	
Federal-Aid	42,665	6,217	1,264	5,983	12,547	10,810	7,108	0	0	36,448	0	
Special	7,636	5,379	46	342	766	692	457	0	0	2,257	0	
Other	0	0	0	0	0	0	0	0	0	0	0	

Classification:

STATE - N/A

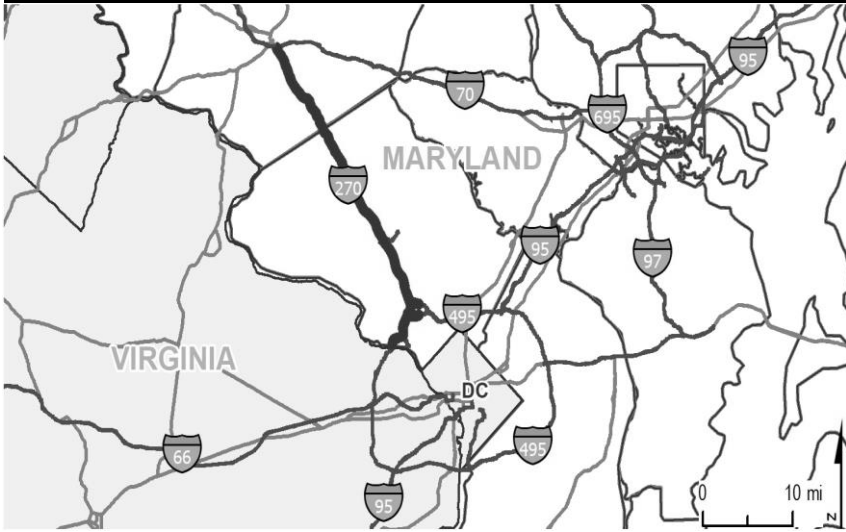
FEDERAL - N/A

STATE SYSTEM: N/A

Estimated Annual Average Daily Traffic (vehicles per day)

CURRENT (2022) N/A

PROJECTED (2042) N/A



PROJECT: I-270, Eisenhower Memorial Highway, and I-495, Capital Beltway - Phase 1

DESCRIPTION: Phase 1 includes the addition of managed lanes from the American Legion Bridge (ALB) to I-70, including replacement of the ALB and includes the NEPA study for Phase 1 North (I-370 to I-70). Phase 1 South (ALB to I-370) will leverage \$3.5 billion in construction funding, \$145 million in developer rights fees to offset MDOT costs, and \$5 million for Vision Zero efforts. In addition, the project will provide \$300 million to support transit services, \$50 million for community grants, \$25 million for emerging technologies over the operating term of the agreement (45 years). Phase 1 North, will also leverage a multi-billion dollar private construction investment as well as provide future financial benefits to the State of Maryland. Upon financial close and as part of the upfront payment for Phase 1 South and in consultation with Montgomery County, \$60 million will support the design of one of Montgomery County's transit priorities.

PURPOSE & NEED SUMMARY STATEMENT: The purpose of the I-495 & I-270 Public-Private Partnership (P3) Program is to provide long-term congestion relief on I-495 and I-270 by providing new options and opportunities for travelers while also being responsible to the community and the environment.

SMART GROWTH STATUS: Project Not Location Specific Not Subject to PFA Law
 Project Inside PFA Grandfathered
 Project Outside PFA Exception Will Be Required
 PFA Status Yet to Be Determined Exception Granted

STATUS: Project planning and preliminary engineering for Phase 1 South (ALB to I-370) is underway.

SIGNIFICANT CHANGE FROM FY 2022 - 27 CTP: The cost increase of \$240.0 million is for Phase 1 South engineering and for Phase 1 North planning and engineering.

POTENTIAL FUNDING SOURCE: <input checked="" type="checkbox"/> SPECIAL <input checked="" type="checkbox"/> FEDERAL <input type="checkbox"/> GENERAL <input type="checkbox"/> OTHER											
PHASE	TOTAL		EXPENDED IN 2022	CURRENT YEAR 2023	BUDGET YEAR 2024	PROJECTED CASH REQUIREMENTS FOR PLANNING PURPOSES ONLY				SIX YEAR TOTAL	BALANCE TO COMPLETE
	ESTIMATED COST (\$000)	EXPENDED THRU 2022				...2025...	...2026...	...2027...	...2028...		
Planning	81,010	56,010	29,282	10,000	10,000	5,000	0	0	0	25,000	0
Engineering	258,000	15,000	15,000	45,000	44,000	50,000	45,000	45,000	14,000	243,000	0
Right-of-way	0	0	0	0	0	0	0	0	0	0	0
Utilities	0	0	0	0	0	0	0	0	0	0	0
Construction	0	0	0	0	0	0	0	0	0	0	0
Total	339,010	71,010	44,282	55,000	54,000	55,000	45,000	45,000	14,000	268,000	0
Federal-Aid	191,700	0	0	0	48,600	49,500	40,500	40,500	12,600	191,700	0
Special	147,310	71,010	44,282	55,000	5,400	5,500	4,500	4,500	1,400	76,300	0
Other	0	0	0	0	0	0	0	0	0	0	0

Classification:

STATE - Principal Arterial

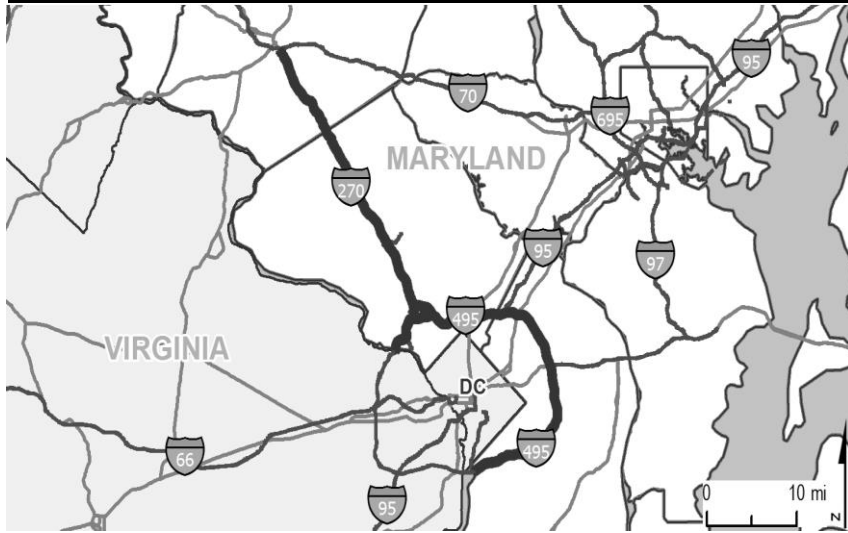
FEDERAL - Interstate

STATE SYSTEM: Primary

Estimated Annual Average Daily Traffic (vehicles per day)

CURRENT (2022) N/A

PROJECTED (2042) N/A



PROJECT: I-270 and I-495, Capital Beltway - Full Delivery Stream Restoration

DESCRIPTION: Full-delivery stream and wetland mitigation services in multiple watersheds.

PURPOSE & NEED SUMMARY STATEMENT: The purpose is to develop and provide compensatory stream and wetland mitigation credits to support MDOT SHA projects in the watersheds. Projects may include those developed under the I-495 & I-270 P3 Program or other MDOT SHA projects requiring compensatory mitigation in those watersheds.

SMART GROWTH STATUS: Project Not Location Specific Not Subject to PFA Law

Project Inside PFA
 Project Outside PFA
 PFA Status Yet to Be Determined

 Grandfathered
 Exception Will Be Required
 Exception Granted

STATUS: Engineering underway.

SIGNIFICANT CHANGE FROM FY 2022 - 27 CTP: None.

PHASE	POTENTIAL FUNDING SOURCE: <input checked="" type="checkbox"/> SPECIAL <input checked="" type="checkbox"/> FEDERAL <input type="checkbox"/> GENERAL <input type="checkbox"/> OTHER										
	TOTAL		EXPENDED IN 2022	CURRENT YEAR 2023	BUDGET YEAR 2024	PROJECTED CASH REQUIREMENTS FOR PLANNING PURPOSES ONLY				SIX YEAR TOTAL	BALANCE TO COMPLETE
	ESTIMATED COST (\$000)	EXPENDED THRU 2022				...2025...	...2026...	...2027...	...2028...		
Planning	0	0	0	0	0	0	0	0	0	0	0
Engineering	12,066	8,566	4,030	3,500	0	0	0	0	0	3,500	0
Right-of-way	0	0	0	0	0	0	0	0	0	0	0
Utilities	0	0	0	0	0	0	0	0	0	0	0
Construction	0	0	0	0	0	0	0	0	0	0	0
Total	12,066	8,566	4,030	3,500	0	0	0	0	0	3,500	0
Federal-Aid	7,579	5,347	1,315	2,232	0	0	0	0	0	2,232	0
Special	4,488	3,220	2,715	1,268	0	0	0	0	0	1,268	0
Other	0	0	0	0	0	0	0	0	0	0	0

Classification:

STATE - Principal Arterial

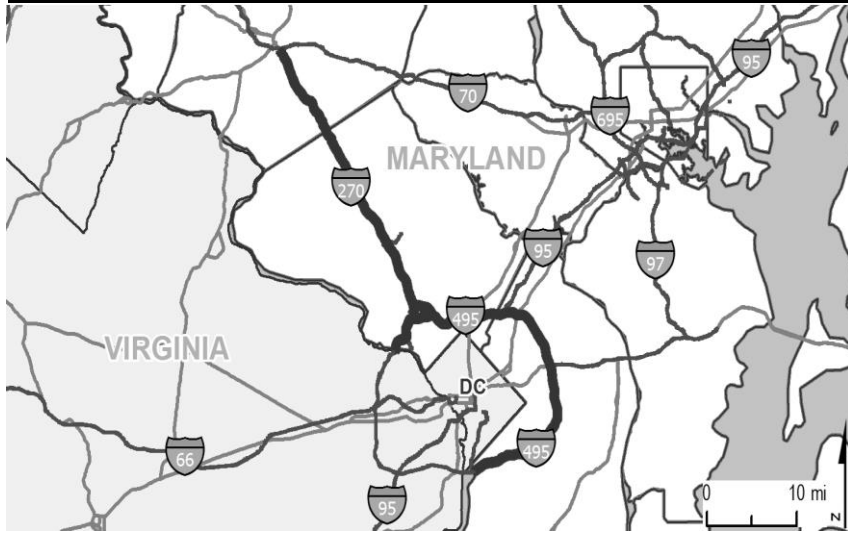
FEDERAL - Interstate

STATE SYSTEM: Primary

Estimated Annual Average Daily Traffic (vehicles per day)

CURRENT (2022) N/A

PROJECTED (2042) N/A



PROJECT: I-270, Eisenhower Memorial Highway, and I-495, Capital Beltway - P3 Program

DESCRIPTION: Planning and preliminary design activities in support of the Traffic Relief Plan, which is considering managed lanes along I-270 and I-495, including the Managed Lane Study.

PURPOSE & NEED SUMMARY STATEMENT: The purpose of the I-495 & I-270 Public-Private Partnership (P3) Program is to provide long-term congestion relief on I-495 and I-270 by providing new options and opportunities for travelers while also being responsible to the community and the environment.

SMART GROWTH STATUS: Project Not Location Specific Not Subject to PFA Law

Project Inside PFA Grandfathered
 Project Outside PFA Exception Will Be Required
 PFA Status Yet to Be Determined Exception Granted

STATUS: Project planning and preliminary engineering for Phase 1 South (American Legion Bridge to I-370) is underway (Statewide Line #5).

SIGNIFICANT CHANGE FROM FY 2022 - 27 CTP: The decrease of \$1.2 million is for an accounting adjustment to the Managed Lane Study.

POTENTIAL FUNDING SOURCE: <input checked="" type="checkbox"/> SPECIAL <input checked="" type="checkbox"/> FEDERAL <input type="checkbox"/> GENERAL <input type="checkbox"/> OTHER											
PHASE	TOTAL		EXPENDED IN 2022	CURRENT YEAR 2023	BUDGET YEAR 2024	PROJECTED CASH REQUIREMENTS FOR PLANNING PURPOSES ONLY				SIX YEAR TOTAL	BALANCE TO COMPLETE
	ESTIMATED COST (\$000)	EXPENDED THRU 2022				...2025...	...2026...	...2027...	...2028...		
Planning	129,008	129,008	(1,249)	0	0	0	0	0	0	0	0
Engineering	0	0	0	0	0	0	0	0	0	0	0
Right-of-way	0	0	0	0	0	0	0	0	0	0	0
Utilities	0	0	0	0	0	0	0	0	0	0	0
Construction	0	0	0	0	0	0	0	0	0	0	0
Total	129,008	129,008	(1,249)	0	0	0	0	0	0	0	0
Federal-Aid	8,024	8,024	(1,459)	0	0	0	0	0	0	0	0
Special	120,985	120,985	211	0	0	0	0	0	0	0	0
Other	0	0	0	0	0	0	0	0	0	0	0

Classification:

STATE - Principal Arterial

FEDERAL - Interstate

STATE SYSTEM: Primary

Estimated Annual Average Daily Traffic (vehicles per day)

CURRENT (2022) N/A

PROJECTED (2042) N/A



PROJECT: Highway User Revenue

DESCRIPTION: Highway User Revenue (HUR) are funds that are distributed from the Transportation Trust Fund to Baltimore City, local counties and municipalities for the benefit of local road systems. The calculation of local funding is based on a formula that incorporates roadway lane miles maintained by the jurisdiction and the number of registered vehicles in that jurisdiction.

PURPOSE & NEED SUMMARY STATEMENT: Chapter 330, Laws of Maryland 2018 increases the allocation of HUR to Baltimore City, the counties and the municipalities from 9.6% to 13.5% of the funds credited to the Gasoline and Motor Vehicle Revenue Account (GMVRA). This increased allocation is for five fiscal years (FY 2020 - FY 2024). Chapter 330 also changes the definition of HUR from funds in the GMVRA to capital grants appropriated to the local jurisdictions. These changes were effective July 1, 2019. This increases local transportation funding and is included in the six year CTP total funding level.

SMART GROWTH STATUS: Project Not Location Specific Not Subject to PFA Law

Project Inside PFA
 Project Outside PFA
 PFA Status Yet to Be Determined

 Grandfathered
 Exception Will Be Required
 Exception Granted

STATUS: Funding ongoing.

SIGNIFICANT CHANGE FROM FY 2022 - 27 CTP: The increase in the project funding allocation is a result of Chapter 240 of 2022 to provide more funding to local jurisdictions.

POTENTIAL FUNDING SOURCE:											
<input checked="" type="checkbox"/> SPECIAL <input type="checkbox"/> FEDERAL <input type="checkbox"/> GENERAL <input type="checkbox"/> OTHER											
PHASE	TOTAL		EXPENDED IN 2022	CURRENT YEAR 2023	BUDGET YEAR 2024	PROJECTED CASH REQUIREMENTS FOR PLANNING PURPOSES ONLY				SIX YEAR TOTAL	BALANCE TO COMPLETE
	ESTIMATED COST (\$000)	EXPENDED THRU 2022				...2025...	...2026...	...2027...	...2028...		
Planning	0	0	0	0	0	0	0	0	0	0	0
Engineering	0	0	0	0	0	0	0	0	0	0	0
Right-of-way	0	0	0	0	0	0	0	0	0	0	0
Utilities	0	0	0	0	0	0	0	0	0	0	0
Construction	3,022,606	776,636	279,220	274,498	329,341	389,734	444,518	456,404	351,475	2,245,970	0
Total	3,022,606	776,636	279,220	274,498	329,341	389,734	444,518	456,404	351,475	2,245,970	0
Federal-Aid	0	0	0	0	0	0	0	0	0	0	0
Special	3,022,606	776,636	279,220	274,498	329,341	389,734	444,518	456,404	351,475	2,245,970	0
Other	0	0	0	0	0	0	0	0	0	0	0

Classification:

STATE - N/A

FEDERAL - N/A

STATE SYSTEM: N/A

Estimated Annual Average Daily Traffic (vehicles per day)

CURRENT (2022) N/A

PROJECTED (2042) N/A

MINOR PROJECTS PROGRAM
(Dollars in Thousands)

STATE HIGHWAY ADMINISTRATION - Statewide - LINE 9

PROJECT ID	ROUTE NUMBER	PROJECT NAME	TOTAL PROGRAMMED COST	STATUS
Bridge Replacement/Rehabilitation				
AZ2221	-	CLEANING AND PAINTING OF BRIDGES 2200301, 2200302, 2204500, 2301300, 2303100, AND 2303300	\$ 4,122	FY 2023
XX163W	-	BRIDGE REHABILITATION-PRESERVATION AND MINOR REHAB OF FIXED BRIDGES, CULVERTS, AND RETAINING WALLS	\$ 16,588	FY 2023
AX4144	-	STATEWIDE BRIDGE INSPECTION	\$ 4,183	Under Construction
AZ0292	-	STATEWIDE BRIDGE INSPECTION	\$ 4,028	Under Construction
XX163P	-	PRESERVATION OF MINOR REHAB OF FIXED BRIDGES, CULVERTS AND RETAINING WALLS	\$ 16,267	Under Construction
XX163R	-	PRESERVATION OF MINOR REHAB OF MOVEABLE AND FIXED BRIDGES, CULVERTS AND WALLS	\$ 15,529	Under Construction
XX163S	-	PRESERVATION AND MINOR REHAB OF FIXED BRIDGES, CULVERTS, AND RETAINING WALLS	\$ 16,097	Under Construction
XX163T	-	FIXED BRIDGES, CULVERTS, AND RETAINING WALLS	\$ 16,114	Under Construction
XX163U	-	PRESERVATION AND MINOR REHAB OF MOVABLE & FIXED BRIDGES, CULVERTS, & RETAINING WALLS	\$ 15,528	Under Construction
XX163V	-	PRESERVATION AND MINOR REHAB OF FIXED BRIDGES, CULVERTS, AND WALLS IN DISTRICT 6	\$ 5,257	Under Construction
C.H.A.R.T. Projects				
AT6204	-	MISCELLANEOUS-STATEWIDE CHART DMS DEPLOYMENT - PHASE 5	\$ 5,797	Under Construction
AT6205	-	MISCELLANEOUS-STATEWIDE CHART DMS DEPLOYMENT - PHASE 6	\$ 5,688	Under Construction
AX1225	-	SOC FLOOR RECONFIGURATION - CHART (CONSTRUCTION)	\$ 5,861	Under Construction
AZ0401	-	US 1 IN HOWARD, ANNE ARUNDEL, AND BALTIMORE COUNTIES	\$ 7,360	Under Construction
Environmental Preservation				
AT3132	-	AT VARIOUS LOCATIONS IN DISTRICTS 1 AND 2	\$ 255	FY 2023
AZ0791	-	AT VARIOUS LOCATIONS IN DISTRICT 6	\$ 355	FY 2023
AT0442	-	LANDSCAPE-AT VARIOUS LOCATIONS IN DISTRICT 5	\$ 1,963	Under Construction
AX4472	-	LANDSCAPE-AT VARIOUS LOCATIONS IN DISTRICT 3	\$ 403	Under Construction
AZ0715	-	AT VARIOUS LOCATIONS IN MONTGOMERY AND PRINCE GEORGE'S COUNTIES	\$ 553	Under Construction
Noise Barriers				
XX6701	-	NOISE ABATEMENT-NOISE BARRIER PRESERVATION AND REMEDIATION AT VARIOUS LOCATIONS	\$ 3,316	Under Construction

* Project funding enabled by IJIA increases.

MINOR PROJECTS PROGRAM
(Dollars in Thousands)

STATE HIGHWAY ADMINISTRATION - Statewide - LINE 9

PROJECT ID	ROUTE NUMBER	PROJECT NAME	TOTAL PROGRAMMED COST	STATUS
Resurface/Rehabilitate				
XX2261	-	SURFACE TREATMENT-AT VARIOUS LOCATIONS IN CALVERT, CHARLES AND SAINT MARY'S COUNTY	\$ 2,438	Completed
XX2262	-	AREAWIDE CHIP SEAL AND FOG SEAL IN CALVERT, CHARLES AND ST. MARY'S COUNTIES	\$ 735	Completed
XX3347	-	AT VARIOUS LOCATIONS IN DISTRICT 7	\$ 2,295	Completed
XX412J	-	ASPHALT PATCHING/BRIDGE APPROCHES AT VARIOUS LOCATIONS IN ANNE ARUNDEL COUNTY	\$ 947	Completed
XY2339	-	SIDEWALKS-AT VARIOUS LOCATIONS IN CAROLINE, CECIL, KENT, QUEEN ANNE'S AND TALBOT COUNTY	\$ 1,248	Completed
XY233E	-	AREAWIDE SIDEWALK UPGRADES IN DISTRICT 7	\$ 3,003	Completed
XY2373	-	GUARD RAIL-AT VARIOUS LOCATIONS IN MONTGOMERY AND PRINCE GEORGE'S COUNTIES	\$ 2,472	Completed
XY2418	-	AT VARIOUS LOCATIONS IN CAROLINE, CECIL, KENT, QUEEN ANNE'S AND TALBOT COUNTY	\$ 610	Completed
XY241G	-	AT VARIOUS LOCATIONS IN ANNE ARUNDEL,CALVERT,CHARLES AND ST. MARY'S COUNTY	\$ 1,059	Completed
XY2428	-	VARIOUS LOCATIONS IN DORCHESTER, SOMERSET, WICOMICO, AND WORCESTER COUNTIES	\$ 1,547	Completed
XY244D	-	AT VARIOUS LOCATIONS IN BALTIMORE AND HARFORD COUNTY	\$ 569	Completed
XY245B	-	GUARD RAIL-AT VARIOUS LOCATIONS IN DISTRICT 6	\$ 3,839	Completed
XY245D	-	AREAWIDE TRAFFIC BARRIER UPGRADES AT VARIOUS LOC IN BALTIMORE	\$ 4,141	Completed
XY2463	-	SIDEWALKS-AT VARIOUS LOCATIONS IN MONTGOMERY AND PRINCE GEORGE'S COUNTIES	\$ 2,937	Completed
XY246A	-	AT VARIOUS LOCATIONS IN MONTGOMERY AND PRINCE GEORGE'S COUNTIES	\$ 4,629	Completed
XY2479	-	TRAFFIC BARRIER UPGRADES AT VAR LOCATIONS IN CAROLINE, CECIL, KENT, QUEEN ANNE'S	\$ 1,288	Completed
XY2507	-	PAVEMENT MARKING-AT VARIOUS LOCATIONS IN DISTRICT 7	\$ 3,989	Completed
XY250C	-	AT VARIOUS LOCATIONS IN ANNE ARUNDEL, CALVERT, CHARLES	\$ 1,767	Completed
XY252H	-	UTBWC AT VARIOUS LOCATIONS IN CAROLINE, CECIL, KENT, QUEEN ANNE'S	\$ 2,670	Completed
XY258H	-	MICRO-SURFACING AND FOG SEAL VARIOUS LOCATIONS IN CAROLINE, CECIL, KENT, QUEEN ANNE'S	\$ 2,366	Completed
XX1325	-	AT VARIOUS LOCATIONS IN ANNE ARUNDEL, CALVERT, CHARLES, AND ST. MARY'S COUNTIES	\$ 974	FY 2023
XX1781	-	AT VARIOUS LOCATIONS - STATEWIDE	\$ 3,730	FY 2023
XX3764	-	SAFETY AND RESURFACE-AT VARIOUS LOCATIONS ON NHS IN BALTIMORE AND HARFORD COUNTIES	\$ 12,140	FY 2023
XX386B	-	SAFETY AND RESURFACE-AT VARIOUS LOCATIONS ON IS ROUTES IN BALTIMORE AND HARFORD COUNTIES	\$ 12,140	FY 2023

* Project funding enabled by IIJA increases.

MINOR PROJECTS PROGRAM
(Dollars in Thousands)

STATE HIGHWAY ADMINISTRATION - Statewide - LINE 9

PROJECT ID	ROUTE NUMBER	PROJECT NAME	TOTAL PROGRAMMED COST	STATUS
Resurface/Rehabilitate				
XY229J	-	SURFACE TREATMENT AT VARIOUS LOCATIONS IN MONTGOMERY AND PRINCE GEORGE'S COUNTIES	\$ 5,025	FY 2023
XY237F	-	AT VARIOUS LOCATIONS IN MONTGOMERY AND PRINCE GEORGE'S COUNTY	\$ 2,117	FY 2023
XY241U	-	AT VARIOUS LOCATIONS IN CARROLL, FREDERICK, AND HOWARD COUNTIES	\$ 3,060	FY 2023
XY244F	-	AT VARIOUS LOCATIONS IN CARROLL, FREDERICK, AND HOWARD COUNTIES	\$ 3,060	FY 2023
XY245F	-	AT VARIOUS LOCATIONS IN BALTIMORE AND HARFORD COUNTIES	\$ 6,847	FY 2023
XY2464	-	CONCRETE SIDEWALK AND PEDESTRIAN IMPROVEMENTS IN BALTIMORE AND HARFORD COUNTIES	\$ 2,457	FY 2023
XY246S	-	MILL AND RESURFACE AT VARIOUS LOCATIONS IN ALLEGANY, GARRETT, AND WASHINGTON COUNTIES	\$ 2,026	FY 2023
XY251M	-	PAVEMENT MARKING AT VARIOUS LOCATIONS IN CARROLL, FREDERICK, AND HOWARD COUNTIES	\$ 2,020	FY 2023
XY254A	-	PAVEMENT MARKING-AT VARIOUS LOCATIONS IN MONTGOMERY AND PRINCE GEORGE'S COUNTIES	\$ 3,963	FY 2023
XY2601	-	PATCHING AT VARIOUS LOCATIONS IN DORCHESTER, SOMERSET, WICOMICO AND WORCESTER COUNTIES	\$ 2,540	FY 2023
XY3419	-	AT VARIOUS LOCATIONS IN CECIL, KENT, QUEEN ANNE'S, CAROLINE, AND TALBOT COUNTIES	\$ 1,260	FY 2023
XX112A	-	VARIOUS INTERSTATES IN MONTGOMERY AND PRINCE GEORGE'S COUNTIES	\$ 5,499	Under Construction
XX1385	-	AT VARIOUS LOCATIONS IN CALVERT, CHARLES, AND ST. MARY'S COUNTIES	\$ 1,016	Under Construction
XX1535	-	AT VARIOUS LOCATIONS IN CAROLINE, TALBOT, KENT, AND QUEEN ANNE'S COUNTIES	\$ 1,930	Under Construction
XX1713	-	ASPHALT PATCHING/BRIDGE APPROACHES IN CALVERT, CHARLES, AND ST. MARY'S COUNTY	\$ 1,222	Under Construction
XX1771	-	HIGH FRICTION SURFACE TREATMENT AT VARIOUS LOCATIONS	\$ 7,315	Under Construction
XX1795	-	MICRO-SURFACING AT VARIOUS LOCATIONS IN AA, CA, CH, AND SM COUNTIES	\$ 2,611	Under Construction
XX2323	-	VARIOUS LOCATIONS IN DORCHESTER, SOMERSET, WICOMICO, AND WORCESTER COUNTIES	\$ 738	Under Construction
XX2331	-	VARIOUS LOCATIONS IN DORCHESTER, SOMERSET, WICOMICO, AND WORCESTER COUNTIES	\$ 1,114	Under Construction
XX2522	-	AT VAR LOCATIONS IN CE, KE, QA, CO, AND TA COUNTIES	\$ 2,322	Under Construction
XX3861	-	AREAWIDE PATCHING AND RESURFACING IN BALTIMORE AND HARFORD COUNTIES	\$ 11,839	Under Construction
XX3864	-	AT VARIOUS LOCATIONS IN BALTIMORE AND HARFORD COUNTIES ON NHS	\$ 14,450	Under Construction

* Project funding enabled by IJJA increases.

MINOR PROJECTS PROGRAM
(Dollars in Thousands)

STATE HIGHWAY ADMINISTRATION - Statewide - LINE 9

PROJECT ID	ROUTE NUMBER	PROJECT NAME	TOTAL PROGRAMMED COST	STATUS
Resurface/Rehabilitate				
XY229B	-	AT VARIOUS LOCATIONS IN MONTGOMERY AND PRINCE GEORGE'S COUNTIES	\$ 5,062	Under Construction
XY229G	-	MICRO-SURFACING AND CRACK SEALING AT VARIOUS LOCATIONS IN MONTGOMERY AND PRINCE GEORGE'S COUNTIES	\$ 3,351	Under Construction
XY233C	-	AT VARIOUS LOCATIONS IN CAROLINE, CECEIL, KENT AND QUEEN ANNES'S COUNTY	\$ 1,381	Under Construction
XY233M	-	AT VARIOUS LOCATIONS IN CARROLL, FREDERICK, AND HOWARD COUNTIES	\$ 2,219	Under Construction
XY237B	-	W-BEAM UPGRADES AT VARIOUS LOCATIONS IN MONTGOMERY AND PRINCE GEORGE'S COUNTIES	\$ 2,128	Under Construction
XY237G	-	AT VARIOUS LOCATIONS IN CARROLL, FREDERICK, AND HOWARD COUNTIES	\$ 4,598	Under Construction
XY242C	-	SIDEWALK, CONCRETE AND ADA COMPLIANCE IN ANNE ARUNDEL, CALVERT, AND CHARLES COUNTIES	\$ 1,214	Under Construction
XY243B	-	TRAFFIC BARRIER UPGRADES AT VARIOUS LOCATIONS IN AA, CA, CH, AND SM COUNTIES	\$ 1,722	Under Construction
XY244E	-	CHIP SEAL IN CAROLINE, CECIL, KENT, QUEEN ANNE'S AND TALBOT COUNTY	\$ 1,163	Under Construction
XY244J	-	AT VARIOUS LOCATIONS IN CALVERT, CHARLES, AND ST. MARY'S COUNTIES	\$ 916	Under Construction
XY245K	-	VARIOUS LOCATIONS IN ALLEGANY, GARRETT AND WASHINGTON COUNTIES	\$ 2,840	Under Construction
XY247B	-	VARIOUS LOCATIONS IN DORCHESTER, SOMERSET, WICOMICO AND WORCESTER COUNTIES	\$ 963	Under Construction
XY2508	-	PAVEMENT MARKINGS CORRIDOR LINE STRIPING, ALLEGANY AND GARRETT COUNTIES	\$ 3,725	Under Construction
XY2509	-	AT VARIOUS LOCATIONS IN CE, KE, QA, CO, AND TA COUNTIES	\$ 864	Under Construction
XY250A	-	THERMOPLASTIC THINLINE STRIPING IN MONTGOMERY AND PRINCE GEORGE'S COUNTIES	\$ 1,903	Under Construction
XY250B	-	THERMOPLASTIC THINLINE STRIPING IN BALTIMORE AND HARFORD COUNTIES	\$ 2,298	Under Construction
XY250K	-	AT VARIOUS IN ANNE ARUNDEL, CALVERT, CHARLES, SAINT MARY'S COUNTIES	\$ 1,146	Under Construction
XY251C	-	AT VARIOUS LOCATIONS IN BALTIMORE AND HARFORD COUNTIES	\$ 1,164	Under Construction
XY251E	-	ROADWAY LINE STRIPING IN CARROLL, FREDERICK, AND HOWARD COUNTIES	\$ 2,659	Under Construction
XY2543	-	LINE STRIPING AT VARIOUS LOCATIONS IN MONTGOMERY AND PRINCE GEORGE'S COUNTIES	\$ 1,614	Under Construction
XY2545	-	WATERBORNE PAINT STRIPING AT VARIOUS LOCATIONS; AA, CA, CH, AND SM COUNTIES	\$ 719	Under Construction
XY7122	-	AT VARIOUS LOCATIONS WEST OF US 1 IN HARFORD COUNTY	\$ 7,428	Under Construction

* Project funding enabled by IJJA increases.

MINOR PROJECTS PROGRAM
(Dollars in Thousands)

STATE HIGHWAY ADMINISTRATION - Statewide - LINE 9

PROJECT ID	ROUTE NUMBER	PROJECT NAME	TOTAL PROGRAMMED COST	STATUS
Resurface/Rehabilitate				
XY8081	-	AT VARIOUS LOCATIONS IN CHARLES COUNTY	\$ 7,486	Under Construction
XY8181	-	AT VARIOUS LOCATIONS IN ST. MARY'S COUNTY	\$ 6,564	Under Construction
Safety/Spot Improvement				
XX2283	-	RPM-AT VARIOUS LOCATIONS IN PRINCE GEORGE'S AND MONTGOMERY COUNTIES	\$ 2,600	FY 2023
XX228M	-	RPM-AT VARIOUS LOCATIONS IN CARROLL, FREDERICK AND HOWARD COUNTIES	\$ 3,030	FY 2023
XX2342	-	AT VARIOUS LOCATIONS IN CECIL, KENT, QUEEN ANNE'S, TALBOT, AND CAROLINE COUNTIES	\$ 1,816	FY 2023
XX2367	-	GUARD RAIL-AT VARIOUS LOCATIONS IN CARROLL, FREDERICK, AND HOWARD COUNTIES	\$ 2,150	FY 2023
XY253B	-	AT VARIOUS LOCATIONS IN BALTIMORE AND HARFORD COUNTIES	\$ 5,765	FY 2023
AW4652	-	DRAINAGE IMPROVEMENT-AT VARIOUS LOCATIONS IN DISTRICT 2	\$ 3,875	Under Construction
AX7662	-	DRAINAGE IMPROVEMENT-SWM AT VARIOUS LOCATIONS IN DISTRICT 7 - GROUP 1	\$ 7,605	Under Construction
XX1334	-	AREAWIDE SAFETY AND OPERATIONS IMPROVEMENTS FOR LOCATIONS IN BALTIMORE AND HARFORD COUNTIES	\$ 7,891	Under Construction
XX1674	-	DRAINAGE IMPROVEMENT-AT VARIOUS LOCATIONS IN DISTRICT 1	\$ 4,580	Under Construction
XX1911	-	AT VARIOUS LOCATIONS IN DORCHESTER, SOMERSET, WICOMICO, AND WORCESTER COUNTIES	\$ 721	Under Construction
XX228C	-	RPM'S AT VARIOUS LOCATIONS IN AA, CAL, CH,	\$ 1,264	Under Construction
XX228D	-	AT VARIOUS LOCATIONS IN ALLEGANY, GARRETT AND WASHINGTON COUNTY	\$ 906	Under Construction
XX228E	-	INSTALL RAISED PAVEMENT MARKERS AT VAR LOCATIONS IN CAR, FRED AND HOW COUNTIES	\$ 1,379	Under Construction
XX228K	-	AT VARIOUS LOCATIONS IN ANNE ARUNDEL, CALVERT, CHARLES, AND ST MARY'S COUNTIES	\$ 1,245	Under Construction
XX2293	-	GEOMETRIC IMPROVEMENTS-AT VARIOUS LOCATIONS IN PRINCE GEORGE'S AND MONTGOMERY COUNTY	\$ 6,422	Under Construction
XX2345	-	AT VARIOUS LOCATIONS IN ANNE ARUNDEL, CALVERT, CHARLES, AND SAINT MARY'S COUNTIES	\$ 407	Under Construction
XX3674	-	ADA SIDEWALK UPGRADES IN BALTIMORE AND HARFORD COUNTIES	\$ 3,516	Under Construction
Traffic Management				
XX1841	-	SIGNALIZATION-AT VARIOUS LOCATIONS STATEWIDE	\$ 11,904	FY 2023
XX1941	-	SIGNING-AT VARIOUS LOCATIONS IN CE, CO, KE, QA, TA, DO, SO, WI, AND WO COUNTIES	\$ 8,565	FY 2023

* Project funding enabled by IJJA increases.

MINOR PROJECTS PROGRAM
(Dollars in Thousands)

STATE HIGHWAY ADMINISTRATION - Statewide - LINE 9

PROJECT ID	ROUTE NUMBER	PROJECT NAME	TOTAL PROGRAMMED COST	STATUS
Traffic Management				
XX4541	-	AT VARIOUS LOCATIONS IN ALLEGANY, GARRETT, WASHINGTON, CARROLL, FREDERICK, AND HOWARD COUNTIES	\$ 12,389	FY 2023
XX1422	-	SIGNALIZATION-AT VARIOUS LOCATIONS IN DISTRICTS 1 & 2	\$ 6,132	Under Construction
XX1423	-	SIGNALIZATION-AT VARIOUS LOCATIONS IN DISTRICT 3	\$ 9,570	Under Construction
XX1424	-	SIGNALIZATION-AT VARIOUS LOCATIONS IN DISTRICT 4	\$ 7,224	Under Construction
XX1426	-	SIGNALIZATION-AT VARIOUS LOCATIONS IN DISTRICTS 6 & 7	\$ 7,147	Under Construction
XX142A	-	SIGNALIZATION-AT VARIOUS LOCATIONS STATEWIDE	\$ 8,632	Under Construction
XX1451	-	LIGHTING - AT VARIOUS LOCATIONS IN DISTRICT 6 & 7	\$ 5,271	Under Construction
XX6602	-	MOD/INSTALL/RECON OF LIGHTING - DO, SO, WI, WO, CO, CE, KE, QA, TA, BA, HA COUNTIES	\$ 2,219	Under Construction
XY1851	-	MOD/INSTALL/RECON OF SIGNING - DISTRICTS 3, 4 & 5	\$ 8,683	Under Construction

* Project funding enabled by IJJA increases.