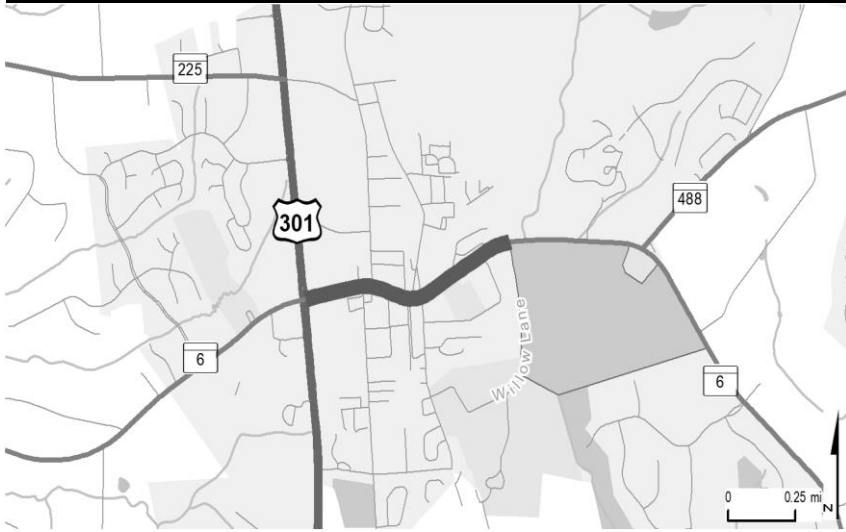




***CHARLES COUNTY***



**PROJECT:** MD 6, Charles Street

**DESCRIPTION:** Safety and accessibility improvements between US 301 and Willow Lane.

**PURPOSE & NEED SUMMARY STATEMENT:** This project will improve safety and accessibility for vulnerable users along MD 6 in La Plata.

**STATE GOALS: Maryland Transportation Plan (MTP) Goals/Selection Criteria:**

- Safe, Secure, and Resilient
- Maintain & Modernize
- Economic Opportunity & Reduce Congestion
- Better Transportation Choices & Connections
- Quality & Efficiency
- Environmental Protection
- Fiscal Responsibility

**SMART GROWTH STATUS:**  Project Not Location Specific  Not Subject to PFA Law

- Project Inside PFA
- Project Outside PFA
- PFA Status Yet to Be Determined
- Grandfathered
- Exception Will Be Required
- Exception Granted

**STATUS:** Engineering underway.

**EXPLANATION:** This project will improve safety and accessibility for vulnerable users along MD 6 in La Plata.

**SIGNIFICANT CHANGE FROM FY 2022 - 27 CTP:** Added to the construction program. Additional project funding enabled by IJA increases.

<b>POTENTIAL FUNDING SOURCE:</b>											
<input checked="" type="checkbox"/> SPECIAL <input checked="" type="checkbox"/> FEDERAL <input type="checkbox"/> GENERAL <input type="checkbox"/> OTHER											
PHASE	TOTAL		EXPENDED IN 2022	CURRENT YEAR 2023	BUDGET YEAR 2024	PROJECTED CASH REQUIREMENTS FOR PLANNING PURPOSES ONLY				SIX YEAR TOTAL	BALANCE TO COMPLETE
	ESTIMATED COST (\$000)	EXPENDED THRU 2022				...2025...	...2026...	...2027...	...2028...		
Planning	0	0	0	0	0	0	0	0	0	0	0
Engineering	1,395	0	0	315	360	360	360	0	0	1,395	0
Right-of-way	500	0	0	0	0	250	250	0	0	500	0
Utilities	2,499	0	0	0	0	0	735	882	882	2,499	0
Construction	7,000	0	0	0	0	0	0	0	1,026	1,026	5,974
<b>Total</b>	<b>11,394</b>	<b>0</b>	<b>0</b>	<b>315</b>	<b>360</b>	<b>610</b>	<b>1,345</b>	<b>882</b>	<b>1,908</b>	<b>5,420</b>	<b>5,974</b>
Federal-Aid	9,855	0	0	284	324	349	1,011	794	1,717	4,478	5,377
Special	1,539	0	0	32	36	261	335	88	191	942	597
Other	0	0	0	0	0	0	0	0	0	0	0

**Classification:**

STATE - Minor Arterial

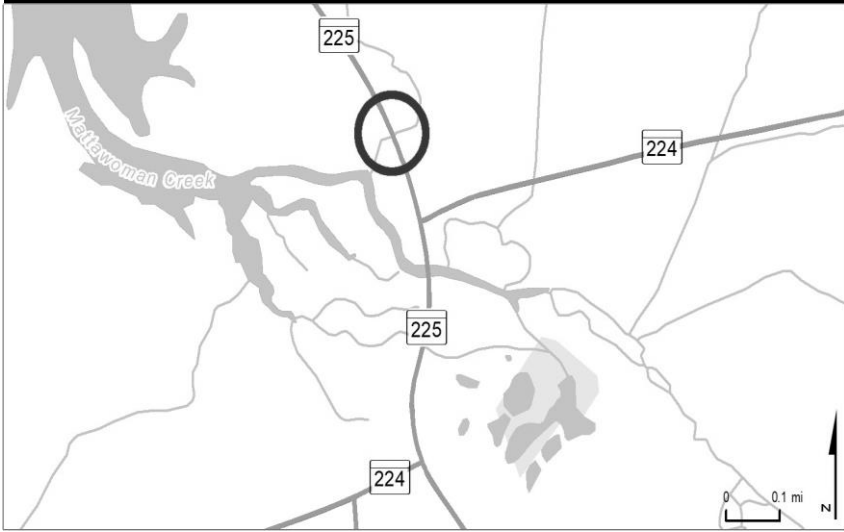
FEDERAL - Minor Arterial

STATE SYSTEM: Secondary

**Estimated Annual Average Daily Traffic (vehicles per day)**

**CURRENT (2022)** 22,000

**PROJECTED (2042)** 26,400



**PROJECT:** MD 225, Hawthorne Road

**DESCRIPTION:** Replacement of Bridge No. 0802100 over Mattawoman Creek.

**PURPOSE & NEED SUMMARY STATEMENT:** The existing structure, built in 1951, is nearing the end of its useful service life and is poor rated.

**STATE GOALS: Maryland Transportation Plan (MTP) Goals/Selection Criteria:**

- |  |   |
|--|---|
| <input checked="" type="checkbox"/> Safe, Secure, and Resilient      | <input type="checkbox"/> Quality & Efficiency     |
| <input checked="" type="checkbox"/> Maintain & Modernize             | <input type="checkbox"/> Environmental Protection |
| <input type="checkbox"/> Economic Opportunity & Reduce Congestion    | <input type="checkbox"/> Fiscal Responsibility    |
| <input type="checkbox"/> Better Transportation Choices & Connections |   |

**SMART GROWTH STATUS:**  Project Not Location Specific  Not Subject to PFA Law

- |  |       |   |
|--|-------|---|
| <input type="checkbox"/> Project Inside PFA              | ----- | <input type="checkbox"/> Grandfathered              |
| <input type="checkbox"/> Project Outside PFA             |       | <input type="checkbox"/> Exception Will Be Required |
| <input type="checkbox"/> PFA Status Yet to Be Determined |       | <input type="checkbox"/> Exception Granted          |

**STATUS:** Engineering underway.

**EXPLANATION:** The existing bridge is rated poor.

**SIGNIFICANT CHANGE FROM FY 2022 - 27 CTP:** None.

PHASE	TOTAL		POTENTIAL FUNDING SOURCE:								SIX YEAR TOTAL	BALANCE TO COMPLETE
	ESTIMATED COST (\$'000)	EXPENDED THRU 2022	EXPENDED IN 2022	CURRENT YEAR 2023	BUDGET YEAR 2024	PROJECTED CASH REQUIREMENTS FOR PLANNING PURPOSES ONLY						
						...2025...	...2026...	...2027...	...2028...			
Planning	0	0	0	0	0	0	0	0	0	0	0	0
Engineering	1,189	946	187	243	0	0	0	0	0	0	243	0
Right-of-way	0	0	0	0	0	0	0	0	0	0	0	0
Utilities	437	108	108	329	0	0	0	0	0	0	329	0
Construction	2,068	0	0	231	1,072	765	0	0	0	0	2,068	0
<b>Total</b>	<b>3,694</b>	<b>1,054</b>	<b>295</b>	<b>803</b>	<b>1,072</b>	<b>765</b>	<b>0</b>	<b>0</b>	<b>0</b>	<b>0</b>	<b>2,640</b>	<b>0</b>
Federal-Aid	2,801	298	286	757	1,019	727	0	0	0	0	2,503	0
Special	893	757	10	46	53	38	0	0	0	0	137	0
Other	0	0	0	0	0	0	0	0	0	0	0	0

**Classification:**

STATE - Intermediate Arterial

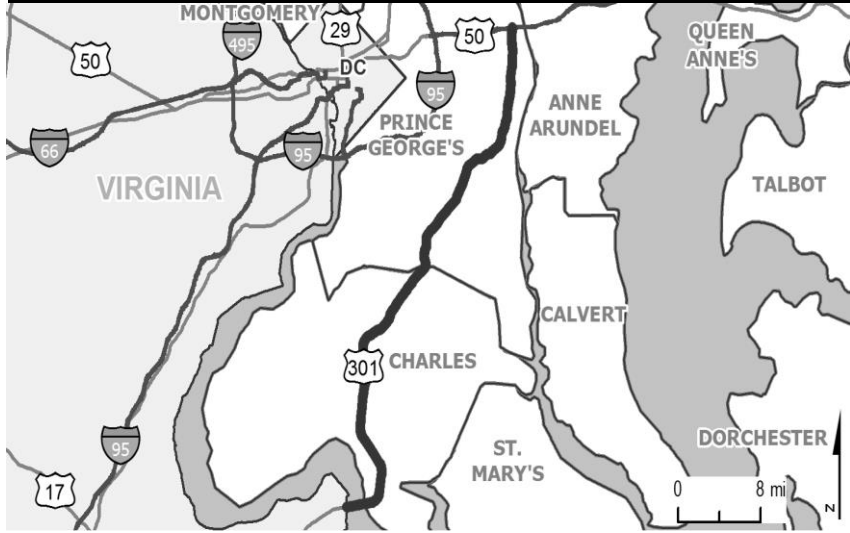
FEDERAL - Minor Arterial

STATE SYSTEM: Secondary

**Estimated Annual Average Daily Traffic (vehicles per day)**

**CURRENT (2022)** 11,200

**PROJECTED (2042)** 13,300



**PROJECT:** US 301, South Corridor Transportation Study

**DESCRIPTION:** The South Corridor Transportation Study is a multimodal study of US 301 corridor highway and transit improvements between the Potomac River/Virginia state line and I-95/US 50 (50.3 miles).

**PURPOSE & NEED SUMMARY STATEMENT:** This study will address transportation needs along the US 301 corridor in Charles and Prince George's counties.

**SMART GROWTH STATUS:**  Project Not Location Specific  Not Subject to PFA Law

Project Inside PFA  
 Project Outside PFA  
 PFA Status Yet to Be Determined
 
 Grandfathered  
 Exception Will Be Required  
 Exception Granted

**STATUS:** Project on hold.

**SIGNIFICANT CHANGE FROM FY 2022 - 27 CTP:** None.

POTENTIAL FUNDING SOURCE:											
<input checked="" type="checkbox"/> SPECIAL <input checked="" type="checkbox"/> FEDERAL <input type="checkbox"/> GENERAL <input type="checkbox"/> OTHER											
PHASE	TOTAL		EXPENDED IN 2022	CURRENT YEAR 2023	BUDGET YEAR 2024	PROJECTED CASH REQUIREMENTS FOR PLANNING PURPOSES ONLY				SIX YEAR TOTAL	BALANCE TO COMPLETE
	ESTIMATED COST (\$000)	EXPENDED THRU 2022				...2025...	...2026...	...2027...	...2028...		
Planning	10,749	10,749	0	0	0	0	0	0	0	0	0
Engineering	0	0	0	0	0	0	0	0	0	0	0
Right-of-way	45,008	45,008	0	0	0	0	0	0	0	0	0
Utilities	0	0	0	0	0	0	0	0	0	0	0
Construction	0	0	0	0	0	0	0	0	0	0	0
<b>Total</b>	<b>55,757</b>	<b>55,757</b>	<b>0</b>	<b>0</b>	<b>0</b>	<b>0</b>	<b>0</b>	<b>0</b>	<b>0</b>	<b>0</b>	<b>0</b>
Federal-Aid	9,055	9,055	0	0	0	0	0	0	0	0	0
Special	46,702	46,702	0	0	0	0	0	0	0	0	0
Other	0	0	0	0	0	0	0	0	0	0	0

**Classification:**

STATE - Principal Arterial

FEDERAL - Other Principal Arterial

STATE SYSTEM: Primary

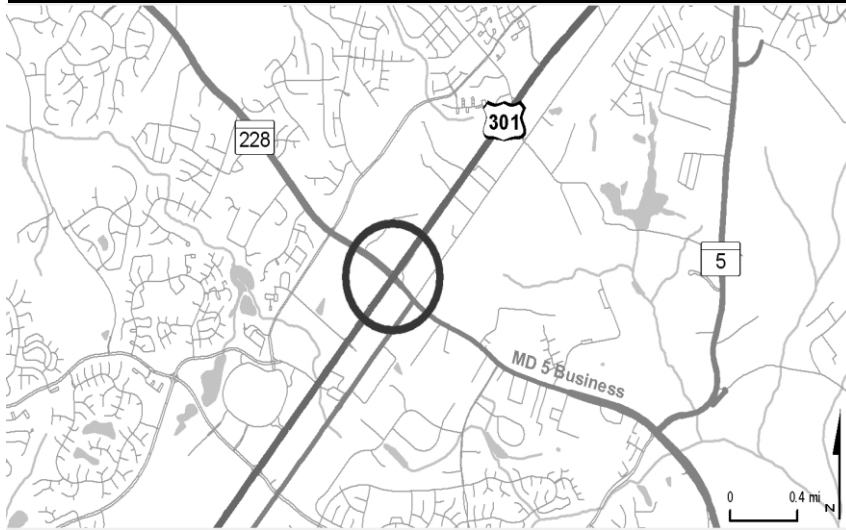
**Estimated Annual Average Daily Traffic (vehicles per day)**

**CURRENT (2022)** 17,600 - 59,900 (Charles)

95,800 (Prince George's)

**PROJECTED (2042)** 45,000 - 82,050 (Charles)

127,400 (Prince George's)



**PROJECT:** US 301, Crain Highway

**DESCRIPTION:** Study to upgrade US 301 intersection at MD 228/MD 5 Business.

**PURPOSE & NEED SUMMARY STATEMENT:** Project will improve safety and mobility for planned development.

**SMART GROWTH STATUS:**  Project Not Location Specific  Not Subject to PFA Law

Project Inside PFA  Grandfathered  
 Project Outside PFA  Exception Will Be Required  
 PFA Status Yet to Be Determined  Exception Granted

**STATUS:** Project on hold.

**SIGNIFICANT CHANGE FROM FY 2022 - 27 CTP:** None.

POTENTIAL FUNDING SOURCE: <input checked="" type="checkbox"/> SPECIAL <input type="checkbox"/> FEDERAL <input type="checkbox"/> GENERAL <input type="checkbox"/> OTHER											
PHASE	TOTAL		EXPENDED IN 2022	CURRENT YEAR 2023	BUDGET YEAR 2024	PROJECTED CASH REQUIREMENTS FOR PLANNING PURPOSES ONLY				SIX YEAR TOTAL	BALANCE TO COMPLETE
	ESTIMATED COST (\$000)	EXPENDED THRU 2022				...2025...	...2026...	...2027...	...2028...		
Planning	12,951	12,951	0	0	0	0	0	0	0	0	0
Engineering	0	0	0	0	0	0	0	0	0	0	0
Right-of-way	0	0	0	0	0	0	0	0	0	0	0
Utilities	0	0	0	0	0	0	0	0	0	0	0
Construction	0	0	0	0	0	0	0	0	0	0	0
<b>Total</b>	<b>12,951</b>	<b>12,951</b>	<b>0</b>	<b>0</b>	<b>0</b>	<b>0</b>	<b>0</b>	<b>0</b>	<b>0</b>	<b>0</b>	<b>0</b>
Federal-Aid	0	0	0	0	0	0	0	0	0	0	0
Special	12,951	12,951	0	0	0	0	0	0	0	0	0
Other	0	0	0	0	0	0	0	0	0	0	0

**Classification:**

STATE - Principal Arterial

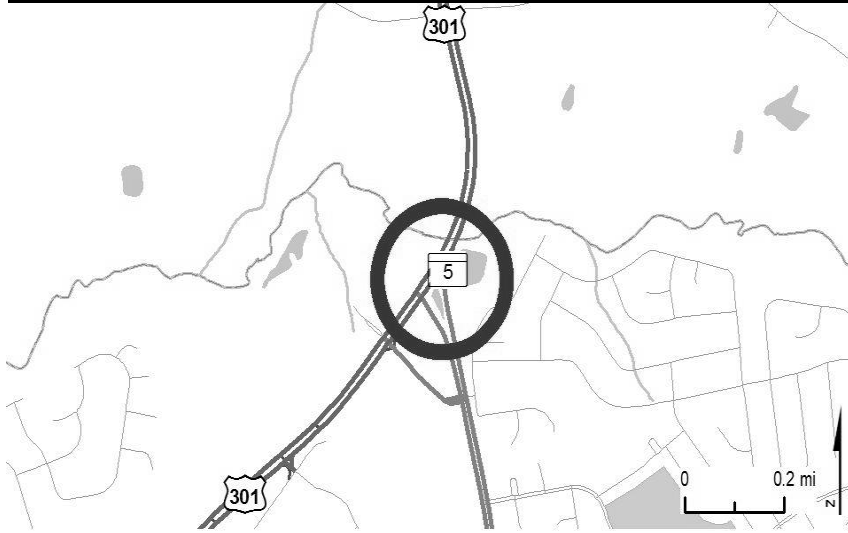
FEDERAL - Other Principal Arterial

STATE SYSTEM: Primary

**Estimated Annual Average Daily Traffic (vehicles per day)**

**CURRENT (2022)** 57,800 (Charles)

**PROJECTED (2042)** 79,800 (Charles)



**PROJECT:** US 301, Crain Highway

**DESCRIPTION:** Construct a new flyover from southbound US 301 to MD 5 (Mattawoman Beantown Road).

**PURPOSE & NEED SUMMARY STATEMENT:** Project will improve safety and mobility for planned development.

**SMART GROWTH STATUS:**  Project Not Location Specific  Not Subject to PFA Law  
 Project Inside PFA  Project Outside PFA  PFA Status Yet to Be Determined  
 Grandfathered  Exception Will Be Required  Exception Granted

**STATUS:** Project on hold.

**SIGNIFICANT CHANGE FROM FY 2022 - 27 CTP:** None.

POTENTIAL FUNDING SOURCE: <input checked="" type="checkbox"/> SPECIAL <input type="checkbox"/> FEDERAL <input type="checkbox"/> GENERAL <input type="checkbox"/> OTHER											
PHASE	TOTAL		EXPENDED IN 2022	CURRENT YEAR 2023	BUDGET YEAR 2024	PROJECTED CASH REQUIREMENTS FOR PLANNING PURPOSES ONLY				SIX YEAR TOTAL	BALANCE TO COMPLETE
	ESTIMATED COST (\$000)	EXPENDED THRU 2022				...2025...	...2026...	...2027...	...2028...		
Planning	0	0	0	0	0	0	0	0	0	0	0
Engineering	0	0	0	0	0	0	0	0	0	0	0
Right-of-way	0	0	0	0	0	0	0	0	0	0	0
Utilities	0	0	0	0	0	0	0	0	0	0	0
Construction	0	0	0	0	0	0	0	0	0	0	0
<b>Total</b>	<b>0</b>	<b>0</b>	<b>0</b>	<b>0</b>	<b>0</b>	<b>0</b>	<b>0</b>	<b>0</b>	<b>0</b>	<b>0</b>	<b>0</b>
Federal-Aid	0	0	0	0	0	0	0	0	0	0	0
Special	0	0	0	0	0	0	0	0	0	0	0
Other	0	0	0	0	0	0	0	0	0	0	0

**Classification:**

STATE - Primary Arterial

FEDERAL - Other Principal Arterial

STATE SYSTEM: Primary

**Estimated Annual Average Daily Traffic (vehicles per day)**

**CURRENT (2022)** 96,700 (US 301)

**PROJECTED (2042)** 127,400 (US 301)

**MINOR PROJECTS PROGRAM**  
(Dollars in Thousands)

**STATE HIGHWAY ADMINISTRATION - Charles County - LINE 6**

PROJECT ID	ROUTE NUMBER	PROJECT NAME	TOTAL PROGRAMMED COST	STATUS
<b><u>Resurface/Rehabilitate</u></b>				
XY7081	-	MILL AND RESURFACE-AT VARIOUS LOCATIONS IN CHARLES COUNTY	\$ 8,847	Under Construction
<b><u>Safety/Spot Improvement</u></b>				
CH2411	MD225	HAWTHORNE ROAD-DRAINAGE IMPROVEMENT-EAST OF PRESWICKE LANE	\$ 1,207	FY 2023
CH1861	MD228	BERRY ROAD; LEFT TURN AT WESTERN PARKWAY	\$ 1,548	Under Construction
<b><u>Transportation Alternatives Program</u></b>				
CH3681	-	BICYCLE-PEDESTRIAN ROUTE-INDIAN HEAD BOARDWALK	\$ 2,704	Completed
CH1231	-	INDIAN HEAD TRAILHEAD RESTROOM	\$ 360	FY 2024
CHNEW1	-	MILL HILL ROAD - PEDESTRIAN IMPROVEMENTS - FROM HOMECOMING LANE TO DAVIS ROAD	\$ 515	FY 2024

\* Project funding enabled by IIJA increases.