

**MDOT**<sup>TM</sup>  
MARYLAND DEPARTMENT  
OF TRANSPORTATION

**THE SECRETARY'S OFFICE**

**THE SECRETARY'S OFFICE  
CAPITAL PROGRAM SUMMARY  
(\$ MILLIONS)**

|  | <u>FY 2022</u> | <u>FY 2023</u> | <u>FY 2024</u> | <u>FY 2025</u> | <u>FY 2026</u> | <u>FY 2027</u> | <u>SIX - YEAR<br/>TOTAL</u> |
|--|----------------|----------------|----------------|----------------|----------------|----------------|-----------------------------|
| <b><u>Major Construction Program</u></b>                 | <b>25.1</b>    | <b>18.2</b>    | <b>11.3</b>    | <b>5.9</b>     | <b>2.5</b>     | <b>2.6</b>     | <b>65.6</b>                 |
| Expansion/Efficiency                                     | 3.8            | 3.1            | 2.7            | 1.9            | 2.2            | 2.3            | 16.0                        |
| Local Funding  | 12.2           | 3.7            | 1.9            | 3.8            | -              | -              | 21.6                        |
| Environment  | 0.3            | 0.3            | 0.3            | 0.3            | 0.3            | 0.3            | 1.6                         |
| Administration   | 8.8            | 11.2           | 6.5            | -              | -              | -              | 26.4                        |
| <b><u>Major Development &amp; Evaluation Program</u></b> | <b>5.2</b>     | <b>0.9</b>     | <b>-</b>       | <b>-</b>       | <b>-</b>       | <b>-</b>       | <b>6.1</b>                  |
| Expansion/Efficiency                                     | 5.2            | 0.9            | -              | -              | -              | -              | 6.1                         |
| <b><u>Minor Program</u></b>                              | <b>22.4</b>    | <b>26.9</b>    | <b>12.5</b>    | <b>8.1</b>     | <b>6.8</b>     | <b>6.6</b>     | <b>83.2</b>                 |
| System Preservation                                      | 0.8            | 0.6            | -              | -              | -              | -              | 1.4                         |
| Expansion/Efficiency                                     | 2.7            | 0.2            | -              | -              | -              | -              | 2.9                         |
| Safety & Security  | 0.5            | 0.7            | 0.2            | 0.2            | 0.2            | 0.2            | 2.2                         |
| Local Funding  | 0.3            | 1.4            | 0.6            | 0.3            | 0.3            | 0.3            | 3.3                         |
| Environment  | 3.2            | 3.9            | 2.3            | 1.2            | 1.2            | 1.2            | 13.1                        |
| Administration   | 14.8           | 20.2           | 9.3            | 6.3            | 5.0            | 4.8            | 60.4                        |
| <b><u>Capital Salaries, Wages &amp; Other Costs</u></b>  | <b>2.0</b>     | <b>2.0</b>     | <b>2.0</b>     | <b>2.0</b>     | <b>2.0</b>     | <b>2.0</b>     | <b>12.0</b>                 |
| <b>TOTAL</b>   | <b>54.6</b>    | <b>48.1</b>    | <b>25.7</b>    | <b>16.1</b>    | <b>11.3</b>    | <b>11.1</b>    | <b>166.9</b>                |
| Special Funds  | 40.3           | 45.9           | 25.5           | 15.9           | 11.1           | 10.9           | 149.6                       |
| Federal Funds  | 4.6            | 2.0            | 0.2            | 0.2            | 0.2            | 0.2            | 7.3                         |
| Other Funds  | 9.7            | 0.2            | -              | -              | -              | -              | 9.9                         |



**PROJECT:** Transportation Alternatives Program

**DESCRIPTION:** Projects that may be considered include: pedestrian or bicycle facilities; provision of safety and educational activities for pedestrians and bicyclists, acquisition of scenic easements and scenic or historic sites; scenic or historic highway programs; landscaping and other beautification; historic preservation; rehabilitation and operation of historic transportation buildings, structures or facilities - including historic railroad facilities and canals; preservation of abandoned railway corridors - including conversion for use as bicycle or pedestrian trails; archaeological planning and research. Project sponsors are required to provide matching funds.

**PURPOSE & NEED SUMMARY STATEMENT:** Transportation enhancements are projects that will add community and environmental value to the transportation system. The Moving Ahead for Progress in the 21st Century Act's (MAP-21) Transportation Alternatives Program provides that 2% of the apportioned funds be set aside for the program. This new program now includes eligibility for most projects that used to be funded under the Transportation Enhancement Program, as well as Recreational Trails and Safe Routes to School programs.

**STATE GOALS : Maryland Transportation Plan (MTP) Goals/Selection Criteria:**

- Safe, Secure, and Resilient
- Maintain & Modernize
- Economic Opportunity & Reduce Congestion
- Better Transportation Choices & Connections
- Quality & Efficiency
- Environmental Protection
- Fiscal Responsibility

- SMART GROWTH STATUS:**
- Project Not Location Specific
  - Not Subject to PFA Law
  - Project Inside PFA
  - Project Outside PFA
  - PFA Status Yet to Be Determined
  - Grandfathered
  - Exception Will Be Required
  - Exception Granted

**EXPLANATION:** Transportation Alternatives projects will improve connectivity by enhancing pedestrian and bicycle mobility. In addition to environmental improvements such as treatment of roadway runoff, tree planting and preservation of historical

**STATUS:** Projects approved for funding appear in the State Highway Administration's Safety, Congestion Relief, Highway and Bridge Preservation Program.

| POTENTIAL FUNDING SOURCE: <input checked="" type="checkbox"/> SPECIAL <input checked="" type="checkbox"/> FEDERAL <input type="checkbox"/> GENERAL <input type="checkbox"/> OTHER |                |               |               |               |               |                            |               |               |               |               |            |
|---|----------------|---------------|---------------|---------------|---------------|----------------------------|---------------|---------------|---------------|---------------|------------|
| PHASE   | TOTAL          |               | PREVIOUS YEAR | CURRENT YEAR  | BUDGET YEAR   | PLANNING                   |               |               |               | SIX YEAR      | BALANCE TO |
|   | ESTIMATED COST | EXPENDED THRU |               |               |               | FOR PLANNING PURPOSES ONLY |               |               |               |               |            |
|   | (\$000)        | CLOSE YEAR    | 2021          | 2022          | 2023          | ...2024...                 | ...2025...    | ...2026...    | ...2027...    | YEAR          | TO         |
| Planning  | 3,413          | 3,413         | 952           | 0             | 0             | 0                          | 0             | 0             | 0             | 0             | 0          |
| Engineering   | 12,691         | 731           | 124           | 1,960         | 2,000         | 2,000                      | 2,000         | 2,000         | 2,000         | 11,960        | 0          |
| Right-of-way  | 260            | 260           | 0             | 0             | 0             | 0                          | 0             | 0             | 0             | 0             | 0          |
| Utility   | 0              | 0             | 0             | 0             | 0             | 0                          | 0             | 0             | 0             | 0             | 0          |
| Construction  | 101,821        | 25,977        | 8,729         | 12,386        | 12,594        | 12,657                     | 12,847        | 12,689        | 12,671        | 75,844        | 0          |
| <b>Total</b>  | <b>118,186</b> | <b>30,382</b> | <b>9,805</b>  | <b>14,346</b> | <b>14,594</b> | <b>14,657</b>              | <b>14,847</b> | <b>14,689</b> | <b>14,671</b> | <b>87,804</b> | <b>0</b>   |
| Federal-Aid   | 90,835         | 22,373        | 7,364         | 11,347        | 11,399        | 11,414                     | 11,462        | 11,422        | 11,418        | 68,462        | 0          |
| Special   | 27,351         | 8,009         | 2,441         | 2,999         | 3,195         | 3,243                      | 3,385         | 3,267         | 3,253         | 19,342        | 0          |
| Other   | 0              | 0             | 0             | 0             | 0             | 0                          | 0             | 0             | 0             | 0             | 0          |

**SIGNIFICANT CHANGE FROM FY 2021 - 26 CTP:** Added funding in FY27.

STIP REFERENCE #State6



**PROJECT:** Transportation Emission Reduction Program

**DESCRIPTION:** The object of the program is the reduction of traffic congestion and/or mobile source emissions. This program will incorporate and expand proven strategies to reduce emissions in Maryland's air quality non-attainment areas.

**PURPOSE & NEED SUMMARY STATEMENT:** The Federal Clean Air Act requires transportation programs to remain in step with State air quality plans. Fifteen counties are in air quality non-attainment or maintenance status. Worsening traffic congestion in the Baltimore/Washington metropolitan area negatively impacts the quality of life for Maryland citizens. This program will help address these issues by implementing projects that will achieve measurable reductions in mobile source emissions. These reductions are important to the annual air quality conformity analysis for the Department's transportation plans and programs and to help reduce Greenhouse Gas emissions.

**SMART GROWTH STATUS:**  Project Not Location Specific  Not Subject to PFA Law  
 Project Inside PFA  Grandfathered  
 Project Outside PFA  Exception Will Be Required  
 PFA Status Yet to Be Determined  Exception Granted

**STATUS:** Ongoing

| POTENTIAL FUNDING SOURCE: <input checked="" type="checkbox"/> SPECIAL <input type="checkbox"/> FEDERAL <input type="checkbox"/> GENERAL <input type="checkbox"/> OTHER |                |               |               |              |              |                            |              |              |              |               |            |
|--|----------------|---------------|---------------|--------------|--------------|----------------------------|--------------|--------------|--------------|---------------|------------|
| PHASE  | TOTAL          |               | PREVIOUS YEAR | CURRENT YEAR | BUDGET YEAR  | PLANNING                   |              |              |              | SIX YEAR      | BALANCE TO |
|  | ESTIMATED COST | EXPENDED THRU |               |              |              | FOR PLANNING PURPOSES ONLY |              |              |              |               |            |
|  | (\$000)        | CLOSE YEAR    | 2021          | 2022         | 2023         | ...2024...                 | ...2025...   | ...2026...   | ...2027...   |               |            |
| Planning   | 0              | 0             | 0             | 0            | 0            | 0                          | 0            | 0            | 0            | 0             | 0          |
| Engineering  | 0              | 0             | 0             | 0            | 0            | 0                          | 0            | 0            | 0            | 0             | 0          |
| Right-of-way   | 0              | 0             | 0             | 0            | 0            | 0                          | 0            | 0            | 0            | 0             | 0          |
| Utility  | 0              | 0             | 0             | 0            | 0            | 0                          | 0            | 0            | 0            | 0             | 0          |
| Construction   | 68,873         | 52,472        | 2,064         | 3,939        | 2,295        | 2,935                      | 2,146        | 2,512        | 2,576        | 16,401        | 0          |
| <b>Total</b>   | <b>68,873</b>  | <b>52,472</b> | <b>2,064</b>  | <b>3,939</b> | <b>2,295</b> | <b>2,935</b>               | <b>2,146</b> | <b>2,512</b> | <b>2,576</b> | <b>16,401</b> | <b>0</b>   |
| Federal-Aid  | 0              | 0             | 0             | 0            | 0            | 0                          | 0            | 0            | 0            | 0             | 0          |
| Special  | 68,873         | 52,472        | 2,064         | 3,939        | 2,295        | 2,935                      | 2,146        | 2,512        | 2,576        | 16,401        | 0          |
| Other  | 0              | 0             | 0             | 0            | 0            | 0                          | 0            | 0            | 0            | 0             | 0          |

**SIGNIFICANT CHANGE FROM FY 2021 - 26 CTP:** Added funding in FY27.



**PROJECT:** Kim Lamphier Bikeways Network Program

**DESCRIPTION:** Program funds are made available to local jurisdictions and other eligible entities for projects that improve bicycle network access and safety and advance the goals outlined in the 2040 Maryland Bicycle and Pedestrian Master Plan (2019 Update)

**PURPOSE & NEED SUMMARY STATEMENT:** The program helps implement MDOT's Bicycle and Pedestrian Master Plan and Strategic Trails Plan by filling priority missing links in the statewide bicycling network, connecting and extending on-road and off-road bicycle facilities and improving connections to transit, work, schools, shopping and other destinations. By creating a more integrated and safe network of bicycle facilities, the program also helps advance the Maryland Transportation Plan's goals of economic development and environmental stewardship, while strengthening the health and quality of life for local communities.

**SMART GROWTH STATUS:**  Project Not Location Specific  Not Subject to PFA Law  
 Project Inside PFA  Grandfathered  
 Project Outside PFA  Exception Will Be Required  
 PFA Status Yet to Be Determined  Exception Granted

**STATUS:** A total of 129 Bikeways projects have been in completed in 11 grant cycles. There are currently 30 active Bikeways projects with additional project awards anticipated for the FY22 grant cycle. Additional projects will be solicited through the annual grant cycles

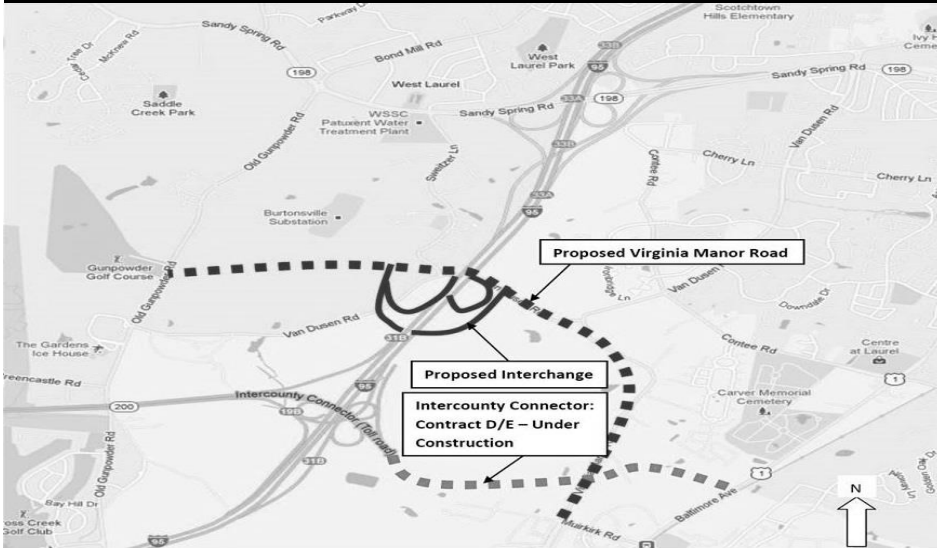
**SIGNIFICANT CHANGE FROM FY 2021 - 26 CTP:** Added \$4.6M to the Program for additional funding for the FY23 and FY24 Grant Cycle.

**POTENTIAL FUNDING SOURCE:**

SPECIAL  FEDERAL  GENERAL  OTHER

| PHASE        | TOTAL                  |                          | PREVIOUS YEAR | CURRENT YEAR | BUDGET YEAR  | PLANNING                   |              |            |            | SIX YEAR      | BALANCE TO COMPLETE |
|--------------|------------------------|--------------------------|---------------|--------------|--------------|----------------------------|--------------|------------|------------|---------------|---------------------|
|              | ESTIMATED COST (\$000) | EXPENDED THRU CLOSE YEAR |               |              |              | FOR PLANNING PURPOSES ONLY |              |            |            |               |                     |
|              |                        |                          | 2021          | 2022         | 2023         | ...2024...                 | ...2025...   | ...2026... | ...2027... | TOTAL         |                     |
| Planning     | 1,351                  | 818                      | 814           | 273          | 260          | 0                          | 0            | 0          | 0          | 533           | 0                   |
| Engineering  | 2,129                  | 0                        | 0             | 934          | 1,096        | 100                        | 0            | 0          | 0          | 2,129         | 0                   |
| Right-of-way | 0                      | 0                        | 0             | 0            | 0            | 0                          | 0            | 0          | 0          | 0             | 0                   |
| Utility      | 0                      | 0                        | 0             | 0            | 0            | 0                          | 0            | 0          | 0          | 0             | 0                   |
| Construction | 28,058                 | 16,664                   | 1,813         | 2,437        | 3,399        | 1,758                      | 3,800        | 0          | 0          | 11,394        | 0                   |
| <b>Total</b> | <b>31,538</b>          | <b>17,481</b>            | <b>2,627</b>  | <b>3,645</b> | <b>4,754</b> | <b>1,858</b>               | <b>3,800</b> | <b>0</b>   | <b>0</b>   | <b>14,057</b> | <b>0</b>            |
| Federal-Aid  | 1,295                  | 1,295                    | 0             | 0            | 0            | 0                          | 0            | 0          | 0          | 0             | 0                   |
| Special      | 30,243                 | 16,186                   | 2,627         | 3,645        | 4,754        | 1,858                      | 3,800        | 0          | 0          | 14,057        | 0                   |
| Other        | 0                      | 0                        | 0             | 0            | 0            | 0                          | 0            | 0          | 0          | 0             | 0                   |

Fund Program # 00434



**PROJECT:** Virginia Manor Road Relocated (Konterra Drive), Old Gunpowder Road to Ritz Road

**DESCRIPTION:** A Secretary's grant to Prince George's County for construction/reconstruction of Virginia Manor Road Relocated between the Intercounty Connector and Old Gunpowder Road (Approximately 3.2 miles). Connections will be made to both the Intercounty Connector and the new I-95/Contee Road Interchange. Bicycle and Pedestrian access will be provided.

**PURPOSE & NEED SUMMARY STATEMENT:** This project will enable Prince George's County to construct a critical roadway connection to the Intercounty Connector and I-95/Contee Road Interchange. This will enhance the supporting roadway network east and west of I-95 in the area that is planned for significant growth and development.

**STATE GOALS : Maryland Transportation Plan (MTP) Goals/Selection Criteria:**

- Safe, Secure, and Resilient
- Maintain & Modernize
- Economic Opportunity & Reduce Congestion
- Better Transportation Choices & Connections
- Quality & Efficiency
- Environmental Protection
- Fiscal Responsibility

- SMART GROWTH STATUS:**
- Project Not Location Specific
  - Project Outside PFA
  - PFA Status Yet to Be Determined
  - Project Inside PFA
  - Project Outside PFA
  - Grandfathered
  - Exception Will Be Required
  - Exception Granted

**EXPLANATION:** The new interchange at I-95 and Contee Road Relocated and Virginia Manor Road Relocated will facilitate enhanced access and improved circulation to an area that is planned for growth and economic development.

**STATUS:** Construction of Virginia Manor Road (Konterra Drive) is open to traffic with ongoing improvements on the local road network. The \$10.8M in remaining grant funding is available for other projects to be determined in the Konterra Development Area.

| POTENTIAL FUNDING SOURCE: |                        |                          |               |              |             |   |                                  |                                  |                                |                |                     |     |
|---------------------------|------------------------|--------------------------|---------------|--------------|-------------|---|----------------------------------|----------------------------------|--------------------------------|----------------|---------------------|-----|
|                           |                        |                          |               |              |             | <input checked="" type="checkbox"/> SPECIAL | <input type="checkbox"/> FEDERAL | <input type="checkbox"/> GENERAL | <input type="checkbox"/> OTHER |                |                     |     |
| PHASE                     | TOTAL                  |                          | PREVIOUS YEAR | CURRENT YEAR | BUDGET YEAR | PLANNING                                    |                                  |                                  |                                | SIX YEAR TOTAL | BALANCE TO COMPLETE |     |
|                           | ESTIMATED COST (\$000) | EXPENDED THRU CLOSE YEAR |               |              |             | ...   | ...                              | ...                              | ...                            |                |                     | ... |
| Planning                  | 0                      | 0                        | 0             | 0            | 0           | 0   | 0                                | 0                                | 0                              | 0              | 0                   |     |
| Engineering               | 3,000                  | 3,000                    | 0             | 0            | 0           | 0   | 0                                | 0                                | 0                              | 0              | 0                   |     |
| Right-of-way              | 0                      | 0                        | 0             | 0            | 0           | 0   | 0                                | 0                                | 0                              | 0              | 0                   |     |
| Utility                   | 0                      | 0                        | 0             | 0            | 0           | 0   | 0                                | 0                                | 0                              | 0              | 0                   |     |
| Construction              | 27,000                 | 16,001                   | 0             | 0            | 0           | 0   | 0                                | 0                                | 0                              | 0              | 10,999              |     |
| <b>Total</b>              | <b>30,000</b>          | <b>19,001</b>            | <b>0</b>      | <b>0</b>     | <b>0</b>    | <b>0</b>                                    | <b>0</b>                         | <b>0</b>                         | <b>0</b>                       | <b>0</b>       | <b>10,999</b>       |     |
| Federal-Aid               | 0                      | 0                        | 0             | 0            | 0           | 0   | 0                                | 0                                | 0                              | 0              | 0                   |     |
| Special                   | 30,000                 | 19,001                   | 0             | 0            | 0           | 0   | 0                                | 0                                | 0                              | 0              | 10,999              |     |
| Other                     | 0                      | 0                        | 0             | 0            | 0           | 0   | 0                                | 0                                | 0                              | 0              | 0                   |     |

**SIGNIFICANT CHANGE FROM FY 2021 - 26 CTP:**  
None



**PROJECT:** MDOT AdPICS Refactoring Project

**DESCRIPTION:** The project will modernize AdPICS for MDOT into a modern programming language and database, migrate the applications from the current legacy mainframe hardware into Amazon Web Services (AWS) or hosted in the MDOT server environment, and implement modern enhancements to the user experience.

**PURPOSE & NEED SUMMARY STATEMENT:** The newly Modernized AdPICS will be known as EPICS (Enhanced Purchasing Information Control system). It is the Department's procure to pay application which will be integrated with the Department's financial accounting application RSTARS. Modernizing AdPICS will enhance the user experience, improve system and process functionality, lessen the number of application on the mainframe and allow for future integration with eMMA.

**STATE GOALS : Maryland Transportation Plan (MTP) Goals/Selection Criteria:**

- Safe, Secure, and Resilient
- Maintain & Modernize
- Economic Opportunity & Reduce Congestion
- Better Transportation Choices & Connections
- Quality & Efficiency
- Environmental Protection
- Fiscal Responsibility

- SMART GROWTH STATUS:**  Project Not Location Specific  Not Subject to PFA Law
- Project Inside PFA
  - Project Outside PFA
  - PFA Status Yet to Be Determined
  - Grandfathered
  - Exception Will Be Required
  - Exception Granted

**EXPLANATION:** This project will enhance the user experience and efficiency of AdPICS.

**STATUS:** The EPICS Project is progressing and is 50% complete. User Interface and User Experience requirements have started and expected go-live is May 2022

**POTENTIAL FUNDING SOURCE:**

- SPECIAL  FEDERAL  GENERAL  OTHER

| PHASE        | TOTAL          |               | PREVIOUS YEAR | CURRENT YEAR | BUDGET YEAR  | PLANNING                   |            |            |            | SIX YEAR TOTAL | BALANCE TO COMPLETE |
|--------------|----------------|---------------|---------------|--------------|--------------|----------------------------|------------|------------|------------|----------------|---------------------|
|              | ESTIMATED COST | EXPENDED THRU |               |              |              | FOR PLANNING PURPOSES ONLY |            |            |            |                |                     |
|              | (\$000)        | CLOSE YEAR    |               |              |              | ...2024...                 | ...2025... | ...2026... | ...2027... |                |                     |
| Planning     | 0              | 0             | 0             | 0            | 0            | 0                          | 0          | 0          | 0          | 0              | 0                   |
| Engineering  | 0              | 0             | 0             | 0            | 0            | 0                          | 0          | 0          | 0          | 0              | 0                   |
| Right-of-way | 0              | 0             | 0             | 0            | 0            | 0                          | 0          | 0          | 0          | 0              | 0                   |
| Utility      | 0              | 0             | 0             | 0            | 0            | 0                          | 0          | 0          | 0          | 0              | 0                   |
| Construction | 15,581         | 5,717         | 4,285         | 7,811        | 2,052        | 0                          | 0          | 0          | 0          | 9,864          | 0                   |
| <b>Total</b> | <b>15,581</b>  | <b>5,717</b>  | <b>4,285</b>  | <b>7,811</b> | <b>2,052</b> | <b>0</b>                   | <b>0</b>   | <b>0</b>   | <b>0</b>   | <b>9,864</b>   | <b>0</b>            |
| Federal-Aid  | 0              | 0             | 0             | 0            | 0            | 0                          | 0          | 0          | 0          | 0              | 0                   |
| Special      | 15,581         | 5,717         | 4,285         | 7,811        | 2,052        | 0                          | 0          | 0          | 0          | 9,864          | 0                   |
| Other        | 0              | 0             | 0             | 0            | 0            | 0                          | 0          | 0          | 0          | 0              | 0                   |

**SIGNIFICANT CHANGE FROM FY 2021 - 26 CTP:** The project cost is up \$300k because of additional infrastructure costs to support the project.



**PROJECT:** MDOT RSTARS Refactoring Project

**DESCRIPTION:** The project is to modernize RSTARS for MDOT into a modern programming language and database, migrate the applications from the current legacy mainframe hardware hosted in the MDOT server environment, and implement modern enhancements to the user experience.

**PURPOSE & NEED SUMMARY STATEMENT:** RSTARS is the Department's financial accounting system which supports agency-based accounting, billing, purchasing, and asset management to the MDOT Business Units.. Modernizing RSTARS will enhance the user experience, improve system and process functionality, lessen the number of application on the mainframe and allow for future integration with systems.

**STATE GOALS : Maryland Transportation Plan (MTP) Goals/Selection Criteria:**

- Safe, Secure, and Resilient
- Maintain & Modernize
- Economic Opportunity & Reduce Congestion
- Better Transportation Choices & Connections
- Quality & Efficiency
- Environmental Protection
- Fiscal Responsibility

- SMART GROWTH STATUS:**  Project Not Location Specific  Not Subject to PFA Law
- Project Inside PFA  Grandfathered
  - Project Outside PFA  Exception Will Be Required
  - PFA Status Yet to Be Determined  Exception Granted

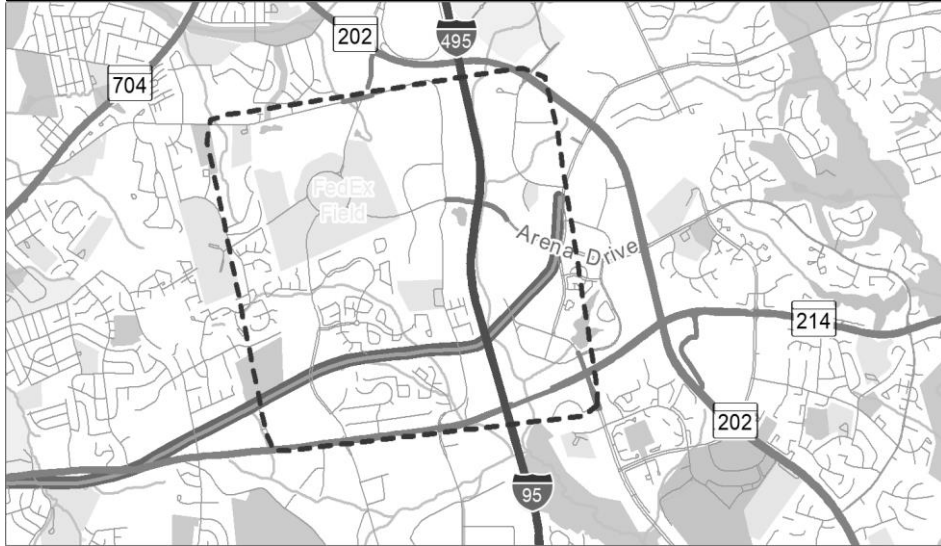
**EXPLANATION:** This project will enhance the user experience and efficiency of RSTARS

**STATUS:** Planning and design are underway

| POTENTIAL FUNDING SOURCE: <input checked="" type="checkbox"/> SPECIAL <input type="checkbox"/> FEDERAL <input type="checkbox"/> GENERAL <input type="checkbox"/> OTHER |                           |                             |                       |                      |                     |                            |            |            |            |                   |                     |  |
|--|---------------------------|-----------------------------|-----------------------|----------------------|---------------------|----------------------------|------------|------------|------------|-------------------|---------------------|--|
| PHASE  | TOTAL                     |                             | PREVIOUS YEAR<br>2021 | CURRENT YEAR<br>2022 | BUDGET YEAR<br>2023 | PLANNING                   |            |            |            | SIX YEAR<br>TOTAL | BALANCE TO COMPLETE |  |
|  | ESTIMATED COST<br>(\$000) | EXPENDED THRU<br>CLOSE YEAR |                       |                      |                     | FOR PLANNING PURPOSES ONLY |            |            |            |                   |                     |  |
|  |                           |                             |                       |                      |                     | ...2024...                 | ...2025... | ...2026... | ...2027... |                   |                     |  |
| Planning   | 0                         | 0                           | 0                     | 0                    | 0                   | 0                          | 0          | 0          | 0          | 0                 | 0                   |  |
| Engineering  | 0                         | 0                           | 0                     | 0                    | 0                   | 0                          | 0          | 0          | 0          | 0                 | 0                   |  |
| Right-of-way   | 0                         | 0                           | 0                     | 0                    | 0                   | 0                          | 0          | 0          | 0          | 0                 | 0                   |  |
| Utility  | 0                         | 0                           | 0                     | 0                    | 0                   | 0                          | 0          | 0          | 0          | 0                 | 0                   |  |
| Construction   | 16,564                    | 0                           | 0                     | 1,001                | 9,102               | 6,461                      | 0          | 0          | 0          | 16,564            | 0                   |  |
| <b>Total</b>   | <b>16,564</b>             | <b>0</b>                    | <b>0</b>              | <b>1,001</b>         | <b>9,102</b>        | <b>6,461</b>               | <b>0</b>   | <b>0</b>   | <b>0</b>   | <b>16,564</b>     | <b>0</b>            |  |
| Federal-Aid  | 0                         | 0                           | 0                     | 0                    | 0                   | 0                          | 0          | 0          | 0          | 0                 | 0                   |  |
| Special  | 16,564                    | 0                           | 0                     | 1,001                | 9,102               | 6,461                      | 0          | 0          | 0          | 16,564            | 0                   |  |
| Other  | 0                         | 0                           | 0                     | 0                    | 0                   | 0                          | 0          | 0          | 0          | 0                 | 0                   |  |

**SIGNIFICANT CHANGE FROM FY 2021 - 26 CTP:** Added to Construction Program





**PROJECT:** Transportation Infrastructure Along the Blue Line Corridor

**DESCRIPTION:** A Secretary's grant to Prince George's County to support transportation infrastructure projects along the Blue Line Corridor including Morgan Boulevard Urban Street Grid, Arena Drive Complete Streets, and FedEx Field Micromobility.

**PURPOSE & NEED SUMMARY STATEMENT:** This grant will enable Prince George's County to construct infrastructure improvements to create an interconnected, multi-modal network along the corridor to ensure the safe and accessible movement of motorists, freight carriers, transit users, bicyclists, and pedestrians.

**STATE GOALS : Maryland Transportation Plan (MTP) Goals/Selection Criteria:**

- |   |   |
|---|---|
| <input type="checkbox"/> Safe, Secure, and Resilient                            | <input type="checkbox"/> Quality & Efficiency     |
| <input type="checkbox"/> Maintain & Modernize                                   | <input type="checkbox"/> Environmental Protection |
| <input type="checkbox"/> Economic Opportunity & Reduce Congestion               | <input type="checkbox"/> Fiscal Responsibility    |
| <input checked="" type="checkbox"/> Better Transportation Choices & Connections |   |

- SMART GROWTH STATUS:**
- |  |   |
|--|---|
| <input type="checkbox"/> Project Not Location Specific   | <input type="checkbox"/> Not Subject to PFA Law     |
| <input checked="" type="checkbox"/> Project Inside PFA   | <input type="checkbox"/> Grandfathered              |
| <input type="checkbox"/> Project Outside PFA             | <input type="checkbox"/> Exception Will Be Required |
| <input type="checkbox"/> PFA Status Yet to Be Determined | <input type="checkbox"/> Exception Granted          |

**EXPLANATION:** The infrastructure improvements along the corridor will facilitate and improve mobility and access of pedestrians and cyclists along the corridor.


**STATUS:** Construction is estimated to begin in FY 2022.

**POTENTIAL FUNDING SOURCE:**

- SPECIAL  FEDERAL  GENERAL  OTHER

| PHASE        | TOTAL                  |                          | PREVIOUS YEAR | CURRENT YEAR | BUDGET YEAR | PLANNING                   |          |          |            | SIX YEAR TOTAL | BALANCE TO COMPLETE |
|--------------|------------------------|--------------------------|---------------|--------------|-------------|----------------------------|----------|----------|------------|----------------|---------------------|
|              | ESTIMATED COST (\$000) | EXPENDED THRU CLOSE YEAR |               |              |             | FOR PLANNING PURPOSES ONLY |          |          |            |                |                     |
|              |                        |                          |               |              |             | 2021                       | 2022     | 2023     | ...2024... |                |                     |
| Planning     | 0                      | 0                        | 0             | 0            | 0           | 0                          | 0        | 0        | 0          | 0              | 0                   |
| Engineering  | 0                      | 0                        | 0             | 0            | 0           | 0                          | 0        | 0        | 0          | 0              | 0                   |
| Right-of-way | 0                      | 0                        | 0             | 0            | 0           | 0                          | 0        | 0        | 0          | 0              | 0                   |
| Utility      | 0                      | 0                        | 0             | 0            | 0           | 0                          | 0        | 0        | 0          | 0              | 0                   |
| Construction | 8,700                  | 0                        | 0             | 8,700        | 0           | 0                          | 0        | 0        | 0          | 8,700          | 0                   |
| <b>Total</b> | <b>8,700</b>           | <b>0</b>                 | <b>0</b>      | <b>8,700</b> | <b>0</b>    | <b>0</b>                   | <b>0</b> | <b>0</b> | <b>0</b>   | <b>8,700</b>   | <b>0</b>            |
| Federal-Aid  | 0                      | 0                        | 0             | 0            | 0           | 0                          | 0        | 0        | 0          | 0              | 0                   |
| Special      | 0                      | 0                        | 0             | 0            | 0           | 0                          | 0        | 0        | 0          | 0              | 0                   |
| Other        | 8,700                  | 0                        | 0             | 8,700        | 0           | 0                          | 0        | 0        | 0          | 8,700          | 0                   |

**SIGNIFICANT CHANGE FROM FY 2021 - 26 CTP:** Added to the Construction Program.



**PROJECT:** Baltimore-Washington Superconducting Maglev (SCMAGLEV) Project

**DESCRIPTION:** Baltimore-Washington Rapid Rail (BWRR), a private company based in Maryland, is proposing to construct an SCMAGLEV train system between Baltimore, Maryland and Washington, DC with an intermediate stop at BWI Marshal Airport. An Environmental Impact Statement (EIS) is being prepared to evaluate the potential impacts of the construction and operation of such a system. This phase of the project is being funded by a grant from the Federal Railroad Administration with matching funds provided by BWRR.

**PURPOSE & NEED SUMMARY STATEMENT:** Over the next 30 years, population in the Baltimore-Washington region is expected to grow by 30 percent, significantly increasing demand on roadways and railways between the two cities. The purpose of BWRR's proposed action is to increase capacity, reduce travel time, and improve both reliability and mobility options between Baltimore and Washington, with possible future extensions to New York City.

**SMART GROWTH STATUS:**  Project Not Location Specific  Not Subject to PFA Law  
 Project Inside PFA  Grandfathered  
 Project Outside PFA  Exception Will Be Required  
 PFA Status Yet to Be Determined  Exception Granted

**STATUS:** On August 25, 2021 FRA advised that the Maglev NEPA process was paused to review project elements and determine next steps. FRA will share the revised project schedule when it is determined.

| POTENTIAL FUNDING SOURCE: <input type="checkbox"/> SPECIAL <input checked="" type="checkbox"/> FEDERAL <input type="checkbox"/> GENERAL <input checked="" type="checkbox"/> OTHER |                |               |               |              |             |                            |            |            |            |              |            |
|---|----------------|---------------|---------------|--------------|-------------|----------------------------|------------|------------|------------|--------------|------------|
| PHASE   | TOTAL          |               | PREVIOUS YEAR | CURRENT YEAR | BUDGET YEAR | PLANNING                   |            |            |            | SIX YEAR     | BALANCE TO |
|   | ESTIMATED COST | EXPENDED THRU |               |              |             | FOR PLANNING PURPOSES ONLY |            |            |            |              |            |
|   | (\$000)        | CLOSE YEAR    | 2021          | 2022         | 2023        | ...2024...                 | ...2025... | ...2026... | ...2027... | TOTAL        |            |
| Planning  | 34,749         | 28,657        | 1,505         | 5,178        | 914         | 0                          | 0          | 0          | 0          | 6,092        | 0          |
| Engineering   | 0              | 0             | 0             | 0            | 0           | 0                          | 0          | 0          | 0          | 0            | 0          |
| Right-of-way  | 0              | 0             | 0             | 0            | 0           | 0                          | 0          | 0          | 0          | 0            | 0          |
| Utility   | 0              | 0             | 0             | 0            | 0           | 0                          | 0          | 0          | 0          | 0            | 0          |
| Construction  | 0              | 0             | 0             | 0            | 0           | 0                          | 0          | 0          | 0          | 0            | 0          |
| <b>Total</b>  | <b>34,749</b>  | <b>28,657</b> | <b>1,505</b>  | <b>5,178</b> | <b>914</b>  | <b>0</b>                   | <b>0</b>   | <b>0</b>   | <b>0</b>   | <b>6,092</b> | <b>0</b>   |
| Federal-Aid   | 27,800         | 22,926        | 1,204         | 4,143        | 731         | 0                          | 0          | 0          | 0          | 4,874        | 0          |
| Special   | 0              | 0             | 0             | 0            | 0           | 0                          | 0          | 0          | 0          | 0            | 0          |
| Other   | 6,949          | 5,731         | 301           | 1,036        | 183         | 0                          | 0          | 0          | 0          | 1,218        | 0          |

**SIGNIFICANT CHANGE FROM FY 2021 - 26 CTP:**  
None

**MINOR PROJECTS PROGRAM**  
(Dollars in Thousands)

**THE SECRETARY'S OFFICE - LINE 9**

| PROJECT ID   | PROJECT NAME  | TOTAL PROGRAMMED COST | STATUS    |
|--|---|-----------------------|-----------|
| <b><u>Airport Citizens Committee Grant Program</u></b> |   |                       |           |
| TSO0078  | Airport Citizens Committee                          | \$ 7,038              | Ongoing   |
| <b><u>CMAPS Preservation</u></b>                       |   |                       |           |
| TSO0211  | Capital Management and Programming System (CMAPS)   | \$ 7,128              | Underway  |
| <b><u>Environmental Service Funds</u></b>              |   |                       |           |
| TSO0126  | Environmental Compliance Oversight                  | \$ 5,422              | Underway  |
| TSO0233  | Innovative Stormwater Pond Management Pilot Program | \$ 3,155              | Underway  |
| TSO0237  | USACE Feasibility Study                             | \$ 1,513              | Underway  |
| TSOGRT000280   | Urban Tree Program                                  | \$ 300                | Underway  |
| TSOPRJ000241   | Resource to Expedite Project Reviews at USEPA       | \$ 1,131              | Underway  |
| TSOPRJ000260   | Support for Stream Gauge Monitoring by USGS         | \$ 555                | Ongoing   |
| TSOPRJ000262   | Oyster Reseeding-TSO                                | \$ 2,000              | Completed |
| TSOPRJ000281   | Master Solar Contract - Outside Counsel Support     | \$ 5                  | FY 2022   |
| <b><u>Freight &amp; Intermodal Program</u></b>         |   |                       |           |
| TSO0219  | Rosedale Grade Crossing Improvement Grant           | \$ 777                | FY 2023   |
| <b><u>Homeland Security &amp; Rail Safety</u></b>      |   |                       |           |
| TSO0032  | Rail Safety Oversight                               | \$ 5,470              | Ongoing   |
| <b><u>Major Projects</u></b>                           |   |                       |           |
| TSOPRJ000284   | MDTA Loan Repayment - Traffic Relief Plan (TRP)     | \$ 777                | Completed |
| <b><u>MBE Disparity Studies</u></b>                    |   |                       |           |
| TSO0234  | 2021 MBE Disparity Study                            | \$ 3,000              | FY 2022   |

**MINOR PROJECTS PROGRAM**  
(Dollars in Thousands)

**THE SECRETARY'S OFFICE - LINE 9**

| PROJECT ID                                    | PROJECT NAME                                | TOTAL PROGRAMMED COST | STATUS    |
|---|---|-----------------------|-----------|
| <b><u>MDOT HQ Building Preservation</u></b>   |   |                       |           |
| TSO008103                                     | Facility Improvements - Painting            | \$ 33                 | Completed |
| TSO008104                                     | Facility Improvements - Carpeting           | \$ 197                | Completed |
| TSO008110                                     | Building Pressure Washing and Resealing     | \$ 324                | FY 2023   |
| TSO008113                                     | Battery Backup Room - UPC Replacement       | \$ 379                | Underway  |
| TSO008115                                     | TSO Exterior LED lighting                   | \$ 551                | Underway  |
| TSOPRJ000261                                  | TSO Interior LED Lighting                   | \$ 175                | FY 2023   |
| TSOPRJ000290                                  | TSO HQ Building - New Roof                  | \$ 250                | FY 2023   |
| TSOPRJ000297                                  | FY22 - Nissan Leaf Purchase                 | \$ 35                 | Completed |
| <b><u>MDOT IT Enhancement Program</u></b>     |   |                       |           |
| TSO0216                                       | DoIT Enterprise Charges - Program 3         | \$ 8,469              | Ongoing   |
| TSO121307                                     | MBE Software Project                        | \$ 671                | Underway  |
| TSO121319                                     | RFID Initiative                             | \$ 1,404              | Underway  |
| TSO121324                                     | Contract Support                            | \$ 9,555              | Ongoing   |
| TSO121325                                     | HR Learning Management Tool                 | \$ 1,225              | Underway  |
| TSO121326                                     | Salesforce Implementation                   | \$ 1,874              | Underway  |
| TSO121327                                     | Temporary Resource Contract                 | \$ 3,072              | Ongoing   |
| TSO121335                                     | CCM - Multiple TBUs                         | \$ 769                | Underway  |
| TSOPRJ000276                                  | EZMax Mobile Implementation Project         | \$ 1,200              | FY 2022   |
| TSOPRJ000279                                  | O365 to Google Workspace Study and Roadmap  | \$ 75                 | Completed |
| <b><u>MDOT IT Preservation Program</u></b>    |   |                       |           |
| TSO0020                                       | Network Hardware/Software Replacement Costs | \$ 66,992             | Ongoing   |
| TSO0099                                       | TSO IT Replacements/Enhancements            | \$ 3,410              | Ongoing   |
| TSO0101                                       | Data Center Shared Services                 | \$ 6,444              | Ongoing   |
| TSO0203                                       | Fiber Optic Installations                   | \$ 1,431              | Underway  |
| <b><u>Planning Services &amp; Studies</u></b> |   |                       |           |
| TSO0019                                       | Program Management                          | \$ 1,409              | Ongoing   |
| TSO0060                                       | Commuter Choice Outreach                    | \$ 643                | Underway  |
| TSO0218                                       | OPCP 17 - Consultant Contract               | \$ 22,362             | Ongoing   |

**MINOR PROJECTS PROGRAM**  
(Dollars in Thousands)

**THE SECRETARY'S OFFICE - LINE 9**

| PROJECT ID                             | PROJECT NAME   | TOTAL PROGRAMMED COST | STATUS    |
|--|--|-----------------------|-----------|
| <b>Planning Services &amp; Studies</b> |  |                       |           |
| TSO0223                                | UMBC MOU - Electronic Vehicle Education Program                            | \$ 126                | Underway  |
| TSO0229                                | Department Asset Management Program  | \$ 775                | Ongoing   |
| TSO1232                                | Statewide Household Travel Survey  | \$ 868                | Completed |
| TSOPRJ000282                           | OPCP - 23 Transportation Planning Services Contract                        | \$ 29,354             | FY 2023   |
| TSOPRJ000283                           | Electric Vehicle Readiness Program   | \$ 2,500              | FY 2022   |
| <b>Real Estate Services</b>            |  |                       |           |
| TSO0133                                | Special Real Estate Counsel Contract                                       | \$ 5,822              | Ongoing   |
| TSO0143                                | TOD Implementation Projects  | \$ 3,672              | Ongoing   |
| TSOPRJ000256                           | Real Estate Services-Signage   | \$ 37                 | Ongoing   |
| TSOPRJ000257                           | Real Estate Services-Advertising   | \$ 65                 | Ongoing   |
| TSOPRJ000258                           | Real Estate Services-Financial   | \$ 30                 | Ongoing   |
| <b>Secretary Grants</b>                |  |                       |           |
| TSO0066                                | Transportation Related Air Pollution Projects (TRAPP)                      | \$ 26,819             | Ongoing   |
| TSO0148                                | UMD - NCSG Agreement   | \$ 2,703              | Underway  |
| TSO0206                                | Port of Baltimore Incentive Pilot Program                                  | \$ 6,573              | Underway  |
| TSO0228                                | Keep Maryland Beautiful Grant  | \$ 250                | Underway  |
| TSO0238                                | Snow Hill Line Rehabilitation Grant  | \$ 2,000              | Underway  |
| TSO0239                                | BMC Grant - Technical Assistance on Central Maryland Regional Transit Plan | \$ 339                | Completed |